

**PAWPRINT
FAMILY**

The BIG Christmas Holiday Bumper Activity Pack

#AdventureForAll
www.PawprintFamily.com

© Pawprint Family 2024

Festive Minute to Win It Game

Get ready for some festive fun with a game of Minute to Win It! You have 60 seconds to complete each of the following tasks.

Snow Shovel

Stack as many cotton wool balls (snow) as possible using only a spoon. Tallest stack wins!

Gingerbread Face-Off

Put a small gingerbread man on your forehead and try to get it into your mouth by facial movements only.

Stocking Stuffer

Fill a stocking with as many small objects as you can. The stocking with the most items wins!

Gift Grab

Open as many gifts as possible whilst wearing oven gloves. The most gifts opened wins!

Festive Minute to Win It Game (Page 2)

Get ready for some festive fun with a game of Minute to Win It! You have 60 seconds to complete each of the following tasks.

Reindeer Pick Up

Cover each hand with a plastic cup and try to pick up as many marshmallows as you can before transferring them into a bowl.

Do You Want to Build a Snowman?

Build a snowman by stacking marshmallows. Tallest snowman wins!

Gift Wrap Race

Wrap a gift as quickly as possible, but with one hand behind your back.

Jingle Bell Toss

Toss as many Christmas decorations as you can into a basket or bowl from a distance.

Festive Minute to Win It Game (Page 3)

Get ready for some festive fun with a game of Minute to Win It! You have 60 seconds to complete each of the following tasks.

A Snowman's Nose

Balance a carrot on your nose for as long as you can.

Tinsel Twist

Wrap yourself in tinsel as quickly as possible.

Boxing Day Stack

Stack as many small gift boxes as possible without them falling.

Candy Cane Challenge

Pick up mini candy canes using chopsticks and transfer them into another bowl.

Festive Minute to Win It Game (Page 4)

Get ready for some festive fun with a game of Minute to Win It! You have 60 seconds to complete each of the following tasks.

Sticky Note Christmas Tree

Arrange sticky notes on the wall to look like a Christmas tree. The tallest tree wins!

Mince Pie Dash

Walk as far as possible whilst balancing a mince pie on your head.

Let it Snow

Use a straw to blow as many cotton wool balls (snowballs) off a table as you can.

Santa's Cookie Crunch


Eat a cookie off a plate without using your hands.

Gingerbread Family Recipe

Follow the steps below to make some deliciously spiced gingerbread biscuits, then get creative with icing, chocolate, and sweets to make each gingerbread person look like members of your family!

Ingredients:

- 175g dark muscovado sugar
- 85g golden syrup
- 100g butter
- 350g plain flour (plus extra for dusting)
- 1sp bicarbonate of soda
- 1bsp ground ginger
- 1sp ground cinnamon
- 1 egg (beaten)
- Decorations (e.g. icing, sweets etc)



Recipe adapted from BBC Good Food.

Method:

Step 1: Put the sugar, golden syrup and butter into a saucepan and heat until it has melted. Let it bubble for 1-2 minutes, then take off the heat and leave to cool for around 10 minutes.

Step 2: In a large bowl, mix together the flour, bicarbonate of soda and spices. Add the warm syrup mixture and the egg, then stir everything together.

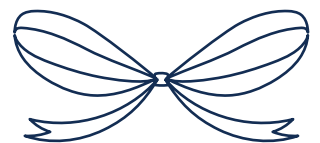
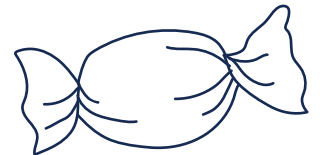

Step 3: Gently knead the dough in the bowl until it's smooth with no streaks and wrap it in plastic wrap before popping in the fridge for at least 30 minutes.

Step 4: Once you have taken the dough out of the fridge, leave it to sit until it's soft enough to roll out. In the meantime, preheat your oven to 200°C (180°C fan/gas 6) and line two baking trays with baking paper.

Step 5: Roll out the dough onto a floured work surface (it should be around the same thickness as a £1 coin), then cut out gingerbread people with a cutter. Re-roll the leftover dough and continue cutting more shapes until you have used it all up.

Step 6: Place your gingerbread people onto the trays and bake in the oven for 10-12 minutes, swapping the trays over halfway through cooking. Leave to cool on the trays for 5 minutes, then move them to a wire rack to cool completely.

Step 7: Your gingerbread people are now ready to decorate! You could use icing, chocolates, sweets or whatever else you fancy. Why not try to create your own family using the gingerbread people?



Christmas Word Fun

How many words can you make from the letters of 'Christmas', using each block only once per word.



Score:
5-10 - Your glittering!
11-15 - The lights are on!
16-20 - You're the star!

★ 1 _____	★ 9 _____	★ 17 _____	
★ 2 _____	★ 10 _____	★ 18 _____	★ 25 _____
★ 3 _____	★ 11 _____	★ 19 _____	★ 26 _____
★ 4 _____	★ 12 _____	★ 20 _____	★ 27 _____
★ 5 _____	★ 13 _____	★ 21 _____	★ 28 _____
★ 6 _____	★ 14 _____	★ 22 _____	★ 29 _____
★ 7 _____	★ 15 _____	★ 23 _____	★ 30 _____
★ 8 _____	★ 16 _____	★ 24 _____	

Wow, you're a festive word whizz!

Cross-mas Around the World

Get ready, get set, snow! Complete the crossword below. Each question relates to the activities in the Christmas Around the World challenge pack (no cheating please!)



Across

1. Paper-thin wafers shared in Poland.
2. What is Ensalada Nochebuena?
3. Traditional Ukranian tree decorations (2 words).
4. Also known as 'Swedish gnomes'.
5. Chinese _____ apple.
6. A veg hidden on German Christmas tree.
7. Liquid poured onto a Christmas dinner.
8. A flame lit on Christmas Eve in Ireland.

Down

1. Known as 'Bûche De Noël' in France (2 words).
2. A country said to have a Xmas barbecue!
3. A bearded man wearing a red coat and hat.
4. Filipino ornamental lantern.
5. A hot, milky drink from medieval Britain.
6. Traditional German Christmas biscuits.
7. A 3D model of the Earth.

Christmas Word Search

Can you find the 12 hidden words in the grid below?

t	i	n	s	e	l	s	w	j
s	l	l	e	b	w	t	j	o
e	d	o	w	c	h	a	g	y
a	d	v	e	n	t	r	t	s
o	q	f	l	b	l	n	w	l
t	f	i	g	n	e	e	o	e
c	a	r	o	l	g	l	n	i
c	w	f	p	m	n	f	s	g
h	o	l	l	y	a	n	w	h

Advent
Angel
Bells
Carol

Elf
Gift
Holly
Joy

Snow
Tinsel
Sleigh
Star

Difficulty rating: ★ ★ ☆ ☆ ☆

Christmas Word Search

Can you find the 18 hidden words in the grid below?

r	e	i	n	d	e	e	r	t	i	w	b	g
n	l	q	a	x	a	c	y	l	l	o	h	q
e	f	g	t	r	a	d	i	t	i	o	n	s
b	c	j	i	v	c	h	i	m	n	e	y	a
e	l	h	v	w	a	w	s	l	q	s	i	q
l	k	g	i	h	r	m	m	h	e	l	m	e
l	b	i	t	j	o	i	e	t	f	e	l	f
s	m	e	y	d	l	e	k	a	l	g	n	l
h	s	l	p	h	o	b	v	e	y	n	b	e
f	e	s	t	i	v	e	p	r	r	a	t	s
j	i	a	n	w	s	i	t	w	e	m	t	n
o	j	c	r	o	i	g	i	f	t	n	k	i
y	a	v	u	l	w	x	a	d	v	e	n	t

Advent
Angel
Bells
Carol
Elf
Gift

Holly
Joy
Snow
Tinsel
Sleigh
Star

Festive
Traditions
Chimney
Nativity
Wreath
Reindeer

Difficulty rating: ★ ★ ★ ☆ ☆

Christmas Word Search

Can you find the 24 hidden words in the grid below?

a	b	g	w	n	t	r	a	d	i	t	i	o	n	s	p	m	i
l	i	g	h	t	s	v	g	h	t	u	y	e	n	m	i	h	c
e	v	t	d	m	w	n	e	c	n	m	e	o	o	s	m	b	e
m	h	f	u	j	l	e	o	q	s	f	l	e	n	a	r	d	s
b	f	i	f	x	t	x	b	w	c	w	j	k	w	n	e	f	k
v	t	g	i	n	g	e	r	b	r	e	a	d	h	g	i	w	a
o	k	h	n	o	p	b	f	e	s	t	i	v	e	e	n	b	t
m	w	h	o	l	l	y	s	l	w	b	w	t	m	l	d	r	i
q	i	a	j	h	c	h	j	l	n	j	a	f	y	c	e	n	n
w	t	n	e	v	d	a	i	s	l	e	i	g	h	m	e	o	g
g	i	v	c	g	b	o	b	c	t	e	z	i	d	e	r	q	w
w	s	v	b	e	t	m	k	i	q	a	e	x	q	h	x	c	c
k	i	h	j	a	p	u	j	l	s	w	r	h	m	e	q	a	j
a	h	n	w	e	m	i	w	t	i	n	s	e	l	l	j	r	o
t	x	i	t	f	k	o	e	s	k	b	t	c	f	h	w	o	y
h	j	h	n	e	k	n	i	s	a	n	t	a	i	t	h	l	h
i	y	b	t	o	r	d	b	e	w	o	p	z	n	e	c	v	o
m	y	t	i	v	i	t	a	n	b	w	s	h	q	b	w	h	m

Advent
Angel
Bells
Carol
Elf
Gift
Holly
Joy

Snow
Tinsel
Sleigh
Star
Festive
Traditions
Chimney
Nativity

Reindeer
Mince Pies
Santa
Ice Skating
Gingerbread
Winter
Bethlehem
Lights

Difficulty rating: ★ ★ ★ ★ ★

Christmas Spot the Difference

Spot the 8 differences between the two festive images. Keep track of the differences you find by circling them in a brightly coloured pen. Want to save on printing costs? Print in black and white and use an electronic device to view the resource in colour. Check out page 2 for the answers.



Decorate Santa's Beard

Get ready for a jolly good time as you decorate Santa's fluffy beard. Add glitter, baubles, snowflakes and anything else you can dream up to make the most festive beard ever!



Christmas Category Game - Blank Sheet

Write down a word that starts with the letter given in each category.

For each round, you score a point for each category you provide a correct answer. You may score a point for answers starting with 'THE' (e.g. The Polar Express for P).

Letter of Choice	Christmas Song	Christmas Food or Drink	Christmas Movie	Christmas Gift

Puff Pastry Christmas Tree Recipe

Follow the steps below to make this festive puff pastry Christmas tree! With your choice of chocolate or speculoos filling, this bake is sure to be a hit with friends and family this Christmas!

Ingredients:

- 2 x 320g chilled ready-made puff pastry sheets
- 4 tbsp chocolate/speculoos spread
- 1 egg (beaten)
- Icing sugar to dust on top



Recipe adapted from Jus-Rol™.

Method:

Step 1: Preheat your oven to 200°C (180°C fan/gas 6) and line a baking tray with baking paper.

Step 2: Unroll one of the sheets of puff pastry and place it on the baking sheet. Evenly spread the chocolate/speculoos spread over the pastry, then unroll the second sheet of puff pastry and place it on top of the first.

Step 3: Use a star-shaped cutter to cut out a star from one corner of the layered pastry and set it to one side. Then, cut the remaining pastry into a Christmas tree shape (with a wide base and a trunk). Make sure to take away any remaining pastry.

Step 4: Make small light cuts down the middle of the triangle to make a tree trunk (this should be around 3cm wide).

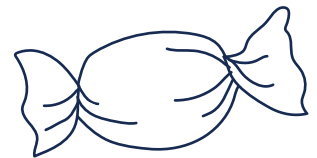
Step 5: Use the trunk as a guide and cut branches along the sides of the triangle, around 2cm wide. Make sure to leave the top 5cm for the star to go on.

Step 6: Start at the top of the tree, carefully twist each branch away from you, giving each one two turns.

Step 7: Place the star on top of the tree and press it gently so it sticks. Brush the whole tree and the star with your beaten egg.

Step 8: Bake in the oven for 12-15 minutes, or until the tree is puffed up and golden brown. Let it cool for a few minutes, then move onto a wire rack to cool completely.

Step 9: Once cooled, place the tree onto a plate, dust with icing sugar to add a snowy effect, then enjoy!



Christmas Tree Beetle Drive















To play:

1. Each player takes it in turns to roll the dice.
2. Begin by drawing a Christmas tree outline.
3. Take it in turns to roll the dice. On each number draw the corresponding decoration until you have the same number of each item as their dice numbers e.g. six baubles.
4. The winner is the first person to complete their Christmas tree.

You will need:

1. A copy of this sheet per person.
2. A pen/pencil each.
3. Dice: 1 per group. We recommend groups of no more than 4.

Dice Number	Draw
	 Topper (x1)
	 Candy Canes (x2)
	 Tinsel (x3)
	 Fairy Lights (x4)
	 Bows (x5)
	 Baubles (x6)

Game 1	Game 2
Game 3	Game 4

Christmas Carol Charades

Cut up the cards below along the dotted lines. Fold up and place in a bowl. Take it in turns to pick one out and act out the word/phrase on the card. Alternatively use them for pictionary and draw the carol!

Silent Night

Hark! The Herald
Angels Sing

Jingle Bells

Away in a Manger

Little Donkey

Joy to The World

We Three Kings of
Orient Are

Deck the Halls

The Holly and The Ivy

O Little Town of
Bethlehem

Once in Royal David's City

Good King Wenceslas

O Come, All Ye Faithful

In The Bleak Mid- Winter

Ding Dong! Merrily on High

The First Noel

We Wish You a Merry
Christmas

Let it Snow

Winter Wonderland

The Twelve Days of
Christmas

The Little Drummer Boy


I Saw Three Ships (Come
Sailing in)

Frosty The Snowman

Santa Claus is Coming
to Town


Design a Festive Hat for Santa

Get ready for some Christmas fun as you design a hat for Santa to wear on the big day! Add sparkles, pom-poms, candy canes or anything else you can think up to create the most festive hat ever!



The New Year Countdown (Page 1)

Get ready to bring in the New Year by taking part in a new activity every hour leading up to midnight!

A clock face with a pink border and a light pink background. The numbers 12, 3, 6, and 9 are visible. The hands are orange. The text is centered in the clock face.

Take part
in a scavenger
hunt

A clock face with a red border and a light orange background. The numbers 12, 3, 6, and 9 are visible. The hands are orange. The text is centered in the clock face.

Learn a new
card game

A clock face with a red border and a light orange background. The numbers 12, 3, 6, and 9 are visible. The hands are orange. The text is centered in the clock face.

Play a
board game

A clock face with an orange border and a light orange background. The numbers 12, 3, 6, and 9 are visible. The hands are orange. The text is centered in the clock face.

Bake some
cookies

The New Year Countdown (Page 2)

Get ready to bring in the New Year by taking part in a new activity every hour leading up to midnight!



The New Year Countdown (Page 3)

Get ready to bring in the New Year by taking part in a new activity every hour leading up to midnight!



New Year Word Search

Can you find the 12 hidden words in the grid below?

m	i	d	n	i	g	h	t	f
h	a	p	p	y	a	z	g	i
q	c	a	l	e	n	d	a	r
u	l	r	i	a	e	t	f	e
s	o	t	n	r	v	i	r	w
l	c	y	l	t	e	m	s	o
a	k	n	e	w	y	e	a	r
o	f	m	n	y	a	e	t	k
g	o	p	i	t	r	a	t	s

New Year
Fireworks
Calendar
Midnight

Clock
Party
Year
Start

Time
Eve
Happy
Goals

Difficulty rating: ★ ★ ☆ ☆ ☆

New Year Word Search

Can you find the 18 hidden words in the grid below?

h	o	l	i	d	a	y	h	k	i	a	n	b
s	k	r	o	w	e	r	i	f	g	h	e	t
b	u	o	e	a	p	a	r	t	y	a	w	s
e	w	b	e	s	a	l	o	u	e	p	y	s
g	r	n	m	t	o	r	l	t	a	p	e	r
i	y	w	r	i	z	l	w	r	r	y	a	e
n	t	o	e	m	d	q	u	a	t	y	r	l
n	a	d	t	v	x	n	d	t	b	l	o	k
i	g	t	i	m	e	n	i	s	i	a	o	r
n	o	n	y	c	e	q	u	g	e	o	y	a
g	a	u	c	l	o	c	k	e	h	y	n	p
s	l	o	a	k	a	t	h	e	r	t	m	s
q	s	c	e	l	e	b	r	a	t	i	o	n

New Year
Fireworks
Calendar
Midnight
Clock
Party

Year
Start
Time
Eve
Happy
Goals

Resolutions
Beginnings
Sparklers
Countdown
Celebration
Holiday

Difficulty rating: ★ ★ ★ ☆ ☆

New Year Word Search

Can you find the 24 hidden words in the grid below?

h	r	g	s	t	y	n	e	w	y	e	a	r	c	q	h	c	j
o	d	e	h	q	h	p	t	u	v	a	u	e	s	w	j	v	a
g	t	y	s	h	o	g	t	e	n	s	s	f	f	e	k	b	r
m	g	h	y	o	g	l	i	z	c	h	o	l	i	d	a	y	a
a	h	s	l	k	l	e	m	n	e	j	e	e	r	r	c	n	d
n	q	b	c	v	h	u	e	b	d	a	l	c	e	t	h	m	n
a	s	m	o	h	w	r	t	r	k	i	l	t	w	y	a	q	e
y	r	a	u	n	a	j	h	i	a	s	m	i	o	u	m	w	l
w	e	e	n	u	i	p	k	e	o	g	a	o	r	i	p	a	a
c	l	p	t	s	k	f	p	t	r	n	l	n	k	o	a	l	c
a	k	g	d	u	n	c	r	y	e	i	s	e	s	p	g	v	l
l	r	t	o	m	f	q	o	s	a	n	e	r	x	a	n	f	o
r	a	y	w	a	u	l	d	l	a	n	g	s	y	n	e	z	s
t	p	l	n	d	q	s	a	m	c	i	x	p	e	s	l	a	r
r	s	a	h	y	s	v	r	y	s	g	a	d	a	d	m	x	e
a	n	o	i	t	a	r	b	e	l	e	c	a	r	r	z	b	e
t	q	t	e	k	l	c	x	w	h	b	n	v	k	f	t	l	h
s	u	m	s	g	o	a	l	s	i	r	d	r	o	g	x	y	c

New Year
Fireworks
Calendar
Midnight
Clock
Party
Year
Start

Time
Eve
Happy
Goals
Resolutions
Beginnings
Sparklers
Countdown

Celebration
Holiday
January
Reflection
Cheers
Hogmanay
Champagne
Auld Lang Syne

Difficulty rating: ★ ★ ★ ★ ★

New Year's Resolutions



Here's a thought...
"What would life be if we had no courage to attempt anything?"
~Vincent van Gogh

Who am I:

My name is

I am years old.

Today's Date:

Snapshot! Where am I now?

I live with

My friends are

During the day I

In the evenings I enjoy

My favourite memory of 2024 was

My Bucket List

- 1.
- 2.
- 3.
- 4.
- 5.

less of this:

In 2025 I would like...

more of this:

In 2025 I will...

★ Start...

★ Stop...

★ Tell...

★ Read...

★ Get rid of...

★ Be grateful for...

★ Learn...

★ Help...

★ Try...

★ Visit...

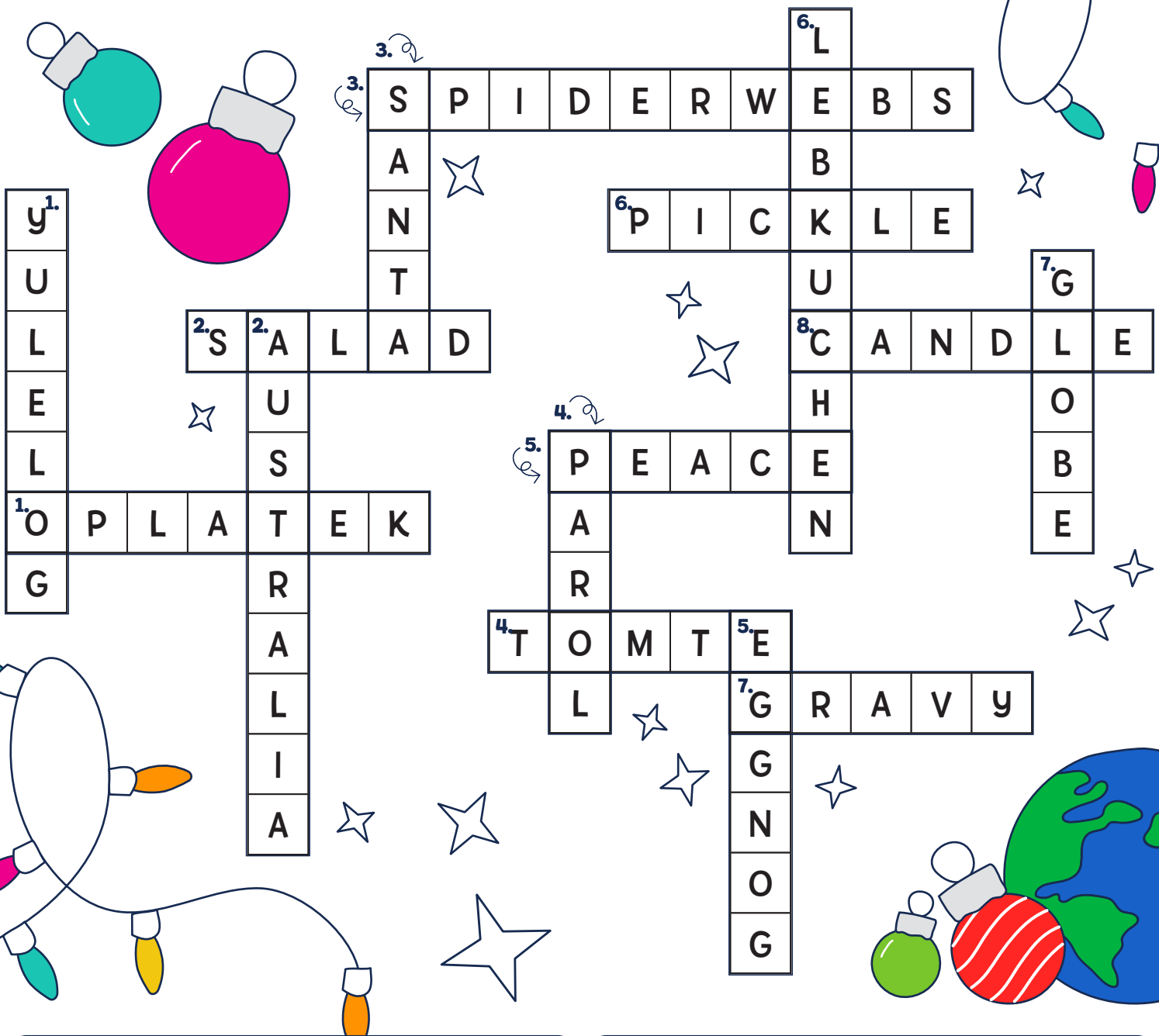
★ Give...

★ Build...

Fill in the boxes and colour in if you wish. Then, seal it in an envelope and open at the start of 2026. What did you achieve? What changed?

Answer Sheet

Check your answers using the answer sheet below but make sure you don't cheat by peeking before you start! Did you guess them all right?



Across

- Paper-thin wafers shared in Poland.
- What is Ensalada Nochebuena?
- Traditional Ukranian tree decorations (2 words).
- Also known as 'Swedish gnomes'.
- Chinese _____ apple.
- A veg hidden on German Christmas tree.
- Liquid poured onto a Christmas dinner.
- A flame lit on Christmas Eve in Ireland.

Down

- Known as 'Bûche De Noël' in France (2 words).
- A country said to have a Xmas barbecue!
- A bearded man wearing a red coat and hat.
- Filipino ornamental lantern.
- A hot, milky drink from medieval Britain.
- Traditional German Christmas biscuits.
- A 3D model of the Earth.

Christmas Word Search

Can you find the 12 hidden words in the grid below?

t	i	n	s	e	l	s	w	j
s	l	l	e	b	w	t	j	o
e	d	o	w	c	h	a	g	y
a	d	v	e	n	t	r	t	s
o	q	f	l	b	l	n	w	l
t	f	i	g	n	e	e	o	e
c	a	r	o	l	g	l	n	i
c	w	f	p	m	n	f	s	g
h	o	l	l	y	a	n	w	h

Advent
Angel
Bells
Carol


Elf
Gift
Holly
Joy

Snow
Tinsel
Sleigh
Star

Difficulty rating: ★ ★ ☆ ☆ ☆

Christmas Word Search

Can you find the 18 hidden words in the grid below?



Advent
Angel
Bells
Carol
Elf
Gift


Holly
Joy
Snow
Tinsel
Sleigh
Star

Festive
Traditions
Chimney
Nativity
Wreath
Reindeer

Difficulty rating: ★ ★ ★ ☆ ☆

Christmas Word Search

Can you find the 24 hidden words in the grid below?



Advent
Angel
Bells
Carol
Elf
Gift
Holly
Joy

Snow
Tinsel
Sleigh
Star
Festive
Traditions
Chimney
Nativity

Reindeer
Mince Pies
Santa
Ice Skating
Gingerbread
Winter
Bethlehem
Lights

Difficulty rating: ★ ★ ★ ★ ★


Christmas Spot the Difference Answer Sheet

Use this answer sheet to check how many differences you found!



New Year Word Search

Can you find the 12 hidden words in the grid below?



New Year
Fireworks
Calendar
Midnight


Clock
Party
Year
Start

Time
Eve
Happy
Goals

Difficulty rating: ★ ★ ☆ ☆ ☆

New Year Word Search

Can you find the 18 hidden words in the grid below?



New Year
Fireworks
Calendar
Midnight
Clock
Party


Year
Start
Time
Eve
Happy
Goals

Resolutions
Beginnings
Sparklers
Countdown
Celebration
Holiday

Difficulty rating: ★ ★ ★ ☆ ☆

New Year Word Search

Can you find the 24 hidden words in the grid below?



New Year
Fireworks
Calendar
Midnight
Clock
Party
Year
Start

Time
Eve
Happy
Goals
Resolutions
Beginnings
Sparklers
Countdown

Celebration
Holiday
January
Reflection
Cheers
Hogmanay
Champagne
Auld Lang Syne

Difficulty rating: ★ ★ ★ ★ ★