

**PAWPRINT
BADGES**

Rainy Day Challenge



It's raining, it's pouring, the old man in snoring...

Whether you want to stay dry or jump around in puddles, there is so much fun to be had on a rainy day!

For even more programme ideas check out our 'Rainy Day' board over on www.Pinterest.com/PawprintFamily

#AdventureForAll
www.PawprintFamily.com

© Pawprint Family 2024

Meet the FAMILY

Hi there! We're Charlotte & Jamie, the husband and wife team behind the Pawprint Family and we believe in #AdventureForAll.

It's our mission to help leaders, teachers and parents save time by providing ideas and opportunities to help them deliver everyday adventure and skills for life. We do this through our family of brands; find out more below and head to the website for your next adventure!



PAWPRINT BADGES

Pawprint Badges provides thousands of free activity ideas and resources to help leaders, teachers and parents deliver fun and adventure.

Every activity helps you share skills for life and is linked to one of our pawesome embroidered badges. Build your collection and celebrate adventures, new skills and knowledge gained.

PAWPRINT TRAILS

Pawprint Trails are treasure-hunt style walks around locations in the UK. Solve puzzles, track down the answers and explore everything our great country has to offer.

From historical sights to popular culture discover something new or rediscover a love for where you live then collect the badge to remember your adventures!

Whether you're looking for the perfect addition to your next family holiday or a few hours of fun with friends; each trail can be completed in a few hours or extended with our activity suggestions in to a weekend or a week's worth of fun!

PAWPRINT TALES

Pawprint Tales are fully illustrated stories that can be enjoyed by the whole family. Join Alfie (our fox-red Labrador) on his adventures around the UK - solving puzzles, turning detective and making new friends. With twists and turns, every tale is an opportunity to discover new places, people and history without needing to leave the comfort of your own home.

Enjoy Pawprint Tales alongside your Pawprint Trails or as a standalone adventure!

PAWPRINT TRUST

Every brand in the Pawprint Family supports the Pawprint Trust with a percentage of profits from every sale providing grants to young people. We're passionate about enabling young people to access life changing adventures.

Share your adventures and join us over on our social channels for even more adventures and a nosy behind the scenes at Pawprint HQ!



@pawprintfamily



@pawprint_family

HOW TO: Use Your Challenge Pack



This Challenge Pack has been divided into 4 sections: Craft, Food, Games and Other. In order to help you provide a balanced and varied programme for your young adventurers we recommend that the following number of activities are completed by each age group:

Age 3 - 5						
Age 5 - 7		Craft	Food	Games	Other	PICK
Age 7 - 11	+					
Age 11 - 14	+					
Age 14 - 18	+					
Age 18+	+					

Leaders, Teachers & Parents
Award yourselves a badge for supporting your young adventurers in their activities!

TOP TIPS

- Adapt activities as necessary to meet your needs.
- Add your own activity ideas or develop them into projects.
- Use what you have; don't buy in lots of new materials/equipment.
- No need to send us evidence, responsible grown-ups decide when the badge has been earned.
- One challenge badge can take as long as you like; from a few hours to days or even a full term!

Terms of Use

By downloading or purchasing this resource you agree to our terms of use as outlined below. As a husband and wife team we work hard to keep all of our resources and activity ideas available free of charge; we can only do this with your help.

Please Do	You May Not
Use this resource with your young adventurers.	Redistribute or sell this resource in any way, shape or form.
Direct people to this resource online by sharing our website links.	Upload this resource to a website for download.
Tell your friends/family/colleagues about us!	Copy or modify any part of this resource to share with others either for free or for sale.
Share photos of you enjoying your adventures with us on social media.	Use any text, graphics, content or fonts without our written permission.




If you are unsure or have any questions about these terms of use please email info@pawprintfamily.com

You can view the extended terms of use on our website www.pawprintfamily.com/terms-conditions






Craft

**PAWPRINT
BADGES**

-  Try your hand at some origami by making a paper umbrella.
-  Draw a picture of your favourite rainy day activity.
-  Assemble a rain cloud in a jar help understanding of the water cycle.




What?

Start by filling a jar with water and making a cloud at the top using shaving foam. Fill your cloud with rain by dropping small amounts of food colouring on top of the shaving foam. As the cloud fills up, it should get heavier, and rain should begin to pour.

-  Teach a friend a craft you know.
-  Print out and decorate a copy of the nursery rhyme 'It's Raining, It's Pouring'.
-  Create your own chart to record when it starts and stops raining. What day of the week had the most rainfall?




Did you know?

October 3rd 2020 was the wettest day on record in the UK since 1891 in terms of rainfall. There was enough rainfall to fill Loch Ness which contains more water than all of the English and Welsh lakes put together!

-  Craft your own rain stick instrument.
-  Make and decorate a letter to send to a friend or family member that you might not see as much as you would like to.
-  Have a go at painting with the rain.

How?




Paint a design of your choice using watercolour paints and whilst it is still wet, take your paper outside and see what the rain does. You could use rocks or stones on the corners of your painting to prevent it from flying away, especially on a windy day.

-  Learn how to knit, crochet or weave.
-  Carve shapes into fruits and vegetables and try printing with them. Younger adventurers might want to ask an adult for help with the carving.
-  Paint an abstract piece of art based on what a rainstorm looks like.







Food

**PAWPRINT
BADGES**

-  Bake some fluffy meringue rain clouds. You could use blue or black food colouring to give the clouds a realistic storm effect.
-  Rainy days are the perfect time to enjoy some deliciously warming dishes. Use an old or new recipe to fix up some comfort food for your friends, family or group. How about a hearty stew or a buttery apple crumble with custard?
-  Taste test jelly beans and see if you can guess the flavours.



Why?

Raindrops are not actually teardrop shaped. Their shape can often change as they hit other raindrops and resistance can often cause the bottom of the drop to look like a jelly bean.

-  Stay in the dry and keep warm by using ingredients you already have laying around the house to put a meal together.
-  Use foods of your choice to assemble an edible umbrella.
-  Spend some time batch cooking in preparation for a future rainy day.
-  Fix up a fun and exciting lunch of crumpet pizzas.

How?

Mix up a pizza sauce using 4 tbsp of passata, 4 tbsp ketchup, ½ tsp dried oregano and some salt and pepper. Spread evenly over crumpets, top with cheese and your choice of toppings. Pop onto a baking tray and cook under a grill for around 3-4 minutes. When your cheese is golden and bubbling, your crumpet pizzas are ready! The perfect lunch to boost moods on a cold, wet day!

-  Arrange a fruit platter to look like a rain cloud. You could use sliced banana for the clouds and blueberries to represent raindrops.
-  It may be raining outdoors, but why not create your own sunshine inside? Set up a blanket indoors, prepare a picnic spread and listen to your favourite summer tunes.

Here's an idea!




Why not set up your own ice cream counter, complete with a variety of flavours and toppings? A great way to remember some of your favourite summer days.

-  Have a cooking competition with family, friends or members of a group.







Games

**PAWPRINT
BADGES**

-  Hold an indoor scavenger hunt using our free resource.
-  Dig out some old board games and jigsaws puzzles and have a games night.
-  Have a raindrop race.



How?

Place a start and a finishing line on the inside of your window with a whiteboard marker. Select a raindrop and whoever's crosses the finishing line first is the winner.

-  Build your own indoor crazy golf course.
-  Football fun doesn't need to stop when it's raining - blow up a balloon and see how many keepie uppies you can do in 1 minute.
-  Head out into the rain and enjoy playing and jumping in some puddles! Why not see how many puddles you can jump over?
-  Challenge each other to a rainy day memory game.

For leaders!

Lay out some rainy day items such as a raincoat, a hat, an umbrella and welly boots. Allow players to have one minute looking at the items and then take them away. The players must memorise the items and the player that can remember the most amount of items is the winner.

-  Enjoy a classic game of hide and seek but with a twist - you must keep an umbrella up the whole time.
-  The sunshine is coming out and drying out all of the puddles. Go head to head in a game of newspaper puddles.











How?

In pairs, start by standing on an open sheet of newspaper (this will be your puddle). Fold the paper in half and stand on it again without any of your feet touching the bare floor. If you fall off your puddle then you are out. Continue to fold the paper in half and stand on your puddle each time. Reduce the size of your footprints by standing on tiptoes. The winning pair are the last ones in. For an added challenge, have a go at completing this game in wellies.

-  Take part in a beanbag toss using an upside down umbrella as your aim.









Other

-  Find out about the water cycle and why we experience rain.
-  Visit the cinema or have a movie marathon.
-  Plant a kitchen garden or grow your own cress.
-  Try a science experiment at home.
-  Head out into the rain and have a good sing song! Try songs with a rain theme such as *Singin' in the Rain* or *Rain, Rain, Go Away*.
-  Watch the 2013 Pixar short film *The Blue Umbrella*.
-  Have a clear out and donate your old things to charity.
-  Write an acrostic poem with the letters of RAIN.
-  Observe the different types of leaves that collect raindrops and find out why.
-  Go outside and enjoy the smell of rain.

Did you know?

The smell of rain is known as 'petrichor' and comes from the Greek word 'petra' meaning stone and 'ichor' which refers to the golden fluid that flows in the veins of the immortals. When raindrops fall on dusty or clay soils, they trap tiny air bubbles which shoot upwards and burst out, throwing a scent into the air.

-  Enjoy some indoor camping.
-  Learn how to tell somebody it's going to rain in different languages.
-  Discover how forecasters predict the weather. What causes a higher probability of rain?
-  Plan for your next sunny day. What adventures will you look forward to when the sun comes out?
-  Start collecting pennies and putting them into a piggy bank to save for a future rainy day.
-  People who experience homelessness sadly do not have the comfort of a warm home on a rainy day. Donate to a homelessness charity such as Shelter or Crisis.

