

**PAWPRINT
BADGES**

Gaming Challenge



Get ready to power up...

From classic arcade games to popular modern day adventures, this challenge pack is a gamer's paradise. Join us as we build, race and conquer. Game on!

For even more programme ideas check out our 'Gaming' board over on www.Pinterest.com/PawprintFamily

#AdventureForAll
www.PawprintFamily.com

Meet the FAMILY

Hi there! We're Charlotte & Jamie, the husband and wife team behind the Pawprint Family and we believe in #AdventureForAll.

It's our mission to help leaders, teachers and parents save time by providing ideas and opportunities to help them deliver everyday adventure and skills for life. We do this through our family of brands; find out more below and head to the website for your next adventure!



PAWPRINT BADGES

Pawprint Badges provides thousands of free activity ideas and resources to help leaders, teachers and parents deliver fun and adventure.

Every activity helps you share skills for life and is linked to one of our pawesome embroidered badges. Build your collection and celebrate adventures, new skills and knowledge gained.

PAWPRINT TRAILS

Pawprint Trails are treasure-hunt style walks around locations in the UK. Solve puzzles, track down the answers and explore everything our great country has to offer.

From historical sights to popular culture discover something new or rediscover a love for where you live then collect the badge to remember your adventures!

Whether you're looking for the perfect addition to your next family holiday or a few hours of fun with friends; each trail can be completed in a few hours or extended with our activity suggestions in to a weekend or a week's worth of fun!

PAWPRINT TALES

Pawprint Tales are fully illustrated stories that can be enjoyed by the whole family. Join Alfie (our fox-red Labrador) on his adventures around the UK - solving puzzles, turning detective and making new friends. With twists and turns, every tale is an opportunity to discover new places, people and history without needing to leave the comfort of your own home.

Enjoy Pawprint Tales alongside your Pawprint Trails or as a standalone adventure!

PAWPRINT TRUST

Every brand in the Pawprint Family supports the Pawprint Trust with a percentage of profits from every sale providing grants to young people. We're passionate about enabling young people to access life changing adventures.

Share your adventures and join us over on our social channels for even more adventures and a nosy behind the scenes at Pawprint HQ!



@pawprintfamily



@pawprint_family

HOW TO: Use Your Challenge Pack



This Challenge Pack has been divided into 4 sections: Craft, Food, Games and Other. In order to help you provide a balanced and varied programme for your young adventurers we recommend that the following number of activities are completed by each age group:

Age 3 - 5						
Age 5 - 7		Craft	Food	Games	Other	PICK
Age 7 - 11	+					
Age 11 - 14	+					
Age 14 - 18	+					
Age 18+	+					

Leaders, Teachers & Parents
Award yourselves a badge for supporting your young adventurers in their activities!

TOP TIPS

- Adapt activities as necessary to meet your needs.
- Add your own activity ideas or develop them into projects.
- Use what you have; don't buy in lots of new materials/equipment.
- No need to send us evidence, responsible grown-ups decide when the badge has been earned.
- One challenge badge can take as long as you like; from a few hours to days or even a full term!

Terms of Use

By downloading or purchasing this resource you agree to our terms of use as outlined below. As a husband and wife team we work hard to keep all of our resources and activity ideas available free of charge; we can only do this with your help.

Please Do	You May Not
Use this resource with your young adventurers.	Redistribute or sell this resource in any way, shape or form.
Direct people to this resource online by sharing our website links.	Upload this resource to a website for download.
Tell your friends/family/colleagues about us!	Copy or modify any part of this resource to share with others either for free or for sale.
Share photos of you enjoying your adventures with us on social media.	Use any text, graphics, content or fonts without our written permission.




If you are unsure or have any questions about these terms of use please email info@pawprintfamily.com

You can view the extended terms of use on our website www.pawprintfamily.com/terms-conditions







Craft

**PAWPRINT
BADGES**

-  Put together your own board game based on your favourite video game. You could even up-cycle pieces of an old board game to help you.
-  Make a *Lego*® face using ice lolly sticks and paper facial features.
-  Draw or paint a self-portrait in the style of *Minecraft*® by only using square shapes.





Did you know?

Minecraft is the best selling video game of all time, having reached over 300 million sales worldwide in 2023!

-  Whip up some fluffy green *Minecraft*® slime using the tutorial featured on our 'Gaming' Pinterest board.
-  The very first *Mario Kart*® game was released in 1992 and went by the name of *Super Mario Kart*®. There have since been a number of versions released and it is now one of the most popular video games of all time. Assemble a racing wheel using a paper plate, black paint, glue and card stock.
-  Build a *Roblox*® costume using recycled junk model materials such as cardboard boxes.
-  Craft some *Lego*® friendship bracelets.

How?

Ask an adult or leader to drill a hole in either side of a rectangular *Lego* brick. Measure your choice of coloured yarn and thread it through the hole, pulling it through and tying it with a knot. Repeat this on the other side of the brick and you have yourself a perfect bracelet to keep for yourself or give as a gift to a friend. Why not make matching ones for you and your best friend?

-  Have a go at using *Hama* beads to build your favourite *Minecraft*® character. Once ironed, this can be kept forever and displayed in location of your choice.
-  Rainbow Road is one of the most difficult tracks featured on *Mario Kart*®. Craft your own Rainbow Road track by colouring a paper plate in rainbow colours and cutting into a swirl shape so it dangles down just like the track.
-  Shape your very own Mario and Luigi characters using toilet paper rolls.
-  Use *Lego*® to make a marble maze.



Food

**PAWPRINT
BADGES**

 Level up in *Super Mario Galaxy*® by making some Power Star sandwiches with fillings of your choice. You could top with olives for two eyes if using savoury fillings, or two chocolate chips if you are going for sweet.

 Bake some *Minecraft*® themed crispy rice cereal bars.

How?

These crispy rice cereal treats will have three layers to represent sand, dirt and grass. To begin, you will need to melt 40g of butter over a medium heat and add 200g of mini marshmallows until completely melted, then stir in 300g of crispy rice cereal. Press the mixture down onto a tin or casserole dish. Repeat this step again twice but remember to use chocolate crispy rice cereal instead of crispy rice cereal in the second layer to give the effect of 'dirt' and green food colouring to the third layer to represent the 'grass'. Once you have pressed down all three of your layers, leave to cool in the fridge for at least two hours.

 Make an edible scene from your favourite video game.

 Put together some racing karts using fruits and vegetables. How quickly can they travel from one side of a table to the other?

 Cut up some ingredients such as pepperoni, ham or pineapple into squares and use them to decorate a shop bought or freshly made pizza to look like Creeper from *Minecraft*®.

 Paint the shells of some eggs with coloured polka dots to make your own Yoshi eggs.


 Bake bread in the shape of a gaming controller.

 Arrange a vegetable platter to look like the Fire Flower from *Super Mario*®.

 Hold a video game themed buffet for your friends, family or group.

Here's an idea!

Why not turn this into a full video game themed party? You could enjoy themed snacks whilst challenging each other to your favourite games.


 Play some video games that are themed around food such as *Cooking Mama*® or *Overcooked!*®.

 Enjoy making some *Pacman*® and ghost themed cake pops.



Games


**PAWPRINT
BADGES**

 Try out some classic video games such as *Tetris*® or *Space Invaders*®. How do they differ from the other games you play?

 Challenge your friends, family or group to a *Mario Kart*® tournament.

Here's an idea!

Make your own trophies out of junk model materials and give them out to the players who reach 3rd, 2nd and 1st. You could even build a podium for them to stand on using cardboard boxes.

 Take part in a game of Creeper Balloon Pop! Put together your own Creepers by blowing up green balloons and using black duct tape to create the face (you could even put small prizes inside the balloons before blowing them up). Players must then see how many balloons they can pop by only using their bodies.

 Have a game of 'Pin the moustache on Mario'. You could make the game yourself or find a free printable version online.

 Build and play *Lego Duplo*® Ring Toss.

How?


For this game you will need a Duplo base plate, square Duplo bricks and pipe cleaners. Build around 8 towers using the bricks on the base plate, with around six or seven in each tower. Then, twist three pipe cleaners together to form a circle (continue this step however many times you would like depending on how many rings you would like to make). Set the towers on the floor and spend time tossing the rings onto the towers.

 See how many recycled boxes you can stack on top of one another before they fall in a *Minecraft*® inspired building challenge.

 Play a real life game of *Pac-Man*®.






How?

One player must be the Pac-Man and use their arms to recreate the famous opening and closing of the mouth. The other players will be the ghosts (Blinky, Pinky, Inky and Clyde) and the Pac-Man must try and 'tag' them. When all the ghosts have been tagged, they are all out and somebody else must be chosen to be Pac-Man.

 Set up your own Yoshi egg hunt by asking an adult or leader to hide decorated eggs around large area (e.g. a house, hall or outdoor space) and seeing how quickly you can find the eggs.












Other

-  Take a look around a local charity shop and see if you can find any new video games to try out. Sometimes the classics are the best!
-  Learn how to draw your favourite video game characters.
-  Visit The National Videogame Museum located in Sheffield to learn about all things gaming, past and present.
-  Explore the free game design software, Scratch. This is recommended for ages 7+ and is the perfect way to get youngsters involves in computing and game design from the get-go.
-  Research the history of *Super Mario*® and make a timeline of when the different versions of the game were released throughout the years.

Here's an idea!

Listen to the different games soundtracks and theme tunes throughout the years to hear how they have changed. These tracks are easily accessible on YouTube.

-  Visit a local arcade and have a go at some of the games.
-  Design your own video game character. What sort of game would they be involved in? Head over to our website to grab our free design sheet resource.
-  Read up on some gaming tactics for a game you already own.
-  Did you know there are over 1000 species of *Pokémon*®? Make a list of your *Pokémon* dream team. Gotta Catch 'Em All!
-  Find your nearest VR gaming experience and take a look into the future of gaming.
-  Complete a video game themed crossword or word search.
-  Discover what qualifications and experience you need to work in the gaming industry. Choose a job and find out the particulars involved.
-  Watch some films that have been based on video games such as 'The Super Mario Bros. Movie', 'The Angry Birds Movie' or 'Sonic the Hedgehog (all rated PG).
-  Why did the chicken cross the road? Download and play a game of Crossy Road - A fun action game released in November 2014.

Adventure Complete?

Reward your young adventurers with their Gaming Challenge badge to mark their achievements! Head to the website to bag yours, download certificates and discover even more adventures!



Create a Keepsake!

Experienced adventure? Made memories? Then it's time to create a keepsake! Our Pawprint Family camp blankets are the perfect place to sew your badges and look back on them for years to come.



Personalise it!

Got your camp blanket? Then it's time to make it yours! Our alphabet badges are big, bright and bold...the perfect addition to your camp blanket, hoodies, bags and more. What will you personalise first?



Even More Rewards!

We're all about added value here at Pawprint Family. In addition to the 1000s of free activity ideas and resources you'll find loyalty stickers in every order and you can claim Children's University learning hours too!



Subscribe to the **Tribe News** for all the latest adventures direct to your inbox!

Scan me!

