

We're Going on a Bear Hunt Challenge



We're going on a bear hunt. We're going to catch a big one!
Get ready for some splishy splashy, swishy swashy and swirling whirling good fun
as we prepare for an adventure and head out on a Bear Hunt!

For even more programme ideas check out our 'Bear Hunt' board over on
www.Pinterest.com/PawprintFamily

#AdventureForAll
www.PawprintFamily.com

Meet the FAMILY

Hi there! We're Charlotte & Jamie, the husband and wife team behind the Pawprint Family and we believe in #AdventureForAll.

It's our mission to help leaders, teachers and parents save time by providing ideas and opportunities to help them deliver everyday adventure and skills for life. We do this through our family of brands; find out more below and head to the website for your next adventure!



PAWPRINT BADGES

Pawprint Badges provides thousands of free activity ideas and resources to help leaders, teachers and parents deliver fun and adventure.

Every activity helps you share skills for life and is linked to one of our pawesome embroidered badges. Build your collection and celebrate adventures, new skills and knowledge gained.

PAWPRINT TRAILS

Pawprint Trails are treasure-hunt style walks around locations in the UK. Solve puzzles, track down the answers and explore everything our great country has to offer.

From historical sights to popular culture discover something new or rediscover a love for where you live then collect the badge to remember your adventures!

Whether you're looking for the perfect addition to your next family holiday or a few hours of fun with friends; each trail can be completed in a few hours or extended with our activity suggestions in to a weekend or a week's worth of fun!

PAWPRINT TALES

Pawprint Tales are fully illustrated stories that can be enjoyed by the whole family. Join Alfie (our fox-red Labrador) on his adventures around the UK - solving puzzles, turning detective and making new friends. With twists and turns, every tale is an opportunity to discover new places, people and history without needing to leave the comfort of your own home.

Enjoy Pawprint Tales alongside your Pawprint Trails or as a standalone adventure!

PAWPRINT TRUST

Every brand in the Pawprint Family supports the Pawprint Trust with a percentage of profits from every sale providing grants to young people. We're passionate about enabling young people to access life changing adventures.

Share your adventures and join us over on our social channels for even more adventures and a nosy behind the scenes at Pawprint HQ!



@pawprintfamily



@pawprint_family

HOW TO: Use Your Challenge Pack



This Challenge Pack has been divided into 4 sections: Craft, Food, Games and Other. In order to help you provide a balanced and varied programme for your young adventurers we recommend that the following number of activities are completed by each age group:

Age 3 - 5							Craft	Food	Games	Other	PICK
Age 5 - 7											
Age 7 - 11		+									
Age 11 - 14		+									
Age 14 - 18		+									
Age 18+		+									

Leaders, Teachers & Parents
Award yourselves a badge for supporting your young adventurers in their activities!

TOP TIPS

- Adapt activities as necessary to meet your needs.
- Add your own activity ideas or develop them into projects.
- Use what you have; don't buy in lots of new materials/equipment.
- No need to send us evidence, responsible grown-ups decide when the badge has been earned.
- One challenge badge can take as long as you like; from a few hours to days or even a full term!

Terms of Use

By downloading or purchasing this resource you agree to our terms of use as outlined below. As a husband and wife team we work hard to keep all of our resources and activity ideas available free of charge; we can only do this with your help.

Please Do	You May Not
Use this resource with your young adventurers.	Redistribute or sell this resource in any way, shape or form.
Direct people to this resource online by sharing our website links.	Upload this resource to a website for download.
Tell your friends/family/colleagues about us!	Copy or modify any part of this resource to share with others either for free or for sale.
Share photos of you enjoying your adventures with us on social media.	Use any text, graphics, content or fonts without our written permission.

If you are unsure or have any questions about these terms of use please email
info@pawprintfamily.com

You can view the extended terms of use on our website
www.pawprintfamily.com/terms-conditions



*We're
Going on a
Bear Hunt*



Welcome to the We're Going on a Bear Hunt Challenge...

We're Going on a Bear Hunt is the timeless children's book, written by Michael Rosen and illustrated by Helen Oxenbury. Beloved by children of all ages, this classic picture book adventure follows an intrepid family who swash through grass, splash through a river and squelch through mud in search of a bear.

In 2016, this bestselling book was adapted into an animated film, made with exquisite hand-drawn animation and enchanting a whole new audience with its story of perseverance, optimism and a love of nature.

We have teamed up with Pawprint Family to create this fun and exciting challenge pack and badge.










So, join us as we explore themes of the outdoor world, nature, texture and adventure through over 40 free activity ideas that kids of all ages can enjoy!










Craft

**PAWPRINT
BADGES**

-  Make your own *We're Going on a Bear Hunt* character puppets using our free resource and put on a performance of the story for your family, friends or group.
-  Have fun with nature and make some mud cakes. Decorate them with items you can find in the forest such as flowers, leaves, stones and sticks.
-  Assemble some binoculars using toilet roll tubes to bring along to your next outdoor adventure.
-  Create a bear track stamp by carving the shapes into a potato. Dip the stamp into brown paint and experiment with printing.
-  Draw out a Bear Hunt map as a retelling of the events from the story. You could use craft materials to show the different textures.
-  Paint a textured picture of a bear using a fork.
-  *"One shiny wet nose! Two big furry ears! Two big goggly eyes!"* – Craft a bear mask using a paper plate and coloured craft paper.
-  Construct some nature paint brushes by attaching leaves or flowers to sticks.
-  Craft your very own hiking stick.

How?





Find a stick that is around the same height as you, peel off the bark and sand it down until it is smooth. Spend time decorating your stick and making it unique to you using a variety of materials such as feathers, pipe cleaners, string, coloured tape and beads. Take your stick on your next hike or walk – can you find more things to add like feathers or threads?

-  Build a bear cave out of junk model materials.
-  *"Splash splosh! Splash splosh! Splash splosh!"* – Enjoy splashing about and paint a picture using coloured water or paint a picture in the rain.
-  Put together a collage using different coloured leaves.
-  Form a natural mobile using materials that you have collected on your adventures.
-  Have a go at making DIY snow using baking soda and shaving cream. Enjoy drawing pictures in your snow or making bear pawprint trails.








Food

**PAWPRINT
BADGES**

-  Experiment with writing using a natural ingredient ink made up of freshly picked berries (or shop bought if you can't get out and about), vinegar and salt.
-  Fix up some bear claw cookies using four chocolate buttons to decorate.
-  Bake a chocolate mud cake. Find a recipe or use a family favourite – either way this cake will taste even better after a day out exploring.
-  Enjoy some bear toast.




How?

Toast your bread of choice to your liking and spread caramelised biscuit flavour spread or peanut butter on top. Create a bear face by slicing up banana for the ears and snout and blueberries to represent the eyes and nose.

-  Try making some edible acorns by dipping grapes into chocolate (only half way) and leaving to set.
-  Build a forest den using savoury twig shaped snacks.
-  Whip up your own squelchy mud dessert cups using crushed chocolate biscuits and chocolate mousse as the base and jelly worms for decoration.
-  Make edible grass by mixing shredded coconut, green food colouring and water. Use it to decorate a cake, biscuits or other snack.
-  In the book *We're Going on a Bear Hunt*, a family go on an outdoor adventure where they face many different obstacles including long grass, a river, thick mud, a forest a snowstorm and a cave. Make a list of food items you would bring with you in a packed lunch if you went on a Bear Hunt.

Here's an idea!




For an additional challenge you could come up with food items that represent each of the areas of the Bear Hunt. For example, blue jelly for the river or pretzel sticks for the forest.

-  Put together an edible tree using spinach and bread sticks.
-  *"Back through the snowstorm! Hoooo wooooo! Hoooo wooooo!"* – Enjoy making some snowman biscuits by decorating with white icing and a marshmallow to make it look as if the snowman is melting onto the biscuit.
-  Hold a *We're Going on a Bear Hunt* themed buffet.






Games

PAWPRINT
BADGES

-  Act out the story of *We're Going on a Bear Hunt*.
-  Challenge your family, friends or group to a bridge stick race.
-  Enjoy some sensory play with a bare foot walk.



How?

To play this game you will need five trays large enough for players to step into them. Fill each tray with something, each one to represent the different parts of the Bear Hunt: grass, mud, water, forest and snow. For example, you could use small twigs for the forest and ice for the snowstorm. You could even read the story out loud as the players walk through the different trays for the ultimate immersive experience!

-  Take part in an outdoor scavenger hunt and take photos of what objects you find for evidence. You can make your own or use our free 'Wildlife Scavenger Hunt' resource on our website.
-  Get into two teams and see which team can make a bridge out of sticks and stones the quickest. You could use the bridge to help you cross the river.
-  Play a game of 'Follow the Leader' but with a beary fun twist.

What?

One player is chosen to be the 'detective' and closes their eyes. Another player is chosen as the 'leader' (this is done in silence so that the detective doesn't know who the leader is). The leader starts a movement of their choice but it must be part of the story *We're Going on a Bear Hunt*. For example, tiptoeing through the cave, stumbling through the forest or splashing through the river. The rest of the players should copy whatever movement the leader is doing. The leader can change their movement whenever they want. The detective opens their eyes and tries to guess correctly who the leader is.

-  Identify the object from nature in a blindfold memory game. Talk about how the object feels – is it smooth? Bumpy? Cold?
-  Practice your bear walks and set up your very own bear trail. Print off paw prints and cut them out before sticking down on the floor to make a trail.

Here's an idea!















Why not create a bear themed treasure hunt for somebody to follow using the trail?

-  "Squelch squerch! Squelch squerch!" Play the classic playground game "Stuck in the Mud".



Other

**PAWPRINT
BADGES**

-  Read the book *We're Going on a Bear Hunt* by Michael Rosen.
-  Have fun at a snow centre.
-  Explore your local area and discover different textures to walk on.
-  Visit a zoo or animal sanctuary to see a real life bear.
-  Think of a time where you have had to face a challenge where you couldn't go over it, couldn't go under it, you had to go through it. How did you face this challenge and what advice could you give to others going through a similar problem?
-  Visit your local park or area of natural beauty.
-  Find a Bear Hunt trail. Check out wildinart.co.uk/events/ for more information on how you can get involved and find a trail near you!
-  Retell the story of *We're Going on a Bear Hunt*. Why not use our Bear Hunt puppet resource to help you?
-  Create your own snowstorm with shredded newspaper.
-  Donate to a charity that supports wild bears.
-  Pack a bag or put together a checklist of what you would take with you on an adventure. Don't forget your raincoat...just in case!
-  Pretend to be one of the characters from *We're Going on a Bear Hunt* and write your own diary entry as if you were out on the hunt yourself.
-  Watch the 2016 film *We're Going on a Bear Hunt* (rated U).
-  Grab a copy and explore the outdoors with the book *We're Going on a Bear Hunt Nature Adventures: 30 Outdoor Activities for Young Explorers All Year Round*.
-  *We're Going on a Bear Hunt* was voted one of the BBC's greatest children's books of all time. Debate with your family, friends or group to see which book/s you think are best. Can you make it into a shortlist of 5?
-  At the end of the *We're Going on a Bear Hunt* story, the family hide away from the bear under the covers. Create your own cosy fort to hide in, complete with as many blankets, cushions and duvets you can find.

Adventure Complete?

Reward your young adventurers with their We're Going on a Bear Hunt Challenge badge to mark their achievements! Head to the website to bag yours, download certificates and discover even more adventures!



Create a Keepsake!

Experienced adventure? Made memories? Then it's time to create a keepsake! Our Pawprint Family camp blankets are the perfect place to sew your badges and look back on them for years to come.



Personalise it!

Got your camp blanket? Then it's time to make it yours! Our alphabet badges are big, bright and bold...the perfect addition to your camp blanket, hoodies, bags and more. What will you personalise first?



Even More Rewards!

We're all about added value here at Pawprint Family. In addition to the 1000s of free activity ideas and resources you'll find loyalty stickers in every order and you can claim Children's University learning hours too!



Subscribe to the **Tribe News** for all the latest adventures direct to your inbox!

Scan me!

