


Spin A Sandwich Game

You will need:

1. Scissors, card and a split pin to make your spinner.
2. A copy of the Spin a Sandwich game-play card per player.
3. Playing piece templates cut out from pages 3 - 7.

To make your spinner:

1. Stick this page onto card.
2. Cut out the circle, below, and arrow, right.
3. Push a split pin through the white circle in the centre of the arrow and through the centre point of the circle and open up on the back of the circle to create your spinner.







Spin A Sandwich Game

To play:

1. Cut out all the playing pieces and lay them out in the centre of the circle so all players can reach.
2. The youngest player spins first, then take it in turns around the circle.
3. Spin and start collecting your ingredients - When you land on an ingredient, collect one playing piece and add it to your pile. If you land on a feature that you already have you can swap it for a different playing piece of the same feature.
4. The first player to build a full sandwich, complete with two pieces of bread and one of each type of ingredient (e.g. vegetable, cheese and protein) will be the winner.







Bread Playing Pieces

Cut out each piece along the dashed lines. This will be the base of your sandwich, you will need two of these along with your other ingredients in order to complete your sandwich. Will you choose brown or white bread?









Sandwich Playing Pieces: Bread

Cut out each piece along the dashed lines. These pieces will be the ingredients for your sandwich.




Sandwich Playing Pieces: Bread

Cut out each piece along the dashed lines. These pieces will be the ingredients for your sandwich.




Sandwich Playing Pieces: Lettuce (Vegetable)

Cut out each piece along the dashed lines. These pieces will be the ingredients for your sandwich.



Sandwich Playing Pieces: Cucumber (Vegetable)

Cut out each piece along the dashed lines. These pieces will be the ingredients for your sandwich.




Sandwich Playing Pieces: Tomato (Vegetable)

Cut out each piece along the dashed lines. These pieces will be the ingredients for your sandwich.




Sandwich Playing Pieces: Avocado (Vegetable)

Cut out each piece along the dashed lines. These pieces will be the ingredients for your sandwich.




Sandwich Playing Pieces: Onion (Vegetable)

Cut out each piece along the dashed lines. These pieces will be the ingredients for your sandwich.




Sandwich Playing Pieces: Egg (Protein)

Cut out each piece along the dashed lines. These pieces will be the ingredients for your sandwich.




Sandwich Playing Pieces: Chicken (Protein)

Cut out each piece along the dashed lines. These pieces will be the ingredients for your sandwich.




Sandwich Playing Pieces: Ham (Protein)

Cut out each piece along the dashed lines. These pieces will be the ingredients for your sandwich.




Sandwich Playing Pieces: Salami (Protein)

Cut out each piece along the dashed lines. These pieces will be the ingredients for your sandwich.




Sandwich Playing Pieces: Swiss (Cheese)

Cut out each piece along the dashed lines. These pieces will be the ingredients for your sandwich.














Sandwich Playing Pieces: Cheddar (Cheese)

Cut out each piece along the dashed lines. These pieces will be the ingredients for your sandwich.



Sandwich Playing Pieces: Mozzarella (Cheese)

Cut out each piece along the dashed lines. These pieces will be the ingredients for your sandwich.



Sandwich Playing Pieces: Blue (Cheese)

Cut out each piece along the dashed lines. These pieces will be the ingredients for your sandwich.

