

# Theatre Challenge



**Let's get this show on the road...**

From musicals to opera, pantomimes to dramatic plays, join us as we explore the joy that is the theatre.

For even more programme ideas check out our 'Theatre' board over on [www.Pinterest.com/PawprintFamily](https://www.Pinterest.com/PawprintFamily)

**#AdventureForAll**  
[www.PawprintFamily.com](https://www.PawprintFamily.com)

# Meet the FAMILY

Hi there! We're Charlotte & Jamie, the husband and wife team behind the Pawprint Family and we believe in #AdventureForAll.

It's our mission to help leaders, teachers and parents save time by providing ideas and opportunities to help them deliver everyday adventure and skills for life. We do this through our family of brands; find out more below and head to the website for your next adventure!



## PAWPRINT BADGES

Pawprint Badges provides thousands of free activity ideas and resources to help leaders, teachers and parents deliver fun and adventure.

Every activity helps you share skills for life and is linked to one of our pawesome embroidered badges. Build your collection and celebrate adventures, new skills and knowledge gained.

## PAWPRINT TRAILS

Pawprint Trails are treasure-hunt style walks around locations in the UK. Solve puzzles, track down the answers and explore everything our great country has to offer.

From historical sights to popular culture discover something new or rediscover a love for where you live then collect the badge to remember your adventures!

Whether you're looking for the perfect addition to your next family holiday or a few hours of fun with friends; each trail can be completed in a few hours or extended with our activity suggestions in to a weekend or a week's worth of fun!

## PAWPRINT TALES

Pawprint Tales are fully illustrated stories that can be enjoyed by the whole family. Join Alfie (our fox-red Labrador) on his adventures around the UK - solving puzzles, turning detective and making new friends. With twists and turns, every tale is an opportunity to discover new places, people and history without needing to leave the comfort of your own home.

Enjoy Pawprint Tales alongside your Pawprint Trails or as a standalone adventure!

## PAWPRINT TRUST

Every brand in the Pawprint Family supports the Pawprint Trust with a percentage of profits from every sale providing grants to young people. We're passionate about enabling young people to access life changing adventures.

Share your adventures and join us over on our social channels for even more adventures and a nosy behind the scenes at Pawprint HQ!



@pawprintfamily



@pawprint\_family

# HOW TO: Use Your Challenge Pack



This Challenge Pack has been divided into 4 sections: Craft, Food, Games and Other. In order to help you provide a balanced and varied programme for your young adventurers we recommend that the following number of activities are completed by each age group:

<b>Age 3 - 5</b>						
<b>Age 5 - 7</b>		<b>Craft</b>	<b>Food</b>	<b>Games</b>	<b>Other</b>	<b>PICK</b>
<b>Age 7 - 11</b>	+					
<b>Age 11 - 14</b>	+					
<b>Age 14 - 18</b>	+					
<b>Age 18+</b>	+					

**Leaders, Teachers & Parents**  
Award yourselves a badge for supporting your young adventurers in their activities!

## TOP TIPS

- Adapt activities as necessary to meet your needs.
- Add your own activity ideas or develop them into projects.
- Use what you have; don't buy in lots of new materials/equipment.
- No need to send us evidence, responsible grown-ups decide when the badge has been earned.
- One challenge badge can take as long as you like; from a few hours to days or even a full term!

## Terms of Use

By downloading or purchasing this resource you agree to our terms of use as outlined below. As a husband and wife team we work hard to keep all of our resources and activity ideas available free of charge; we can only do this with your help.

Please Do	You May Not
Use this resource with your young adventurers.	Redistribute or sell this resource in any way, shape or form.
Direct people to this resource online by sharing our website links.	Upload this resource to a website for download.
Tell your friends/family/colleagues about us!	Copy or modify any part of this resource to share with others either for free or for sale.
Share photos of you enjoying your adventures with us on social media.	Use any text, graphics, content or fonts without our written permission.

If you are unsure or have any questions about these terms of use please email [info@pawprintfamily.com](mailto:info@pawprintfamily.com)




You can view the extended terms of use on our website [www.pawprintfamily.com/terms-conditions](http://www.pawprintfamily.com/terms-conditions)








# Craft

**PAWPRINT  
BADGES**

-  Build your own mini theatre using a shoebox.
-  Ballet has been wowing audiences in theatres since the 17th century with performances such as *Swan Lake* and *The Nutcracker*. Use paper mache to make your own pair of ballet slippers.
-  Puppets are becoming more popular in theatres have been the key part of shows such as *War Horse* and *Little Shop of Horrors*. Make your own sock puppet characters and use them to put on a show for your friends, family or group.





Here's an idea!

Why not experiment by making puppets using different materials you might have lying around such as pipe cleaners, paper cups, wooden spoons or ice lolly sticks?

-  Many theatre performers have been awarded a star on the Hollywood Walk of Fame. Craft your own star out of card or paper and complete by printing your hand print with paint, just like the stars of the theatre world.
-  Opera glasses, also known as theatre binoculars were introduced in theatres in the early 19th century so everybody in the audience could see performers clearly, wherever they were sat. Craft some yourself using toilet paper rolls.
-  Masks have been used in the theatre since the time of the Ancient Greeks and were originally used to help with their voice and body performance, as they could not use their facial expressions. Design your own theatre mask using a paper plate, straw and materials of your choice to decorate.

Did you know?




The oldest surviving theatre props were a pair of Noh masks that were used in traditional theatre. They date all the way back to the 14th century and were over 700 years old.

-  Craft an instrument of your choice using junk model materials.
-  Draw or paint a picture of a theatre.
-  *The Sound of Music* is a popular musical, released to audiences in 1959. Recreate one of the famous scenes by building your own Lonely Goatherd marionettes and theatre. Have a go at making it from looking at a photo, watching the film or finding a tutorial online.
-  Design your own stage costumes.








# Food

**PAWPRINT  
BADGES**

-  *The Phantom of the Opera* is the longest-running Broadway musical in history. Decorate and arrange biscuits to look like the famous mask from the show.
-  Ice cream is often offered to audiences to buy during the interval of a theatre performance. Taste test some flavours of ice cream that you have never tried before or even try making some for yourself.
-  Put together some marshmallow ballerinas.


## How?

Attach marshmallows to sticks and dip them into melted white chocolate or icing, then add pink sprinkles straight away so that they stick to the marshmallow. Next, poke a hole in the centre of pink cupcake cases and push them up on the stick so they are touching the bottom of the marshmallow. The cupcake cases will act as the ballerina's tutu!

-  Make your own edible stage scene.
-  *Food Glorious Food!* - Look up the lyrics to this catchy tune from the musical *Oliver* and hold a themed buffet that includes some or all of the foods mentioned.
-  Throwing flowers onto the stage to express how much the audience enjoyed a performance is a tradition in theatres that began over 150 years ago. Make some chocolate dipped strawberry roses. Find a recipe online or come up with your own.
-  Whip up an opera cake whilst listening to some famous opera songs such as *Nessun Dorma* by Luciano Pavarotti.
-  Bake a cake and decorate it to look like a broken leg. White fondant icing is perfect for giving the effect of a cast!

## Why?



'Break a leg' is a famous saying in the world of theatre and means to wish a performer good luck. This saying originally came from a performer breaking the 'leg line'. In the early days of theatre, performers that were not actually on the stage would have to stand behind the 'leg line'. Telling a performer to 'break a leg' meant that they were wishing them the chance to get on stage and perform, not actually to go and injure themselves!

-  The band are one of the most important parts of any theatre performance as they set the atmosphere of the piece through music. Assemble some edible musical instruments. For example, you could carve a recorder out of a carrot by hollowing out the middle and cutting holes in the top.





# Games

**PAWPRINT  
BADGES**

-  Take part in some classic musical games such as musical chairs, musical bumps or musical statues.
-  Practice your acting skills by taking part in a sensory drama activity.






## How?

You can play this game alone or with a group. Explore your five senses (sight, hearing, smell, touch and taste) by pretending to do certain things with them. For example, you might act out touching a hot stove or freezing cold ice or tasting a sour lemon.

-  Warm up for a performance with some vocal exercises. Find some songs to sing along to or make up your own.
-  Improvisation is the ability to carry on with a performance when something doesn't quite go to plan and is one of the most important techniques used by actors. Take part in some improvisation games such as 'TV Talking'.









## What?

'TV Talking' is a great game for practicing those important improvisation skills. All you need to do is turn off the sound to a TV show or film and talk as if you are the different characters. Make sure to turn the subtitles off so you can make the words up freely out of your head!

-  Name that tune in a game of 'Musical Theatre Charades'. Each player takes it in turns to pull a card out of a container or a hat and they must act out that song so the other players can guess what it is. The person that guesses correctly is the next to play. You can use the cards in the free resource on our website to cut out and play the game with.
-  Complete a theatre themed word search or crossword. For an additional challenge you could make your own for somebody else to complete.
-  Make your own music quiz where players must guess which production the song comes from. For example, you could use classic tunes such as the Swan Lake theme or Be Our Guest from Beauty and the Beast.
-  Hold a talent show and create your own acts such as ballet dancing, singing and comedy sketches.
-  Use random items that you have laying around as 'props' and act with them by pretending they are something else (e.g. using a pool noodle as a baseball bat or a bucket as a hat etc). This is a great game to help children build self confidence which is important in giving a good performance.









# Other

-  Stephen Sondheim, Andrew Lloyd Webber, Rodgers & Hammerstein and Stephen Schwartz are some of the most famous musical theatre composers of all time. Have a listen to some of the songs from their productions.
-  Support a local society and go to see an amateur theatre performance of your choice.
-  A playwright is responsible for writing scripts for plays. Have a go at writing your own script. You could change up a show you already know or make up a completely new one from your imagination.
-  Watch a movie musical that been based on a theatre production such as *Mamma Mia*, *Into the Woods* or *Annie*.
-  Get involved in some of your own research and find out what the smallest and the largest theatres in the world are.
-  Attend a theatre festival such as The Edinburgh Fringe that celebrates new talent in theatre.
-  Take a trip to the theatre to see a family friendly show such as *The Lion King*, *Matilda* or *Harry Potter and the Cursed Child*.
-  Visit to The Royal Shakespeare Company in Stratford-upon-Avon.

## Did you know?

William Shakespeare was born in Stratford-upon-Avon and wrote around 37 plays for the theatre and over 150 poems.

-  Find out more about the history of The National Theatre and make a timeline of productions throughout the years.
-  "He's behind you!" - Go to see a pantomime such as *Dick Whittington*, *Sleeping Beauty* or *Jack and the Beanstalk*.
-  Discover an open-air theatre.
-  Sing together with a group.
-  Listen to some musical soundtracks. What is your favourite song that you listened to and what musical is it from?
-  Take part in a theatre workshop.



## Adventure Complete?

Reward your young adventurers with their Theatre Challenge badge to mark their achievements! Head to the website to bag yours, download certificates and discover even more adventures!



## Create a Keepsake!

Experienced adventure? Made memories? Then it's time to create a keepsake! Our Pawprint Family camp blankets are the perfect place to sew your badges and look back on them for years to come.



## Personalise it!

Got your camp blanket? Then it's time to make it yours! Our alphabet badges are big, bright and bold...the perfect addition to your camp blanket, hoodies, bags and more. What will you personalise first?



## Even More Rewards!

We're all about added value here at Pawprint Family. In addition to the 1000s of free activity ideas and resources you'll find loyalty stickers in every order and you can claim Children's University learning hours too!



Subscribe to the **Tribe News** for all the latest adventures direct to your inbox!

Scan me!

