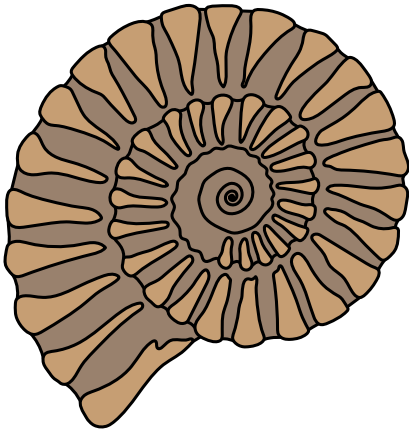


Relic Snap

Print and cut out the cards, laminate (or stick them onto card) to make them more sturdy, and get playing! Print page 4 to draw your own relics on blank cards.

RELIC SNAP!


Fossil



 PAWPRINT FAMILY

RELIC SNAP!


Fossil



 PAWPRINT FAMILY

RELIC SNAP!


Pottery



 PAWPRINT FAMILY

RELIC SNAP!

Pottery




 PAWPRINT FAMILY

Relic Snap - Page 2

Print and cut out the cards, laminate (or stick them onto card) to make them more sturdy, and get playing! Print page 4 to draw your own relics on blank cards.

RELIC SNAP!

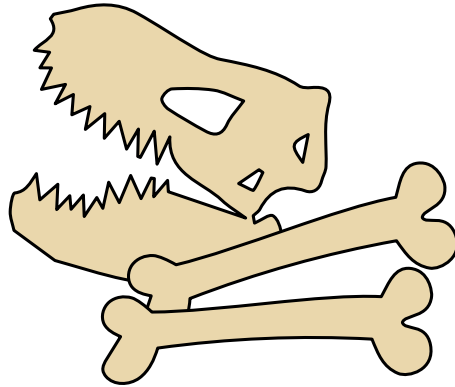
Bones



 **PAWPRINT FAMILY**

RELIC SNAP!


Bones



 **PAWPRINT FAMILY**

RELIC SNAP!

Footprints



 **PAWPRINT FAMILY**

RELIC SNAP!

Footprints




 **PAWPRINT FAMILY**

Relic Snap - Page 3

Print and cut out the cards, laminate (or stick them onto card) to make them more sturdy, and get playing! Print page 4 to draw your own relics on blank cards.

RELIC SNAP!


Tools



 **PAWPRINT FAMILY**

RELIC SNAP!

Tools



 **PAWPRINT FAMILY**

RELIC SNAP!

Magnifier



 **PAWPRINT FAMILY**

RELIC SNAP!



Magnifier



 **PAWPRINT FAMILY**

Relic Snap - Page 4

Print this page as many times as you like and draw your own relics to create a decent sized stack of snap cards.



Draw your own relics on these blank cards!

