

**PAWPRINT
BADGES**

Partnership
Pack

Virtual Ocean Adventure



The ocean is home to over 260,000 elusive creatures!
In partnership with our friends at Twinkl Home Ed, we're exploring the ocean's hidden depths. How deep will you dive?

For even more programme ideas check out our 'Ocean Adventure' board over on www.Pinterest.com/PawprintFamily

#AdventureForAll
www.PawprintFamily.com

Meet the FAMILY

Hi there! We're Charlotte & Jamie, the husband and wife team behind the Pawprint Family and we believe in #AdventureForAll.

It's our mission to help leaders, teachers and parents save time by providing ideas and opportunities to help them deliver everyday adventure and skills for life. We do this through our family of brands; find out more below and head to the website for your next adventure!



PAWPRINT BADGES

Pawprint Badges provides thousands of free activity ideas and resources to help leaders, teachers and parents deliver fun and adventure.

Every activity helps you share skills for life and is linked to one of our pawesome embroidered badges. Build your collection and celebrate adventures, new skills and knowledge gained.

PAWPRINT TRAILS

Pawprint Trails are treasure-hunt style walks around locations in the UK. Solve puzzles, track down the answers and explore everything our great country has to offer.

From historical sights to popular culture discover something new or rediscover a love for where you live then collect the badge to remember your adventures!

Whether you're looking for the perfect addition to your next family holiday or a few hours of fun with friends; each trail can be completed in a few hours or extended with our activity suggestions in to a weekend or a week's worth of fun!

PAWPRINT TALES

Pawprint Tales are fully illustrated stories that can be enjoyed by the whole family. Join Alfie (our fox-red Labrador) on his adventures around the UK - solving puzzles, turning detective and making new friends. With twists and turns, every tale is an opportunity to discover new places, people and history without needing to leave the comfort of your own home.

Enjoy Pawprint Tales alongside your Pawprint Trails or as a standalone adventure!

PAWPRINT TRUST

Every brand in the Pawprint Family supports the Pawprint Trust with a percentage of profits from every sale providing grants to young people. We're passionate about enabling young people to access life changing adventures.

Share your adventures and join us over on our social channels for even more adventures and a nosy behind the scenes at Pawprint HQ!



@pawprintfamily



@pawprint_family

A Big Hello from Twinkl Home Ed!


Who are we?

We are a team within Twinkl Educational Publishing dedicated to helping, supporting and inspiring Home Educating families. Most of us are also Home Educating parents!



What do we do?

Our mission is to help Home Educating families. We make resources based on suggestions from our members; run themed weeks, competitions and initiatives on social media and we help our members take advantage of the huge range of possibilities their Twinkl subscriptions offer. Download our [Home Educators Toolkit](#) for a handy overview of what we do, complete with quick, clickable links.



What Is a Virtual Adventure?

Our Virtual Adventures are rich learning experiences that use a story-based presentation and a tracking sheet, together with links to further resources, to take you on a trip to a faraway place, all from the comfort of your own home.

Why Pawprint Family?

We love our Virtual Adventures in partnership with Pawprint Family, giving people the chance to earn another beautiful, embroidered badge as a souvenir of their journey. We already know lots of our Twinkl members love using our resources to work towards the tasks in the Pawprint Challenge Packs, so we make a great team!

Find out more about our Virtual Ocean Adventure on the next page and visit our [Virtual Adventures](#) category on the Twinkl website to catch up with any you may have missed.


Where can you find us?

Browse our selection of 900,000+ resources at www.twinkl.co.uk.



We're together on your
Home Ed Journey!

Twinkl Home Ed Virtual Ocean Adventure



What is the Virtual Ocean Adventure?

Join Twinkl Home Educators on an exciting journey beneath the waves on the Virtual Ocean Adventure, a comprehensive learning project designed to engage children of all ages in the exploration of the ocean's hidden depths.




Through an interactive main story PowerPoint, which includes sound effects and animations, learners are invited on a quest to locate the deep-diving Cuvier's beaked whales, diving down through the layers of the ocean to uncover the secrets of these elusive creatures.

On their journey, children will encounter a wide range of sea creatures, developing their understanding of biodiversity and marine biology. Why not use the Twinkl AI assistant [Ari](#) to have a chat with one of the sea creatures you meet? Various zones of the ocean will be accompanied by a video lesson that can be accessed from the main story PowerPoint and will also cover a range of associated learning topics, such as water pollution and marine conservation.



How Do I Track My Progress?

Your pack also includes a beautiful 3D model of the layers of the ocean for you to build. As you explore the ocean depths, you earn marine creatures for your model, creating a fin-tastic record of your learning that you can keep as a sea-mento forever.



Where Do I Get the Pack?

Download your free pack [here](#) and visit our accompanying [Field Guide](#) for a mix of free and paid activities with which to extend your adventure!



Have fun!

Love from the Twinkl Home Ed Team



We're together on your Home Ed Journey!

HOW TO: Use Your Challenge Pack



This Challenge Pack has been created in partnership with Twinkl Home Ed. Divided into 4 sections: Craft, Food, Games and Other, it's been designed to help you provide a balanced and varied programme for your young adventurers. We recommend that the following number of activities are completed by each age group:

Age 3 - 5						
Age 5 - 7						
Age 7 - 11						
Age 11 - 14						
Age 14 - 18						
Age 18+						

Craft

Food

Games

Other

PICK

Leaders, Teachers & Parents

Award yourselves a badge for supporting your young adventurers in their activities!

TOP TIPS

- Adapt activities as necessary to meet your needs.
- Add your own activity ideas or develop them into projects.
- Use what you have; don't buy in lots of new materials/equipment.
- No need to send us evidence, responsible grown-ups decide when the badge has been earned.
- One challenge badge can take as long as you like; from a few hours to days or even a full term!

Terms of Use

By downloading or purchasing this resource you agree to our terms of use as outlined below. As a husband and wife team we work hard to keep all of our resources and activity ideas available free of charge; we can only do this with your help.

Please Do	You May Not
Use this resource with your young adventurers.	Redistribute or sell this resource in any way, shape or form.
Direct people to this resource online by sharing our website links.	Upload this resource to a website for download.
Tell your friends/family/colleagues about us!	Copy or modify any part of this resource to share with others either for free or for sale.
Share photos of you enjoying your adventures with us on social media.	Use any text, graphics, content or fonts without our written permission.



If you are unsure or have any questions about these terms of use please email
info@pawprintfamily.com

You can view the extended terms of use on our website
www.pawprintfamily.com/terms-conditions









Craft

**PAWPRINT
BADGES**

-  There are over 32,000 fish species that we know of, all with their own unique colours and patterns. Use recycled cardboard to cut out fish shapes and decorate them however you like.
-  Build your own ocean model in a shoe box or create a stack of boxes to show the five layers of the ocean.




What?

The ocean is made up of five different zones: The sunlight zone, the twilight zone, the midnight zone, the abyssal zone and the hadal zone. These layers show the gradual changes that occur on the journey to the bottom of the ocean. These changes include how light or dark it is, the temperature and the movement of the water.

-  Create your own ocean silhouette art.
-  Make a light up tropical reef using an old egg carton, coloured tissue paper, loom bands, pipe cleaners and LED tea lights.
-  Craft some pom pom fish.
-  Whip up some ocean slime using clear glue, liquid starch and blue food colouring. You could even add some shells or small creature toys to make it look more realistic.
-  Paint a picture of the most unique sea creature you can find online or in a book.
-  Put together a mason jar aquarium.

How?





Attach a submersible light to the lid of a mason jar using strong glue and fill your jar with water and blue food colouring. You can then make your aquarium your own by adding plants, gravel, small ocean creature toys and shells.

-  Crochet a fish using the YouTube tutorial found on our 'Ocean Adventure' Pinterest board.
-  Draw a picture of your dream habitat if you were a fish. Is it full of colourful coral or a big anemone to sleep in like a clownfish?
-  The ocean is home to the world's largest coral reef system, the Great Barrier Reef, which is so big it is visible from outer space! Put together your own model of the Great Barrier Reef.












Food

PAWPRINT
BADGES

-  Make some ocean jelly cups using jelly, crushed digestive biscuits and fish shaped sweets.
-  Create an edible underwater scene. You could use a range of different coloured fruits or vegetables to represent the true beauty of our oceans.
-  Hold an ocean themed buffet for your family, friends or group.
-  Try making a sea turtle using sliced kiwi and grapes.

Did you know?

Sea turtles are one of the many sea creatures that are affected by water pollution. They often mistake plastic for food which can cause them to choke, leading to injury and even death. We can all do our bit to protect all creatures including sea turtles by using less plastic, reusing items, disposing of oils correctly and ensuring items are not disposed of down toilets.

-  Fix up some starfish sandwiches.
-  The Flapjack Octopus lives in the deep waters on the very bottom of the seafloor where they lay flat like a pancake, hence where they got their name from. Whip up some flapjacks or pancakes.
-  The Pacific Ocean is home to over 10,000 volcanoes. Make an erupting volcano cake.
-  Bake a cake and decorate it to look like a blue whale, the largest animal in the world.
-  Put together a crab using a red pepper and some edible eyes. You could use half of the pepper for the body and sliced bits of pepper for the eight legs.
-  Decorate some biscuits or cupcakes to look like your favourite ocean creatures.
-  Add some blue food colouring to lemonade or Sprite and add sweetened coconut water to create a fun ocean mocktail.
-  Make some pufferfish cake pops.
-  Oysters and mussels are types of salt-water bivalve molluscs that live in marine or brackish habitats and are also enjoyed as part of a range of meals. Give them a try and see what you think.



Games

**PAWPRINT
BADGES**

- 🐟 Play a sea creature relay race. Take it in turns to swim like a fish, walk sideways like a crab, crawl like a turtle, leap like a dolphin, jump like a star and slither like an eel.
- 🐟 The largest ocean animal is the blue whale, with their tongue alone weighing as much as an elephant! They are 80 to 100 feet long which is equivalent in size to three standard sized buses. Play a game of 'The Longest Line' by getting into teams of at least five to ten people. The aim is to make the longest line by using teammates' bodies and any clothing or objects they can find in the area. The team with the longest line after two minutes are the winners. What is the longest line you can make?
- 🐟 Use the free resource on our website to have a game of Flappy Clownfish Races.
- 🐟 Create your own game of pin the legs on the octopus.
- 🐟 Write A-Z down on a piece of paper and name a sea creature that begins with each of the letters. You can play this alone or in a group by taking it in turns.
- 🐟 Challenge members of your friends, family or group to a game of 'Go Fish'.
- 🐟 The ocean's currents can be both warm and cold depending on their location. Race to get dressed for both temperatures!

How?









Get into two teams. One of the teams will race to find clothing items for warm temperatures while the other team will race to find clothing for cold temperatures. The team who collects the clothing and puts it on in the quickest time are the winners.

- 🐟 Have a game of ocean bingo.
- 🐟 Act out what might happen to a sea creature if it was faced with water pollution and what could be done to stop it from happening in the future.
- 🐟 After 3,280 feet, the ocean depths are completely devoid of light and remain in total darkness. How scary! Complete a treasure hunt in the dark.
- 🐟 Take part in a game of sea creature beetle drive. Take it in turns to roll the dice and see what body part you will draw next or have fun creating your very own imaginary and unique species. What does it look like and what are some fun facts about it?







Other

PAWPRINT
BADGES

-  Read 'The Odd Fish' by Naomi Jones, a funny and entertaining book with a clever underlying message about taking care of our oceans.
-  Visit a local aquarium or pet shop and see how many different types of fish you can spot.
-  Ocean water is salty due to a chemical called sodium chloride in the water. Have a go at growing your own salt crystals.
-  Curvier's beaked whales are deep diving record setters, having dived almost two miles below the ocean's surface and holding their breath for over two hours! See how long you can hold your breath for.
-  Only 5% of the ocean has been explored by humans so the depths are still unknown. Find out your own interesting ocean facts and share them in an interesting way. You could share them online and tag us on social media.
-  The dwarf lantern shark is the smallest shark in the ocean at only 7.8 inches. Use a measuring tape to see how many objects you can find that are the same size.
-  Watch the 2016 film 'Finding Dory' (rated U). Not only is the film entertaining but also explores themes of marine conservation.
-  Make a sign or poster to encourage people in your local area to stop water pollution.

Why?

About 5 trillion pieces of plastic are floating in the world's seas. Not only is plastic incredibly dangerous in terms of injuring sea creatures but it also reduces the level of oxygen in the water. It is becoming increasingly more important to do all we can in our every day lives to protect ocean life.

-  Create a fact file based on your own research of creatures of the hidden depths. Your research could be online or found in books from the library.
-  The sperm whale often sleeps upright in the ocean. Try this way of sleeping and see how long it takes for you to nod off.
-  The deepest part of the ocean is called the Challenger Deep and is located in the Mariana Trench. It is around 7 miles deep! Find out where you would end up if you were to travel 7 miles from your current location.
-  Watch David Attenborough's documentary series 'Blue Planet'.

Adventure Complete?

Reward your young adventurers with their Virtual Ocean Adventure Challenge badge to mark their achievements! Head to the website to bag yours, download certificates and discover even more adventures!



Create a Keepsake!

Experienced adventure? Made memories? Then it's time to create a keepsake! Our Pawprint Family camp blankets are the perfect place to sew your badges and look back on them for years to come.



Personalise it!

Got your camp blanket? Then it's time to make it yours! Our alphabet badges are big, bright and bold...the perfect addition to your camp blanket, hoodies, bags and more. What will you personalise first?



Even More Rewards!

We're all about added value here at Pawprint Family. In addition to the 1000s of free activity ideas and resources you'll find loyalty stickers in every order and you can claim Children's University learning hours too!



Subscribe to the **Tribe News** for all the latest adventures direct to your inbox!

Scan me!

