

**PAWPRINT
BADGES**

**Partnership
Pack**

The Big Lunch Challenge



**Made From
Recycled
Thread**

Get together for a community celebration!

Bring your neighbours, friends and family together to share friendship, food and fun with a community Big Lunch this June!

For even more programme ideas check out our 'The Big Lunch' board over on www.Pinterest.com/PawprintFamily

#AdventureForAll
www.PawprintFamily.com

Meet the FAMILY

Hi there! We're Charlotte & Jamie, the husband and wife team behind the Pawprint Family and we believe in #AdventureForAll.

It's our mission to help leaders, teachers and parents save time by providing ideas and opportunities to help them deliver everyday adventure and skills for life. We do this through our family of brands; find out more below and head to the website for your next adventure!



PAWPRINT BADGES

Pawprint Badges provides thousands of free activity ideas and resources to help leaders, teachers and parents deliver fun and adventure.

Every activity helps you share skills for life and is linked to one of our pawesome embroidered badges. Build your collection and celebrate adventures, new skills and knowledge gained.

PAWPRINT TRAILS

Pawprint Trails are treasure-hunt style walks around locations in the UK. Solve puzzles, track down the answers and explore everything our great country has to offer.

From historical sights to popular culture discover something new or rediscover a love for where you live then collect the badge to remember your adventures!

Whether you're looking for the perfect addition to your next family holiday or a few hours of fun with friends; each trail can be completed in a few hours or extended with our activity suggestions in to a weekend or a week's worth of fun!

PAWPRINT TALES

Pawprint Tales are fully illustrated stories that can be enjoyed by the whole family. Join Alfie (our fox-red Labrador) on his adventures around the UK - solving puzzles, turning detective and making new friends. With twists and turns, every tale is an opportunity to discover new places, people and history without needing to leave the comfort of your own home.

Enjoy Pawprint Tales alongside your Pawprint Trails or as a standalone adventure!

PAWPRINT TRUST

Every brand in the Pawprint Family supports the Pawprint Trust with a percentage of profits from every sale providing grants to young people. We're passionate about enabling young people to access life changing adventures.

Share your adventures and join us over on our social channels for even more adventures and a nosy behind the scenes at Pawprint HQ!



@pawprintfamily



@pawprint_family

JOIN THE BIG LUNCH

1-2 JUNE 2024

WHAT IS THE BIG LUNCH?

The Big Lunch is the UK's annual get-together for neighbours and communities, with millions of people coming together for a few hours of friendship, food and fun each June. It connects people and helps make our communities friendlier places to live and this year we're dishing up ideas to make it the greenest Big Lunch yet!

A Big Lunch can be anything from a small gathering in a garden, park or driveway, to a bigger event in a community venue or a street party. Just remember that people are your number one ingredient!

Join in and plan a Big Lunch in your community!



HOW TO DO IT

Use our handy checklist to help you plan!

- Sign up for a [free digital pack](#)** – complete with editable invitations, posters, planner, activity ideas and everything you need to plan your event – big or small!
- Check if a Big Lunch is already planned** – talk to your parents/carers, neighbours and friends to find out. You can look at the [The Big Lunch Map](#) too.
- Pick a date, time and place** – The Big Lunch weekend is 1-2 June or join anytime throughout June – the [Month of Community!](#) Send invitations and put up posters to spread the word.
- Plan what you're bringing to the table** – invite people to help by bringing food, plates, cutlery, or even a chair or two.
- Add a little extra** – play some music, make decorations or arrange a few games – there's lots of ideas in this pack to help!
- Could you raise money for a good cause?** – ask people to chip in their small change to [support Eden Project's work](#) with nature and communities.



If you have any questions or want to tell us about your event, we'd love to hear from you!

communities@edenproject.com



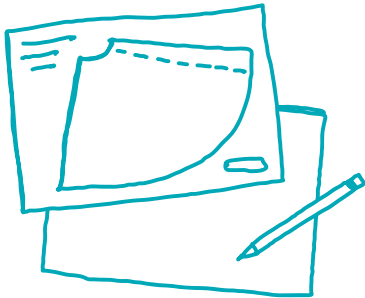
HOW TO MAKE A BIG LUNCH PARTY HAT

YOU'LL NEED

- ✓ An A4 sheet of thick paper or card
- ✓ Coloured pencils, crayons or felt tips
- ✓ Extra decorative bits like pressed flowers, leaves, a pom pom, tin foil, tissue or patterned paper
- ✓ Scissors
- ✓ Glue
- ✓ Ribbon or string
- ✓ A stapler or hole punch




1



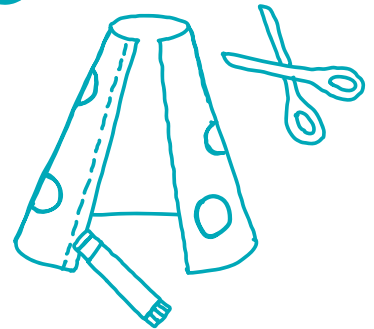
Use the template or draw the shape onto a piece of card

2



Use pens, pencils or crayons to colour in, or decorate your hat

3



Cut out, roll it up to create a cone and secure in place with glue or tape

4



Use ribbon or string to create a chin strap

5



Attach any extras – like pom-poms or leaves

6




Ta da! You've got your own party hat!



PARTY HAT TEMPLATE

➔ Trace over this template or draw on a piece of card or paper to make your Big Lunch Party Hat.



Glue here

For more activities, templates and ideas, visit TheBigLunch.com



HOW TO: Use Your Mini Challenge



This Mini Challenge has been created as a condensed version of our standard challenge packs, still the same amount fun and adventure but half the size! As with our Challenge Packs it has been divided in to 4 sections and we recommend that the following number of activities are completed by each age group:

Age 3 - 5							Craft	Food	Games	Other	PICK
Age 5 - 7											
Age 7 - 11											
Age 11 - 14											
Age 14 - 18											
Age 18+											

Leaders, Teachers & Parents
Award yourselves a badge for supporting your young adventurers in their activities!

TOP TIPS

- Adapt activities as necessary to meet your needs.
- Add your own activity ideas or develop them into projects.
- Use what you have; don't buy in lots of new materials/equipment.
- No need to send us evidence, responsible grown-ups decide when the badge has been earned.
- One challenge badge can take as long as you like; from a few hours to days or even a full term!

Terms of Use

By downloading or purchasing this resource you agree to our terms of use as outlined below. As a husband and wife team we work hard to keep all of our resources and activity ideas available free of charge; we can only do this with your help.

Please Do	You May Not
Use this resource with your young adventurers.	Redistribute or sell this resource in any way, shape or form.
Direct people to this resource online by sharing our website links.	Upload this resource to a website for download.
Tell your friends/family/colleagues about us!	Copy or modify any part of this resource to share with others either for free or for sale.
Share photos of you enjoying your adventures with us on social media.	Use any text, graphics, content or fonts without our written permission.






If you are unsure or have any questions about these terms of use please email info@pawprintfamily.com

You can view the extended terms of use on our website www.pawprintfamily.com/terms-conditions



Craft

**PAWPRINT
BADGES**

-  Create your very own party hat with the template and instructions included in this pack. Decorate it and wear it with pride to your Big Lunch.
-  Help make this the greenest Big Lunch yet by making eco-friendly invitations from seed paper. Find more top tips at: www.edenprojectcommunities.com/big-lunch-resources/sustainable-big-lunch
-  Design and make your own Big Lunch bunting using recycled card or fabric. Find out how to make a bunting template at: www.edenprojectcommunities.com/make-it-happen/how-make-bunting
-  Transform an ordinary chair into a glorious throne fit for a champion, with craft materials of your choice. Invite a special someone to come and use the throne as a guest of honour at your Big Lunch.
-  Make a special item of clothing or an accessory for your guest of honour such as a cape or their very own party hat.








Food

-  Use food grown in your local community, or ingredients you have at home in your cupboards to create a dish of your choice to serve at your Big Lunch.
-  Put together a 'menu' for your Big Lunch with all of the food that you and your community plan to bring to your feast. Why not put this on the back of your Big Lunch invitations?
-  Use the tips online to plan a sustainable people and planet-friendly Big Lunch menu: thebiglunch.com/schools
-  Make a dish that is well-loved in your community to share at your Big Lunch. Why not try the recipe included in your Big Lunch pack, or this easy one for microwave cupcakes? www.edenprojectcommunities.com/ideas/jackies-marvelous-microwave-cupcakes
-  Decorate biscuits or cakes with a party theme ready for your Big Lunch. Could you invite a neighbour to help you?








Games

**PAWPRINT
BADGES**

-  Play a game of musical chairs where one chair (or your Chair for Champions) is classed as the 'throne' - if you sit on the throne you get to choose an action/gesture for everyone to do on their next way around the chairs.
-  Split your guests into teams and have fun with the quiz included in your pack to get everyone involved at your Big Lunch. Will you be the quiz master and read the questions? What could be the prize for your winning team?
-  Play a game of charades with a category of your choice. Who doesn't love charades? It's a classic game with no equipment needed!
-  Create your own game of Big Lunch Bingo. Use the free 'blank bingo cards' included in your pack. You could fill each bingo card with words related to your local community.
-  Hold a party hat making competition. Get someone to judge the best at your Big Lunch. Will the winner get to sit on your Chair for Champions?



Other

-  Do a good deed or a random act of kindness during your celebrations. Maybe you could pull somebody's chair out for them before they sit down at the table for your Big Lunch?
-  Share stories with the community that attend your Big Lunch.
-  Talk to neighbours about your next get together. Could you organise a play street, where your road is closed to traffic for a few hours? Find out more at: playingout.net/play-streets/what-are-play-streets/
-  Take your Big Lunch celebrations out and about with you in the form of a picnic, with cosy blankets and pillows. Why not take your celebrations to your local park and invite others to join you?
-  Enjoy a sing song with your guests, or have a good ol' boogie to some music with people in your local community, friends or family.

Adventure Complete?

Reward your young adventurers with their The Big Lunch Challenge badge to mark their achievements! Head to the website to bag yours, download certificates and discover even more adventures!



Create a Keepsake!

Experienced adventure? Made memories? Then it's time to create a keepsake! Our Pawprint Family camp blankets are the perfect place to sew your badges and look back on them for years to come.



Personalise it!

Got your camp blanket? Then it's time to make it yours! Our alphabet badges are big, bright and bold...the perfect addition to your camp blanket, hoodies, bags and more. What will you personalise first?



Even More Rewards!

We're all about added value here at Pawprint Family. In addition to the 1000s of free activity ideas and resources you'll find loyalty stickers in every order and you can claim Children's University learning hours too!



Subscribe to the **Tribe News** for all the latest adventures direct to your inbox!

Scan me!

