

**PAWPRINT
BADGES**

Axolotl Challenge



An underwater challenge you'll love alot!!

From ever growing body parts to pink feathery gills, axolotls are for sure up there with one of the most unique species. Join us to find out more!

For even more programme ideas check out our 'Axolotl' board over on www.Pinterest.com/PawprintFamily

#AdventureForAll
www.PawprintFamily.com

Meet the FAMILY

Hi there! We're Charlotte & Jamie, the husband and wife team behind the Pawprint Family and we believe in #AdventureForAll.

It's our mission to help leaders, teachers and parents save time by providing ideas and opportunities to help them deliver everyday adventure and skills for life. We do this through our family of brands; find out more below and head to the website for your next adventure!



PAWPRINT BADGES

Pawprint Badges provides thousands of free activity ideas and resources to help leaders, teachers and parents deliver fun and adventure.

Every activity helps you share skills for life and is linked to one of our pawesome embroidered badges. Build your collection and celebrate adventures, new skills and knowledge gained.

PAWPRINT TRAILS

Pawprint Trails are treasure-hunt style walks around locations in the UK. Solve puzzles, track down the answers and explore everything our great country has to offer.

From historical sights to popular culture discover something new or rediscover a love for where you live then collect the badge to remember your adventures!

Whether you're looking for the perfect addition to your next family holiday or a few hours of fun with friends; each trail can be completed in a few hours or extended with our activity suggestions in to a weekend or a week's worth of fun!

PAWPRINT TALES

Pawprint Tales are fully illustrated stories that can be enjoyed by the whole family. Join Alfie (our fox-red Labrador) on his adventures around the UK - solving puzzles, turning detective and making new friends. With twists and turns, every tale is an opportunity to discover new places, people and history without needing to leave the comfort of your own home.

Enjoy Pawprint Tales alongside your Pawprint Trails or as a standalone adventure!

PAWPRINT TRUST

Every brand in the Pawprint Family supports the Pawprint Trust with a percentage of profits from every sale providing grants to young people. We're passionate about enabling young people to access life changing adventures.

Share your adventures and join us over on our social channels for even more adventures and a nosy behind the scenes at Pawprint HQ!



@pawprintfamily



@pawprint_family

HOW TO: Use Your Challenge Pack



This Challenge Pack has been divided into 4 sections: Craft, Food, Games and Other. In order to help you provide a balanced and varied programme for your young adventurers we recommend that the following number of activities are completed by each age group:

Age 3 - 5						
Age 5 - 7		Craft	Food	Games	Other	PICK
Age 7 - 11	+					
Age 11 - 14	+					
Age 14 - 18	+					
Age 18+	+					

Leaders, Teachers & Parents
Award yourselves a badge for supporting your young adventurers in their activities!

TOP TIPS

- Adapt activities as necessary to meet your needs.
- Add your own activity ideas or develop them into projects.
- Use what you have; don't buy in lots of new materials/equipment.
- No need to send us evidence, responsible grown-ups decide when the badge has been earned.
- One challenge badge can take as long as you like; from a few hours to days or even a full term!

Terms of Use

By downloading or purchasing this resource you agree to our terms of use as outlined below. As a husband and wife team we work hard to keep all of our resources and activity ideas available free of charge; we can only do this with your help.

Please Do	You May Not
Use this resource with your young adventurers.	Redistribute or sell this resource in any way, shape or form.
Direct people to this resource online by sharing our website links.	Upload this resource to a website for download.
Tell your friends/family/colleagues about us!	Copy or modify any part of this resource to share with others either for free or for sale.
Share photos of you enjoying your adventures with us on social media.	Use any text, graphics, content or fonts without our written permission.








If you are unsure or have any questions about these terms of use please email
info@pawprintfamily.com

You can view the extended terms of use on our website
www.pawprintfamily.com/terms-conditions





Craft

**PAWPRINT
BADGES**

-  Build your own 3D model of an axolotl using recycled materials.
-  Make an axolotl mask.
-  Use half a potato to print axolotl shapes - you can do this by dipping the flat side of the potato in pink paint before printing on your card of choice! You could finish off by dipping your finger in the paint and using it to print gills.
-  Craft an axolotl using a pom pom for the body and pipe cleaners for the gills.
-  Learn how to draw an axolotl.
-  Axolotls enjoy being surrounded by plants, logs and rocks. Collect some and put together your very own garden feature, perfect for an axolotl to live in!
-  Paint a landscape of Lake Xochimilco.



Why?

Lake Xochimilco in Mexico City is the only native habitat remaining for the axolotl.

-  Crochet or sew your very own axolotl toy.
-  An axolotl's gills appear feathery and provide them with their unique and familiar look. Create your own picture of an axolotl using feathers as texture.

Did you know?

The filaments attached to an axolotl's gills help them to breathe underwater by providing them with oxygen.

-  Sculpt an axolotl out of clay or plasticine.
-  Create a paper plate axolotl.

How?




Paint a paper plate using your favourite shade of pink. Once the plate has had time to dry, stick on some googly eyes and draw on a mouth using a pen. Next, trace around your hand on some pink card or paper and cut it out. Repeat this so you have two hand shapes that you can stick onto either side of the plate to create gills!

-  Put together an underwater 'I spy jar' using a mason jar, coloured water, glitter, rocks and plants.






Food

**PAWPRINT
BADGES**

-  Make an edible lake scene that an axolotl would want to live in. You could include edible plants, logs and rocks.
-  Axolotls are carnivorous which mean they eat other animals in order to survive. Prepare a carnivorous meal for your friends, family or group. You could try meat free alternatives for vegetarians.
-  Bake a cake and decorate it to look like an axolotl.






Did you know?

A group of axolotls is called a harem. Why not bake a batch of cupcakes and decorate them to look like a harem?

-  Decorate some biscuits to look like axolotls. You could carefully cut some slits down some red fizzy belt sweets and attach them to either side of the head to look like an axolotl's feathery gills!
-  Axolotl's have poor eye sight and rely on their sense of smell to find food. Have a go at identifying food whilst being blindfolded.
-  The axolotl is known as the 'Mexican Walking Fish' due to a combination of it's appearance and it's native habitat. Host a Mexican dinner party. You could whip up some of Mexico's most popular dishes such as enchiladas, fajitas or nachos.

Here's an idea!

One of Mexico's most popular desserts is called Jamoncillo, which is a milk fudge made using brown sugar, condensed milk and vanilla extract. Food colouring is commonly added to Jamoncillo to change it's appearance and is often pink. You could make some in the shape of an axolotl to serve at your party!

-  Sculpt an axolotl using rice crispies and melted marshmallow.
-  Whip up a meal using only pink ingredients. What are your favourite pink foods and how many can you find?
-  Axolotls are solitary creatures which means they usually live alone. Create a plan and cook a meal for one person.
-  Some of an axolotl's favourite foods are insects including earthworms and red wigglers. Try eating some edible insects.
-  Make some cake pops and decorate them to look like axolotls.



Games

**PAWPRINT
BADGES**

- 🐾 Axolotls have zero teeth so use suction to eat their food. Use a straw to suck up different kinds of foods and transfer them from one bowl to another. Challenge your friends, family or group and see who is the fastest.
- 🐾 Did you know that female axolotls can have from 100 to 1000 babies at a time? Round up the axolotl babies by playing a game similar to Hungry Hungry Hippos, but life sized.

How?

To play this game you will need at least two players per team. Each team should have one skateboard and one bucket or laundry basket. Before the game, at least 30 play balls (the axolotl babies) should be released into the centre of the room. The first player will lay face down on a skateboard whilst holding the bucket or laundry basket in their hands. The other player/players will push them forward, helping them to collect as many balls as they can in an allotted time. The team that have collected the most balls (axolotl babies) at the end of the game are the winners.

- 🐾 Axolotls are masters of camouflage and can adjust their colour in order to hide from predators and prey. Have a game of hide and seek. Who can best camouflage themselves into their surroundings like an axolotl?
- 🐾 After six months, axolotls begin courtships which involve dancing. Have a game of musical statues.
- 🐾 Create and play your own game of pin the gills on the axolotl. You could print out your own picture of an axolotl or find one online.
- 🐾 Axolotls can see in the dark which makes it easier for them to hunt for prey. Take part in a game of 'Sardines'.

















How?

Firstly, turn off the lights. The first player should then take their turn to hide. The remaining players count to 60 and then go to find them. Whoever finds them first stays with them in their hiding place. The game is complete when the final person finds the group.

- 🐾 Complete an axolotl word search. You can find the free resource over on our website.
- 🐾 The axolotl can regenerate or grow back body parts if lost, this even includes their brain! Have a game of beetle drive but instead of rolling the dice to reveal what the next body part to be drawn will be, have fun and go wild by creating your very own axolotl with ever growing body parts.



Other

-  The average size of an axolotl is 20-25cm. Measure objects that you can find around you to see what other things are the same size as an axolotl.
-  Axolotls are a critically endangered species with only 50 to 1,000 remaining in the wild. Make a sign to inform and encourage people in your community to support conservation organisations.
-  Research the life cycle of an axolotl and act it out with your friends, family or group.
-  Read the book 'Axolotl Finds a Bottle' by Lesley Sims.
-  Watch a documentary to learn more about axolotls or salamanders.
-  Axolotls can live for up to 15 years. Complete some of your own research and find out what other animals have the same life span.
-  You make me smile alot!! Make up your own fun axolotl puns.
-  The axolotl is an important symbol in Mexican culture, dating back to the Aztecs. Find out more about Mexican culture. You could even learn some basic words in Mexican and try writing them down.
-  Axolotls are not the strongest swimmers. Visit a local swimming pool and practice some stroke techniques yourself.
-  Visit a local garden centre or aquarium and look for some axolotls.
-  Take a trip to the library and find some books about axolotls. What is the most interesting fact you can find?
-  Write your own story about an axolotl. What does it get up to on it's adventures? What kind of food does it eat?
-  Sing along to the song 'A Lotta Axolotl'.
-  Host an axolotl themed party.
-  Axolotls can only be found in one specific lake in the world. Why not go on a day trip and visit a lake local to you?
-  Set up a stall selling axolotl themed bakes such as cakes or biscuits. You could donate the money to a charity to help save endangered species.

Adventure Complete?

Reward your young adventurers with their Axolotl Challenge badge to mark their achievements! Head to the website to bag yours, download certificates and discover even more adventures!



Create a Keepsake!

Experienced adventure? Made memories? Then it's time to create a keepsake! Our Pawprint Family camp blankets are the perfect place to sew your badges and look back on them for years to come.



Personalise it!

Got your camp blanket? Then it's time to make it yours! Our alphabet badges are big, bright and bold...the perfect addition to your camp blanket, hoodies, bags and more. What will you personalise first?



Even More Rewards!

We're all about added value here at Pawprint Family. In addition to the 1000s of free activity ideas and resources you'll find loyalty stickers in every order and you can claim Children's University learning hours too!



Subscribe to the **Tribe News** for all the latest adventures direct to your inbox!

Scan me!

