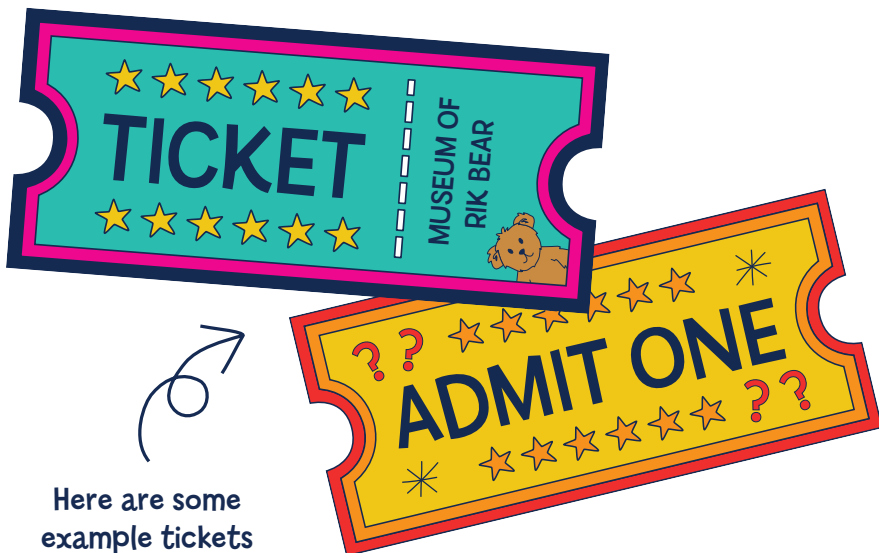



# Design Your Own Tickets

Use the blank space below to design your own tickets or use one of the pre-drawn templates on pages 2 - 3. Don't forget to design the back too! If you could have a ticket to anywhere or anything, where or what would you choose?



Here are some example tickets


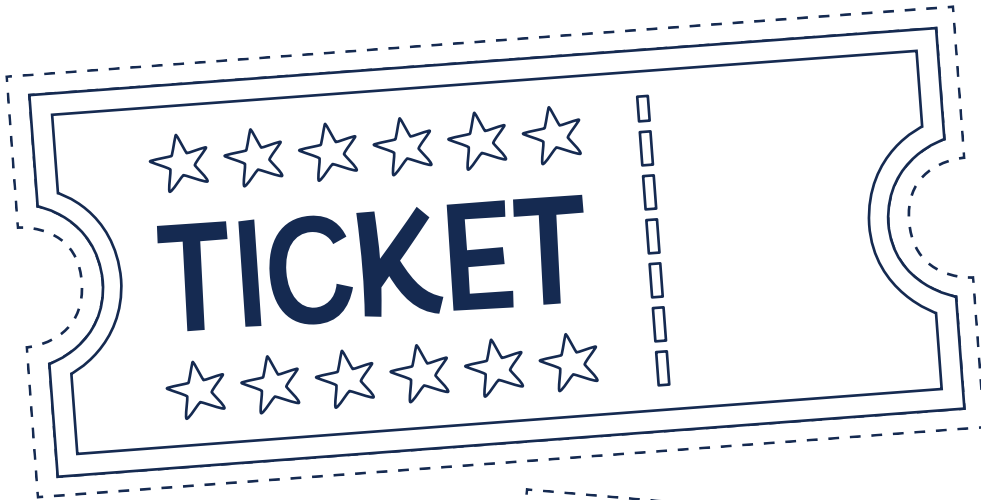


## Here's an Idea!

Why not put on your own event or exhibition and use your tickets to invite friends and family? Alternatively, you could give your tickets as a promise to do something for someone, like the washing up.

# Design Your Own Tickets - Page 2

Print this page for a pre-drawn ticket template - all you have to do is add a design and decorate your tickets with craft materials of your choice! Where or what can someone get to with one of your special tickets?

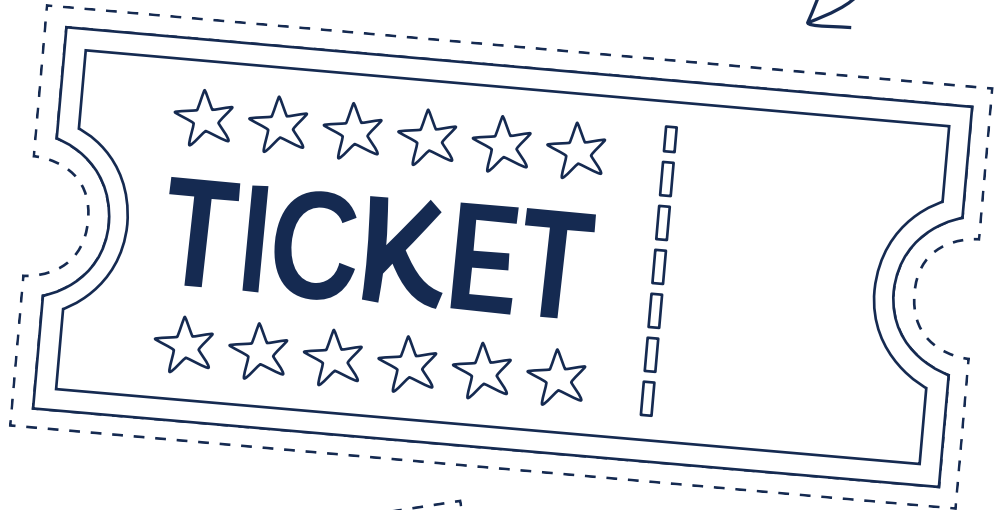



How much will your tickets cost?

Who are they for?



Which materials will you use to decorate yours?



How many tickets are available?



Don't forget to collect them in!





**Here's an Idea!**  
Why not decorate two templates, cut them out and stick them together to make your ticket double sided?



# Design Your Own Tickets - Page 3

Print this page for an easy ticket shape - all you have to do is add a design and decorate your tickets with craft materials of your choice! Where or what can someone get to with one of your special tickets?





How much will your tickets cost?

Who are they for?



Which materials will you use to decorate yours?



How many tickets are available?



Don't forget to collect them in!



**Here's an Idea!**  
Why not decorate two templates, cut them out and stick them together to make your ticket double sided?

