

Birthday Challenge



Happy birthday to you!

Blow up your balloons, wrap those presents and get ready to shout “SURPRISE!”. There’s nothing more exciting than celebrating a birthday, even if it’s not yours!

For even more programme ideas check out our ‘Birthday’ board over on www.Pinterest.com/PawprintFamily

#AdventureForAll
www.PawprintFamily.com

Meet the FAMILY

Hi there! We're Charlotte & Jamie, the husband and wife team behind the Pawprint Family and we believe in #AdventureForAll.

It's our mission to help leaders, teachers and parents save time by providing ideas and opportunities to help them deliver everyday adventure and skills for life. We do this through our family of brands; find out more below and head to the website for your next adventure!



PAWPRINT BADGES

Pawprint Badges provides thousands of free activity ideas and resources to help leaders, teachers and parents deliver fun and adventure.

Every activity helps you share skills for life and is linked to one of our pawesome embroidered badges. Build your collection and celebrate adventures, new skills and knowledge gained.

PAWPRINT TRAILS

Pawprint Trails are treasure-hunt style walks around locations in the UK. Solve puzzles, track down the answers and explore everything our great country has to offer.

From historical sights to popular culture discover something new or rediscover a love for where you live then collect the badge to remember your adventures!

Whether you're looking for the perfect addition to your next family holiday or a few hours of fun with friends; each trail can be completed in a few hours or extended with our activity suggestions in to a weekend or a week's worth of fun!

PAWPRINT TALES

Pawprint Tales are fully illustrated stories that can be enjoyed by the whole family. Join Alfie (our fox-red Labrador) on his adventures around the UK – solving puzzles, turning detective and making new friends. With twists and turns, every tale is an opportunity to discover new places, people and history without needing to leave the comfort of your own home.

Enjoy Pawprint Tales alongside your Pawprint Trails or as a standalone adventure!

PAWPRINT TRUST

Every brand in the Pawprint Family supports the Pawprint Trust with a percentage of profits from every sale providing grants to young people. We're passionate about enabling young people to access life changing adventures.

Share your adventures and join us over on our social channels for even more adventures and a nosy behind the scenes at Pawprint HQ!



@pawprintfamily



@pawprint_family

PAWPRINT BADGES

You can view the extended terms of use on our website
www.pawprintfamily.com/terms-conditions



Craft

**PAWPRINT
BADGES**



Make a 2D birthday card out of craft materials of your choice. For an extra challenge, have a go at making a 3D birthday card!



Design your very own birthday badge. Will it include balloons, confetti and presents like our Birthday Challenge Badge? Download the 'Birthday Badge Design Sheet' from our website for free!



Use our 'Birthday' Pinterest board to make your own pom pom party poppers. Add an extra level to this craft by making your own pom poms too.



Make a 'coming of age' keyring.

Why?

In Ireland, when you come of age, usually 21, you are given a key to the house you are living in to signify that you are an adult and can come and go as you please.



Assemble your own re-usable birthday bunting using felt sheets and string.



Paint a birthday cake and decorate it with glitter for an extra birthday sparkle. Can you use your body parts to create other wild and wonderful birthday cakes?



Create a piece of birthday candle artwork using washi tape and marker pens.



Cut balloon shapes out of card and use them to create a birthday-themed craft of your choice. You could attach string to the base and pin them up on the wall as birthday decorations, or cut them out into teeny tiny balloons to use as birthday confetti.



Minimise your wrapping paper waste by putting together a birthday collage of old wrapping paper strips.



Build a birthday piñata full of your favourite goodies!

Why?

Piñatas are traditional at Mexican fiestas. Usually filled with sweets, a piñata is a Papier-mâché figure that is whacked with a stick until it breaks open and the sweets spill out everywhere for everyone to enjoy.



Put together a balloon arch to use at a birthday celebration.



Design and make birthday invitations for your own birthday party/gathering or for someone else's. Maybe it'll be a surprise party? How exciting!



Food

**PAWPRINT
BADGES**



In Egypt, flowers and fruit are the main party decorations and are seen as symbols of life and growth. Try making some fruit decorations for a birthday event or gift your creation as a birthday present.



Bake a cake and decorate it as a birthday cake. Be extra creative and choose a theme for the cake, such as a 'safari' theme, with fondant safari animals, or a 'wild garden' theme with beautifully crafted icing flowers.



Try 'oto', fried sweet potato patties traditionally made for birthdays in Ghana.



Make Fairy Bread to enjoy on your own or share out at a children's party.

What?

Made from bread, butter/margarine and colourful sprinkles, Fairy bread is a fun birthday party nibble often eaten at children's birthday parties in Australia.



SURPRISE! Bake a funfetti surprise cake for a surprise birthday party. Pack your cake with sprinkles that spill out of the inside when you cut into it.



Enjoy a treat of your choice. Go on, it is your birthday after all!



Prepare a bowl of long life noodles with any other ingredients you wish to add and see how long you can slurp up one mouthful.

Why?

Typically Chinese people only celebrate their 1st, 10th, 60th, 70th and 80th birthdays, but they do still hold birthday traditions each year. The family will gather and enjoy slurping up of a bowl of long-life noodles. It is believed that a long slurp equals a long life for the birthday person.



Birthday parties are big in Brazil. Sometimes at celebrations there will be a sweets table with gift bags that guests can fill and take home. Put together your own dessert and sweet treats table to put out next time you are hosting for your friends or family.



Challenge your artistic abilities by constructing a birthday cake that looks like a birthday present.



Try baking a traditional birthday delicacy from a different country to yours. This could be a bowl of Seaweed Soup from South Korea, a Princess Cake from Sweden, or Mochi from Japan.



Make edible birthday slime! Check it out on our 'Birthday' Pinterest board.



Games

**PAWPRINT
BADGES**



When it's someone's birthday, it's a great excuse to play some party games, and who doesn't love a good game of musical chairs at a party?



Enjoy a balloon relay race!

How?

Players either place an inflated balloon between their knees and jump to the finish line, or players to choose their own way of moving to the finish line with their balloon - no hands allowed though!



Play Pass the Parcel - a great birthday party game that everybody knows.



Get competitive with some traditional party games like a sack race and an egg and spoon race. We definitely recommend boiling the eggs beforehand, otherwise things could get messy... it's no yolk.



Limbo - a classic. Take it in turns to shimmy underneath a raised pole, knees first. Anyone who touches the pole, with any part of their body, or puts their hands on the ground, is out!



Birthday Balloon Pop! Tie a length of ribbon to an air-filled balloon and attach one to each player's ankle. Players must compete to pop everyone else's balloon whilst not letting theirs get popped. The aim of the game is to be the last person standing with their balloon un-popped.

Did you know?

The song 'Happy birthday to you' was originally composed in 1893 by Patty Smith Hill and her sister Mildred Jane Hill. Patty, a teacher from Kentucky, and Mildred, a pianist/composer, originally wrote the song as a good morning song for the children in Patty's school. The lyrics were: "Good morning to you, Good morning to you, Good morning, dear children, Good morning to all." It wasn't until 1912 that the song suddenly appeared in a piano manufacturer's songbook with the birthday lyrics we all know so well.



Hold a birthday themed treasure hunt. Hide sweets/prizes that players have to find by solving a series of written clues. Make it simpler by assigning a party space and letting everyone find as many treats as they can.



Put together a birthday quiz with questions all about the birthday person!




A messy, but super fun, birthday game... Go head to head with a partner to find 5 gummy bears in a plate of whipped cream, using only their mouth. Each player must put their hands behind their back and remove each gummy bear to the side, one at a time. The first person to find all 5 wins.





Other


PAWPRINT
BADGES

 Open some presents or buy yourself a present, it's your birthday!!


 Try learning the song Las Mañanitas, the Mexican birthday song that was written in the 1950s. Similarly to 'Happy birthday', this birthday song is sung before birthday candles are blown out.

 Get messy and grease each other's noses with butter. It's a tradition in Canada for the birthday person's nose to be greased with butter in order to ward off bad luck. An odd tradition but a fun one nonetheless!


 Feliz cumpleaños! Joyeux anniversaire! Buon compleanno! Learn how to say 'Happy birthday' in other languages.


 It is tradition in Brazil that the birthday person is given the first piece of cake but doesn't keep it to themselves. Instead they give it to an important person in their life and it is a great honor to receive that piece of cake. Think about who you would give your piece of cake to. Why not write them a letter telling them why you would choose them? It would make their day!


 Spend precious time celebrating your birthday with family however you wish.


 Organise and throw a birthday party! This could be for you to celebrate your birthday or for someone else to celebrate theirs. You could use all of your tasty birthday treats from your food activities to celebrate.


 Celebrate your next birthday with birthday traditions from other countries.

 Create a scrapbook of old birthday cards that have been given to you. Then, when you're older or just need a pick me up, you can look back on each birthday and each person who sent you birthday wishes.

 Whether it's a numbered birthday song like '22' by Taylor Swift, or a classic like 'Happy birthday' by Stevie Wonder, listen to songs written about birthdays on your birthday!

 Write down every birthday memory you have and look back on all the good times you've had celebrating getting older.

 Depending on how old you are, do something you love everyday for that number of days. For example, if you're 18, you might listen to your favourite song everyday or eat 1 of your favourite treats everyday for 18 days.

 Write thank you letters to all of those people who have given you a present, card, or wished you happy birthday.

Adventure Complete?

Reward your young adventurers with their Birthday Challenge badge to **mark their achievements!** Head to the website to bag yours, download certificates and discover even more adventures!



Create a Keepsake!

Experienced **adventure**? Made **memories**? Then it's time to create a **keepsake**! Our Pawprint Family camp blankets are the perfect place to **sew your badges** and look back on them for years to come.



Personalise it!

Got your camp blanket? Then it's time to make it yours! Our alphabet badges are **big, bright and bold**...the perfect addition to your camp blanket, hoodies, bags and more. What will you personalise first?



Even More Rewards!

We're all about added value here at Pawprint Family. In addition to the 1000s of **free activity ideas** and resources you'll find **loyalty stickers** in every order and you can claim Children's University learning hours too!



Subscribe to the **Tribe News** for all the latest adventures direct to your inbox!

Scan me!

