

Owl Challenge



An Owl Challenge?! Keep talking, I'm owl ears...

Swoop into these owl-themed activity ideas and dig your talons into our free resources. It's time to take adventure to the nest level.

For even more programme ideas check out our 'Owl' board over on
www.PawprintFamily.com

#AdventureForAll
www.PawprintFamily.com

Meet the FAMILY

Hi there! We're Charlotte & Jamie, the husband and wife team behind the Pawprint Family and we believe in #AdventureForAll.

It's our mission to help leaders, teachers and parents save time by providing ideas and opportunities to help them deliver everyday adventure and skills for life. We do this through our family of brands; find out more below and head to the website for your next adventure!



PAWPRINT BADGES

Pawprint Badges provides thousands of free activity ideas and resources to help leaders, teachers and parents deliver fun and adventure.

Every activity helps you share skills for life and is linked to one of our pawesome embroidered badges. Build your collection and celebrate adventures, new skills and knowledge gained.

PAWPRINT TRAILS

Pawprint Trails are treasure-hunt style walks around locations in the UK. Solve puzzles, track down the answers and explore everything our great country has to offer.

From historical sights to popular culture discover something new or rediscover a love for where you live then collect the badge to remember your adventures!

Whether you're looking for the perfect addition to your next family holiday or a few hours of fun with friends; each trail can be completed in a few hours or extended with our activity suggestions in to a weekend or a week's worth of fun!

PAWPRINT TALES

Pawprint Tales are fully illustrated stories that can be enjoyed by the whole family. Join Alfie (our fox-red Labrador) on his adventures around the UK – solving puzzles, turning detective and making new friends. With twists and turns, every tale is an opportunity to discover new places, people and history without needing to leave the comfort of your own home.

Enjoy Pawprint Tales alongside your Pawprint Trails or as a standalone adventure!

PAWPRINT TRUST

Every brand in the Pawprint Family supports the Pawprint Trust with a percentage of profits from every sale providing grants to young people. We're passionate about enabling young people to access life changing adventures.

Share your adventures and join us over on our social channels for even more adventures and a nosy behind the scenes at Pawprint HQ!



@pawprintfamily



@pawprint_family











PAWPRINT BADGES

You can view the extended terms of use on our website
www.pawprintfamily.com/terms-conditions



Craft

**PAWPRINT
BADGES**

-  Pom Pom Predators. Get crafty with some yarn or wool and have a go at making some owl pom poms to hang as a keyring or on a garland. Check out our 'Owl' board on Pinterest for instructions on how to make your own.
 -  Transform your empty toilet roll tubes into mini owl sculptures. Fold two opposite sides of the tube top down into the centre slightly to create two pointy owl ears. Decorate your toilet roll tube with craft materials of your choice. Gluing on googly eyes will really make your owl stand out!
 -  Make your own waterproof, recyclable tin can owl to help the environment and spruce up your front porch or garden!
- How?**
Got an old metal soup tin left over from your lunch? Wash it out with warm soapy water and let it drip dry. This will be your owl's body. Whilst you're waiting, find out 2 jar lids of the same size and glue 2 bottle tops to the inside of the lids. These will be your owl's eyes! Once your tins are dry you can glue your eyes to your tin can body and voilà! Now you're ready to display your owl outside or hang it on a piece of string or ribbon!
-  Sew together an owl fabric finger puppet. Use fabrics and threads of your choice for this activity. Not sure how to get started? Head across to our 'Owl' Pinterest board for finger puppet inspiration and 'how to' videos.
 -  Paint one half of an owl's face on one side of some A4 landscape paper. Print your painting over to the other side of the page by folding the paper in half.
 -  Create a set of miniature rock owls. Choose a handful of stones (the bigger they are, the easier they will be to draw on), and transform them into teeny tiny owls using felt pens, permanent markers or paint.
 -  Paint a hand-print owl picture. Paint the body and face of an owl on paper free-hand (it might help to draw this out first) and then use your own painted hand prints as the owl's wings.
 -  Make 'Owl and the Pussycat' masks to wear whilst reading the famous poem. Download the free mask template resource from our website.
 -  Natur-owl decorations! Collect a few fir cones or pine cones from your local area, or buy some from the shop, and remodel them into owls. You could use leaves as the wings, or stones as the eyes.
 -  Make a feather garland. Use real or fake feathers of your choice and carefully thread your feathers onto string using a needle (you'll need the steady hand of a grown-up for this activity!)



Food

PAWPRINT
BADGES



Owl eyes are on you. Make some beady edible owl eyes. Carefully split Oreos in half so that one side of the biscuit holds all of the white filling. Place a round chocolate treat in the centre of the filling and do the same for the other eye. You can't waste the other biscuit side with no filling so you're going to have to eat it... what a shame.

Did you know?

Speaking of eyes, the pupils of an owl's eye have a wide range of adjustment, meaning they can allow little to lots of light through and therefore allow the owl to see well in all lights, even at night. Owl's also have three eyelids. The upper and lower eyelids close up and down when blinking and sleeping, whereas the third eyelid closes diagonally from the inner corner to the outer side in order to clean and protect the surface of the eye!



Eggs on toast? Sorry, **EYES** on toast! Cut a boiled egg in half and place both halves beside each other on some toast. Use black olives for the pupils and a small carrot for the beak and you've got yourself some owl eyes on toast!



Owls are often portrayed and drawn perched precariously the branches and twigs of trees. Enjoy (or don't enjoy) a pack of twiglets. I'm talon you, you either love them or you hate them.



Prepare a freshly chopped s-owl-ad. Use vegetables of your choice and place on a chopping board in the shape of these furry fliers.

Did you know?

Owls don't have any teeth, and therefore use their beaks to pick up and tear food apart. They also use their gizzard (a digestive organ) to digest what's edible, produce a pellet of anything that's not digestible, and regurgitate it. Thankfully humans don't do that...



Bake a tasty batch of pancake owls. Use the pancake as the owl's body and decorate with fruit of your choice to make your owl's face and wings. Bananas and blueberries are a great pairing for the eyes! Why not use half a strawberry for the wings of your owl too?



Did someone say chocolate?! Bake a chocolate cake and layer white and milk chocolate buttons over the top of each other to create the feathers on the belly of your owl. Why not use giant chocolate buttons for his wide eyes?



Owls enjoy tasty mice meals! Use half a strawberry and some strawberry laces to make mini mice and enjoy as an owl-standingly good snack.



Owl's have incredible eyesight that allows them to see in the dark! Enjoy a crunchy carrot snack... they help you to see in the dark, right?



Games

PAWPRINT
BADGES

Everyone knows the old saying 'as wise as an owl', but do you think you are? Test your knowledge in a general knowledge quiz of your choice to see how wise you really are!

Play a game of 'Sounds of the night'.

How?

Everyone stands in a circle. One person is chosen to stand in the middle of the circle and be blindfolded - they are the owl. Another person in the circle is selected as the mouse, and quietly rustles a piece of paper to entice the owl. The aim of the game is for the owl to tag the mouse by using their incredible hearing and hunting instincts, just like real owls do. Once the mouse is caught, they are now the new owl.

Wit woo, wit who? Listen to a variety of different owl calls online or in real life at an owl sanctuary. Try to identify as many different owl calls as you can. Do you know what a barn owl's call sounds like? What about a snowy owl?

Make your own set of Owl Trump cards using our free downloadable resource from our website. Choose a variety of species of owl to fill out your Trump card stack. Rate each species based on your own set categories. You could really get your talons into the categories and do some of your own owl research to use true facts on your character cards. Why not find out how fast each owl can fly, or discover how much each species weighs?

Switch out the fruit names in the game 'Fruit Salad' with different owl species instead (e.g. tawny owl, snowy owl, barn owl, etc.). When all owls have to swap places in the circle, the leader shouts "Parliament!" Why is that you wonder? A group of owls is called a parliament.

Complete a classic scavenger hunt in the dark. Make the game more challenging by only being able to pick up your 'meal' with a pair of tweezers, like an owl's talons, or with your mouth, like an owl's beak.

Why?



Most owls choose to hunt at night because that's when their senses are most heightened. Hunting in the dark helps owls hide from their prey, as they cannot be easily seen amongst the darkness of the trees, but this also helps them to hide from their own predators too.

Duck duck goose? Nope, play a game of Twit Twit Twoo! The players in the circle must run and chase the owl when they are patted on the top of the head and hear the sound 'Twoo'.



Other

PAWPRINT
BADGES

-  Owls are hunters and have to find and catch their prey to survive. When passing open water, owls will often swoop in and catch fish swimming close to the surface of the water. Why not go fishing in a local fishing-friendly spot?
-  On average, an owl can eat up to 4 small mice a night! Visit an old sweet shop and buy a bag of sugar mice to enjoy as a late night treat.
-  Watch an episode of PJ Masks and keep an eye out for Owlette. What are her special super powers? Are they the same talents that real owls display?
-  Read or listen to the classic poem by Edward Lear, *The Owl and the Pussycat*. Sing along to Owl's merry tune if you know the words! You could complete the mask craft activity and wear your masks to act out the poem instead.
-  Visit and watch the owls be cared for and fed at an Owl Sanctuary. Rutland Falconry and Owl Centre, the Owl & Bird Of Prey Sanctuary in Preston, and The Owl Sanctuary in Shropshire are just a few to name!
-  Find and watch an educational documentary about Owls to find out some owl-mazing facts. Hoot have thought it would be this much fun?!
-  An owl's feathers are helpful in their desire to blend in and be camouflaged when hiding from their prey. Paint your face with camouflaged face paint or create a camouflaged outfit to hide from your friends and family.
-  Read or enjoy listening to the story *Owl Babies* by Martin Waddell. Don't have access to the book right now? Watch the picture animation on Youtube instead. Would you be as brave as the owl babies in the dark woods at night?
-  Head out on your own Owl Prowl during twilight to see if you can spot or hear any owls in your local area. An evening stroll between 6pm and 9:30pm might be a great time to spot these sneaky predators. Go on, it'll be a hoot!
-  Owls can balance carefully on the tiniest of twigs and remain completely still! Test your balance, co-ordination and concentration by practicing some yoga. Why not go owl out and have a go at the Owl yoga pose whilst you're at it?
-  Discover how many different species of owl there are in the world and where they are located. Why not mark them on a map or find them on a globe?
-  Go on a feather hunt, searching for different feathers in a local park or forest. Once you return home, use books and websites to try and identify who the feather belongs to. They might not all be owl feathers, but you'll be able to show your family and friends that you're a know-it-owl.

Adventure Complete?

Reward your young adventurers with their Owl Challenge badge to mark their achievements! Head to the website to bag yours, download certificates and discover even more adventures!



Create a Keepsake!

Experienced adventure? Made memories? Then it's time to create a keepsake! Our Pawprint Family camp blankets are the perfect place to sew your badges and look back on them for years to come.



Personalise it!

Got your camp blanket? Then it's time to make it yours! Our alphabet badges are big, bright and bold...the perfect addition to your camp blanket, hoodies, bags and more. What will you personalise first?



Even More Rewards!

We're all about added value here at Pawprint Family. In addition to the 1000s of free activity ideas and resources you'll find loyalty stickers in every order and you can claim Children's University learning hours too!



Subscribe to the **Tribe News** for all the latest adventures direct to your inbox!

Scan me!

