

# Make your own Badgevent Activity Cards - Pg 1

Print and cut out the blank Badgevent activity cards to write your own festive-themed activities to swap out and put into your 24-Day Badgevent calendar.



Print out multiple of page 1, page 2 and page 3 (as many times as you like) to create a bank of blank activity cards for your Badgevent calendar.



## How do I make my own activity cards?

1. Print out this page and the following pages.
2. Cut out each activity card by cutting along the solid line that goes all the way around the front and back of the activity card.
3. Write your own festive activity on each activity card.
4. Fold along the dashed line that travels down the middle of the card, so that both coloured sides face outwards.
5. Glue the inside of the card together (the white backs of the card should be glued together).
6. Swap out the pre-made activity cards for one of your homemade activity cards!

**Here's an Idea!**  
Why not use these templates to write your own activity cards and fill up your 12-Day calendar?!



# Make your own Badgeevent Activity Cards - Pg 2

.....

.....

.....

.....

.....

.....

.....

.....


.....

.....



## Games

 PAWPRINT BADGES



.....

.....

.....

.....

.....

.....

.....

.....


.....

.....



## Other

 PAWPRINT BADGES



.....

.....

.....

.....

.....

.....

.....

.....


.....

.....



## Craft


 PAWPRINT BADGES




# Make your own Badgeevent Activity Cards - Pg 3



A green activity card template with a white rectangular area on the left containing ten horizontal dotted lines for writing. On the right, there is a white circle containing a green fork and knife icon. Below the icon, the word "Food" is written in a large, white, sans-serif font. At the bottom right, the "PAWPRINT BADGES" logo is displayed in white. The background is green with faint, repeating icons of various items like stars, dice, a clock, a bottle, and a cinnamon stick.



A purple activity card template with a white rectangular area on the left containing ten horizontal dotted lines for writing. On the right, there is a white circle containing a purple die icon. Below the icon, the word "Games" is written in a large, white, sans-serif font. At the bottom right, the "PAWPRINT BADGES" logo is displayed in white. The background is purple with faint, repeating icons of various items like stars, dice, a clock, a bottle, and a cinnamon stick.



A teal activity card template with a white rectangular area on the left containing ten horizontal dotted lines for writing. On the right, there is a white circle containing a teal gear icon. Below the icon, the word "Other" is written in a large, white, sans-serif font. At the bottom right, the "PAWPRINT BADGES" logo is displayed in white. The background is teal with faint, repeating icons of various items like stars, dice, a clock, a bottle, and a cinnamon stick.

