

Gingerbread Challenge



Sugar, spice and all things nice!

Head inside to spice up your life at any time of year, not just over the festive season. Don't approach this challenge gingerly, get stuck in!

For even more programme ideas check out our 'Gingerbread' board over on www.Pinterest.com/PawprintFamily

#AdventureForAll
www.PawprintFamily.com

Meet the FAMILY

Hi there! We're Charlotte & Jamie, the husband and wife team behind the Pawprint Family and we believe in #AdventureForAll.

It's our mission to help leaders, teachers and parents save time by providing ideas and opportunities to help them deliver everyday adventure and skills for life. We do this through our family of brands; find out more below and head to the website for your next adventure!



PAWPRINT BADGES

Pawprint Badges provides thousands of free activity ideas and resources to help leaders, teachers and parents deliver fun and adventure.

Every activity helps you share skills for life and is linked to one of our pawesome embroidered badges. Build your collection and celebrate adventures, new skills and knowledge gained.

PAWPRINT TRAILS

Pawprint Trails are treasure-hunt style walks around locations in the UK. Solve puzzles, track down the answers and explore everything our great country has to offer.

From historical sights to popular culture discover something new or rediscover a love for where you live then collect the badge to remember your adventures!

Whether you're looking for the perfect addition to your next family holiday or a few hours of fun with friends; each trail can be completed in a few hours or extended with our activity suggestions in to a weekend or a week's worth of fun!

PAWPRINT TALES

Pawprint Tales are fully illustrated stories that can be enjoyed by the whole family. Join Alfie (our fox-red Labrador) on his adventures around the UK – solving puzzles, turning detective and making new friends. With twists and turns, every tale is an opportunity to discover new places, people and history without needing to leave the comfort of your own home.

Enjoy Pawprint Tales alongside your Pawprint Trails or as a standalone adventure!

PAWPRINT TRUST

Every brand in the Pawprint Family supports the Pawprint Trust with a percentage of profits from every sale providing grants to young people. We're passionate about enabling young people to access life changing adventures.

Share your adventures and join us over on our social channels for even more adventures and a nosy behind the scenes at Pawprint HQ!



@pawprintfamily



@pawprint_family



PAWPRINT BADGES

You can view the extended terms of use on our website
www.pawprintfamily.com/terms-conditions





Craft

**PAWPRINT
BADGES**

-  Mix up a batch of gingerbread play dough. Make a normal batch of play dough, but instead of adding food colouring, add spices such as ginger, nutmeg and cinnamon for that sweet gingerbread scent.
-  Although you may not be able to bake the world's largest gingerbread man, you can have a go at drawing a life-size gingerbread person at home! Grab a few large pieces of brown craft paper and join them together in a long strip. Working with a partner, one person draws around the other whilst they lie down on the paper. To finish, decorate your giant gingerbread man with craft materials of your choice.





Why?

The world's largest gingerbread man was made by the IKEA staff in Oslo, Norway in 2009. Their gingerbread cookie weighed a total of 1,435 pounds, and it was baked in one piece!

-  Create your very own gingerbread ornaments. They don't have to be gingerbread men, they can be any shape you like! Once you've finished baking them, why not display them in your home or attach them to a beautiful ribbon ready to hang on the tree when Christmas arrives?
-  Build a gingerbread house and decorate with delicious sweetie delights!

Did you know?



The tradition of baking and decorating gingerbread houses began in the early 1800s in Germany. Similarly, the medieval town of Dinkelsbühl in Southern Germany is referred to as a real-life gingerbread town with its peach and orange coloured buildings. Just imagine if you could actually eat the buildings...

-  Construct a gingerbread village out of real gingerbread. Don't have enough gingerbread at home? Why not recycle old cardboard to build your village instead and then decorate each house to look like gingerbread buildings?
-  Make some character puppets from the 'The Gingerbread Man' story. Draw your characters on paper, decorate, cut out and stick to lollipop sticks. You could even sew the characters or make them out of recycled materials.
-  Are you a keen crochet-er? Have a go at crocheting a gingerbread style ornament or piece to display in your home. From crocheted gingerbread men to crocheted gingerbread trains. The opportunities are endless!
-  Paint a picture of your choice with gingerbread scented paint. To make your paint, simply mix crushed or powdered ginger, cinnamon and brown paint together until smooth and then paint away.







Food

**PAWPRINT
BADGES**

-  Have a go at baking some basic gingerbread cookies. Use cookie cutters to punch out a variety of gingerbread shapes and bake them in the oven.
-  You can't complete the Gingerbread Challenge without baking your own batch of gingerbread people from scratch! Find a recipe of your choice online or head over to our 'Gingerbread' board on Pinterest for some inspiration.
-  Make a no-bake gingerbread cheesecake to share with friends or family. Not only will it bake your day, it's a piece of cake... Literally.
-  Whip up a gingerbread martini mocktail full of gingery goodness.



How?

Dip the rim of your drinking glasses into a small amount of molasses and then into crushed up gingerbread crumbs. Set them aside and mix milk, vanilla, brown sugar, molasses, ginger, nutmeg and cinnamon in a cocktail shaker for 30 seconds. Stir ginger beer into the milk mix and pour into each glass. Head over to Pinterest for the full recipe.

-  Have you got a waffle iron lying around un-used? Spice up your life with some easy-to-make gingerbread waffles for a tasty breakfast snack.
-  A little bit of spice topped with something nice. Make a spicy gingerbread cake and top it with a sweet treat of your choice. A perfect warm dessert to enjoy with vanilla ice cream, whipped cream or custard on a cold chilly night.
-  Try baking some gingerbread bars with cream cheese frosting instead. Find the recipe on our Pinterest board or search for your own.
-  Make some traditional German Lebkuchen.

Why?





Lebkuchen are sweet treats and cookies traditionally baked in Germany at Christmas time. These baked goods are sometimes known as 'German gingerbread' and are often made using warm, festive spices such as cinnamon, cloves and nutmeg.

-  Do you have gingerbread left over from one of the activities above or from the festive period? Don't let it go to waste! Turn it into a gingerbread milkshake and top with whipped cream and crushed up gingerbread crumbs.
-  Gingerbread bark. Melt out a large bar of chocolate (milk, white or dark) and sprinkle broken gingerbread pieces over the top. Add other toppings of your choice and drizzle with even more chocolate before refrigerating. Once cold, break into non-uniform shards and they're ready to eat!





Games

**PAWPRINT
BADGES**

-  Help the gingerbread man find his way back to his gingerbread house with our free downloadable Gingerbread Maze. Find it on our website.
-  Gingerbread man hide and seek. One person is the gingerbread man who hides, and the other player(s) takes on the role of the little old lady, little old man or the fox. They are the seeker and must seek out the gingerbread man.
-  Dress up your own gingerbread person with our free resource 'Gingerbread Mix Up'. Swap out t-shirts, dresses, shorts and shoes and dress your gingerbread people in different outfits for each day. Make a game of it and see who's gingerbread person can win the title of 'best dressed'.
-  Looking for a group activity? Play a group game of Gingerbread Guess Who!




How?

Cut out the gingerbread character cards and place all cards on the floor like a massive Guess Who board. Take it in turns to guess the leader's secret identity by asking 'yes' and 'no' questions that will whittle down the options. Why not draw your own gingerbread characters on A6 paper instead? You could even bake them out of a gingerbread cookie mix and decorate them with different features! Then you can eat them at the end too...

-  Play matching pairs with printed or baked gingerbread cookie shapes. Simply bake two of each shape and you're ready to play once they've cooled.
-  "You can't catch me I'm the gingerbread man!"

How?











A game of tag where the gingerbread man has to evade (not be eaten by) the little old woman and the little old man. Add more characters in, such as the pig, the cow and the fox for a more challenging game. Whoever manages to catch the gingerbread man wins!

-  The gingerbread spice taste test... Can you identify those spices used in gingerbread amongst those that aren't? Blindfolded, smell a variety of spices that are and are not in gingerbread and see how many you get right.
-  Break gingerbread men into their body parts and blindfold the players. Each player must take a body part from the pile and guess which body part they are eating by using all of their senses. The player who guesses the most body parts from their gingerbread man wins the game.
-  Gingerbread man beetle drive. Roll the dice and see how quickly you can draw or make your gingerbread. Check out our beetle drive resources online to create your own... but make sure it's gingerbread inspired!



Other

PAWPRINT
BADGES

-  If you live near the Lake District, take a trip to The Grasmere Gingerbread Shop to satisfy all of your gingerbread needs... It's said to be 'the world's best gingerbread' so it's definitely worth a visit!
-  Celebrate National Gingerbread Day on the 21st November with a friend or member of family. Why not complete some of the activities in this challenge pack to get into the spirit?!
-  Head over to The Museum of Architecture in London this January for the annual Gingerbread City display. The super detailed city will consist of intricately designed buildings such as farms, schools, and gardens, all made out of gingerbread. You can even join in with biscuit building workshops.
-  Make a wish! It is a Swedish tradition to place a gingerbread man in your hand and make a wish. After you have made your wish, you are supposed to break the gingerbread with the other hand - if your gingerbread breaks into three pieces then your wish is meant to come true.
-  Read or listen to the well-known story of 'The Gingerbread Man'. Why not make the puppets for your craft activity so that you can use them to act out or re-tell the story with a partner or a few friends?
-  Write or tell your own Gingerbread tale using characters and events of your choice. Maybe your main character will be a gingerbread dog that goes on a treasure hunt to find all of his gingerbread bones? If you don't fancy physically writing a story, you could always create a story map to plan out your characters and the plot of your tale instead.
-  Discover the history of gingerbread. Where did it originate from? How did gingerbread actually get its name? Was it always a festive family favourite?
-  A challenge for those who love patterns or maths. Try to create a gingerbread pattern that tessellates over and over again. Use cookie cutters to punch out your gingerbread shapes. Check out our Pinterest board for an idea of how it might look with gingerbread trees.
-  The gingerbread taste test. Buy a pack of gingerbread from a variety of local supermarkets and bakeries and taste each gingerbread biscuit individually. Rate the biscuits on taste, texture, presentation and price and decide upon the ultimate gingerbread champion!
-  Book onto and attend a gingerbread making workshop by yourself, with a friend or as a group. Not only will you gain new baking skills, you also get to enjoy the delicious taste of your gingerbread to take home with you.

Adventure Complete?

Reward your young adventurers with their Gingerbread Challenge badge to mark their achievements! Head to the website to bag yours, download certificates and discover even more adventures!



Create a Keepsake!

Experienced adventure? Made memories? Then it's time to create a keepsake! Our Pawprint Family camp blankets are the perfect place to sew your badges and look back on them for years to come.



Personalise it!

Got your camp blanket? Then it's time to make it yours! Our alphabet badges are big, bright and bold...the perfect addition to your camp blanket, hoodies, bags and more. What will you personalise first?



Even More Rewards!

We're all about added value here at Pawprint Family. In addition to the 1000s of free activity ideas and resources you'll find loyalty stickers in every order and you can claim Children's University learning hours too!



Subscribe to the **Tribe News** for all the latest adventures direct to your inbox!

Scan me!

