

Burns Night Challenge



Oidhche Bhlas Burns. It's that time again!

Another night of celebrations, another bunch of activity ideas... Get your kilts on, tune up your bagpipes and prepare your haggis, Burns Night is back!

For even more programme ideas check out our 'Burns Night' board over on www.Pinterest.com/PawprintFamily

#AdventureForAll
www.PawprintFamily.com

Meet the FAMILY

Hi there! We're Charlotte & Jamie, the husband and wife team behind the Pawprint Family and we believe in #AdventureForAll.

It's our mission to help leaders, teachers and parents save time by providing ideas and opportunities to help them deliver everyday adventure and skills for life. We do this through our family of brands; find out more below and head to the website for your next adventure!



PAWPRINT BADGES

Pawprint Badges provides thousands of free activity ideas and resources to help leaders, teachers and parents deliver fun and adventure.

Every activity helps you share skills for life and is linked to one of our pawesome embroidered badges. Build your collection and celebrate adventures, new skills and knowledge gained.

PAWPRINT TRAILS

Pawprint Trails are treasure-hunt style walks around locations in the UK. Solve puzzles, track down the answers and explore everything our great country has to offer.

From historical sights to popular culture discover something new or rediscover a love for where you live then collect the badge to remember your adventures!

Whether you're looking for the perfect addition to your next family holiday or a few hours of fun with friends; each trail can be completed in a few hours or extended with our activity suggestions in to a weekend or a week's worth of fun!

PAWPRINT TALES

Pawprint Tales are fully illustrated stories that can be enjoyed by the whole family. Join Alfie (our fox-red Labrador) on his adventures around the UK – solving puzzles, turning detective and making new friends. With twists and turns, every tale is an opportunity to discover new places, people and history without needing to leave the comfort of your own home.

Enjoy Pawprint Tales alongside your Pawprint Trails or as a standalone adventure!

PAWPRINT TRUST

Every brand in the Pawprint Family supports the Pawprint Trust with a percentage of profits from every sale providing grants to young people. We're passionate about enabling young people to access life changing adventures.

Share your adventures and join us over on our social channels for even more adventures and a nosy behind the scenes at Pawprint HQ!



@pawprintfamily



@pawprint_family

HOW TO: Use Your Expansion Pack

**PAWPRINT
BADGES**

This Expansion Pack accompanies the original Pancake Day Challenge. The activities from this pack can be used in addition to those from the original. As with our Challenge Packs it has been divided in to 4 sections and we recommend that the following number of activities are completed by each age group:

Age 3 - 5



Age 5 - 7



Age 7 - 11



Age 11 - 14



Age 14 - 18



Age 18+



Craft



Food



Games



Other





PICK

Leaders, Teachers & Parents

Award yourselves a badge for supporting your young adventurers in their activities!

TOP TIPS

-  Adapt activities as necessary to meet your needs.
-  Add your own activity ideas or develop them into projects.
-  Use what you have; don't buy in lots of new materials/equipment.
-  No need to send us evidence, responsible grown-ups decide when the badge has been earned.
-  One challenge badge can take as long as you like; from a few hours to days or even a full term!

Terms of Use

By downloading or purchasing this resource you agree to our terms of use as outlined below. As a husband and wife team we work hard to keep all of our resources and activity ideas available free of charge; we can only do this with your help.

Please Do	You May Not
Use this resource with your young adventurers.	Redistribute or sell this resource in any way, shape or form.
Direct people to this resource online by sharing our website links.	Upload this resource to a website for download.
Tell your friends/family/colleagues about us!	Copy or modify any part of this resource to share with others either for free or for sale.
Share photos of you enjoying your adventures with us on social media.	Use any text, graphics, content or fonts without our written permission.






If you are unsure or have any questions about these terms of use please email
info@pawprintfamily.com

You can view the extended terms of use on our website
www.pawprintfamily.com/terms-conditions









Craft

PAWPRINT
BADGES

-  'O my Luve is a red, red, rose'. Burns' poem 'A Red, Red Rose' is all about the immortality of love. Make a rose using a craft method of your choice and give it to someone you love. Why not crochet the rose, or create a rose collage?
-  Robert Burns used to live on, and maintain, a farm with his brother Gilbert in Mossgiel. Create a miniature model of a farm using materials of your choice.
-  Haggis splatter painting. Draw out the shape of a haggis onto some paper, splatter with brown coloured paints and then cut out your work of art!
-  Paint a tartan piece using masking tape (to get straight lines) and traditional Scottish colours. Don't forget to let each painted strip dry before painting over the top, otherwise your tartan pattern will become a tartan mess...
-  Believed to be native to the Scottish Highlands, the wild haggis is a fictional creature thought up by Scottish folklore. Draw, paint or construct your own fictional creature to live in your home town.








Food

-  Everyone loves something deep fried! Dig into a bunch of haggis bon bons. Enjoy as a little nibble before dinner or use as part of your Burns Night main.
-  Make your very own traditional Cranachan; a tasty Scottish dessert filled with layers of whipped cream, toasted oats and deliciously sweet raspberries.
-  Go veggie with a vegetarian haggis. It's said to be 'not so offal'. Get it?
-  Try a Scottish twist on an American dish and cook some Haggis burgers. They might not be a traditional Burns Night dish, but they sure do sound tasty...
-  Whip up a pan full of Scottish tattie soup full of potatoes, carrots, onion and more! If you're not sure where to start with making this winter warmer, head over to our 'Burns Night' board on Pinterest for recipe ideas and inspiration.
-  Use up all of your left over vegetables to make a crispy neeps an tatties cake or rosti. Find a recipe of your choice online.









Games

PAWPRINT
BADGES

-  Looking for a fun group game to get into the Scottish spirit? Play a game of 'tug o'war', it's a well-known favourite at the Highland Games.
-  Haggis nose rolling. Race against a partner to roll your haggis across the finish line first. The only rule is that you can't use any other body part to roll with, only your nose. If you don't have an actual haggis to use, you can use a ball instead, or even a pair of socks rolled into a haggis shape.
-  Put together a Burns Night quiz. Once you have 10 questions or more, quiz your partner or deliver your quiz to a group of guests at a Burns Night party!
-  Wang a welly as far as you can. Many people hold their own homemade mini Highland Games and choose their own events such as welly wanging, haggis hurling and sheaf tossing.
-  Hunt for the haggis! A scavenger hunt using a traditional Burns Night favourite. Make the game more challenging by racing against the clock.



Other

-  Think up your own Highland name using different Scottish names and words.
-  Listen to some popular bagpipe tunes. Some believe that 'Amazing Grace' is the most requested song played on the bagpipes. What would you request?
-  Learn the words to The Selkirk Grace. When all guests are seated at a Burns Night Supper, the host will usually read The Selkirk Grace, a prayer that is said to be recited before the haggis comes out.
-  Have a go at learning some Scottish slag or some old Scottish sayings. You'll be fitting in with the locals in no time!
-  Sing Auld Lang Syne - one of Robert Burns' most famous songs. It might not be New Year, but everyone's always up for a sing-song!
-  Write your own Burns Night menu and hold a supper for guests. Take inspiration from traditional Scottish delicacies or create alternative options.

Adventure Complete?

Reward your young adventurers with their Burns Night Challenge badge to mark their achievements! Head to the website to bag yours, download certificates and discover even more adventures!



Create a Keepsake!

Experienced adventure? Made memories? Then it's time to create a keepsake! Our Pawprint Family camp blankets are the perfect place to sew your badges and look back on them for years to come.



Personalise it!

Got your camp blanket? Then it's time to make it yours! Our alphabet badges are **big, bright and bold**...the perfect addition to your camp blanket, hoodies, bags and more. What will you personalise first?



Even More Rewards!

We're all about added value here at Pawprint Family. In addition to the 1000s of **free activity ideas** and resources you'll find **loyalty stickers** in every order and you can claim Children's University learning hours too!



Subscribe to the **Tribe News** for all the latest adventures direct to your inbox!

Scan me!

