

Winter Challenge



Rik Bear is bringing you the 6th in the collection!

This Challenge Pack contains lots of fun activities on a winter theme. So get those scarves and mittens on for a chilly winter adventure!

For even more programme ideas check out our 'Winter' board over on www.Pinterest.com/PawprintFamily

#AdventureForAll
www.PawprintFamily.com

Meet the FAMILY

Hi there! We're Charlotte & Jamie, the husband and wife team behind the Pawprint Family and we believe in #AdventureForAll.

It's our mission to help leaders, teachers and parents save time by providing ideas and opportunities to help them deliver everyday adventure and skills for life. We do this through our family of brands; find out more below and head to the website for your next adventure!



PAWPRINT BADGES

Pawprint Badges provides thousands of free activity ideas and resources to help leaders, teachers and parents deliver fun and adventure.

Every activity helps you share skills for life and is linked to one of our pawesome embroidered badges. Build your collection and celebrate adventures, new skills and knowledge gained.

PAWPRINT TRAILS

Pawprint Trails are treasure-hunt style walks around locations in the UK. Solve puzzles, track down the answers and explore everything our great country has to offer.

From historical sights to popular culture discover something new or rediscover a love for where you live then collect the badge to remember your adventures!

Whether you're looking for the perfect addition to your next family holiday or a few hours of fun with friends; each trail can be completed in a few hours or extended with our activity suggestions in to a weekend or a week's worth of fun!

PAWPRINT TALES

Pawprint Tales are fully illustrated stories that can be enjoyed by the whole family. Join Alfie (our fox-red Labrador) on his adventures around the UK – solving puzzles, turning detective and making new friends. With twists and turns, every tale is an opportunity to discover new places, people and history without needing to leave the comfort of your own home.

Enjoy Pawprint Tales alongside your Pawprint Trails or as a standalone adventure!

PAWPRINT TRUST

Every brand in the Pawprint Family supports the Pawprint Trust with a percentage of profits from every sale providing grants to young people. We're passionate about enabling young people to access life changing adventures.

Share your adventures and join us over on our social channels for even more adventures and a nosy behind the scenes at Pawprint HQ!



@pawprintfamily



@pawprint_family

PAWPRINT BADGES

You can view the extended terms of use on our website
www.pawprintfamily.com/terms-conditions










Craft

**PAWPRINT
BADGES**

-  Winter is cold! Make yourself a pair of mittens from an old jumper or wool garment.





How To!

Felt the wool jumper/garment you have by washing on a high heat in the washing machine. Place your hand on the bottom edge of the jumper, draw a mitten shape around your hand and cut out. Stitch the edges together with blanket stitch.

-  Paper cut some snowflakes to decorate your meeting place.
-  Build a snowman out of paper mache.
-  Sew a snowman from an old sock.
-  Create a life size igloo as a unit using old plastic milk bottles.
-  Make a menorah to celebrate Hanukkah and learn about a different faith.
-  Make campfire blankets/ponchos to keep yourself warm.
-  Learn to knit and knit a square for a blanket. Get together with friends and attach your squares together to make a blanket and send it to a local shelter to keep someone warm.

Here's an idea!



If you can't knit, learn how and keep it simple with garter stitch. If you can knit, learn how to pearl and have a go at stocking stitch or moss stitch. Get the leaders involved too and try to knit a different square each so every one is different.

-  Birds struggle to find food in the winter. Make a bird feeder using a plastic bottle and some dowels/wooden spoons (check out our Pinterest board for some ideas) and hang up for our feathered friends.
-  Make some winter selfie props (like mittens and a variety of Winter hats) then take lots of wintry selfies.
-  Have a go at 'ice painting' by freezing paint with water in ice cube trays then using them like crayons.
-  Create your own snow globes using recycled jam jars. Use cake toppers or make your own models using polymer clay and add them to your wintry, snow scenes.



Food

**PAWPRINT
BADGES**

-  Help support your local food bank by collecting food and visiting them to see what they do.
-  Make some polar bear paw cupcakes.





How?

Cover in white icing, add small and large chocolate buttons for the pads of the paw then dip the cake in desiccated coconut to make the white fur.

-  When it's cold outside there's nothing nicer than a steaming cup of hot chocolate. Have a go at making your own hot chocolate stirrers.




What?

Get some ice cube trays or small, plastic shot glasses. Melt chocolate and pour it into the moulds. Set a lolly stick into the centre of each one and top with your favourite things. Mini marshmallows and fudge cubes are our favourites!

-  Make a selection of warm and filling soups.
-  Make a stew using seasonal meat and veg. Try to use things you haven't cooked with before.
-  Have a go at making your own ice slush.
-  Have a cooking competition within your group. Form teams and make a dish using ingredients selected by the leaders.

For Leaders...



With younger groups you might want to provide recipe cards and an adult per team to supervise. With older groups select ingredients that obviously make a dish but don't provide a recipe and for Explorers or Senior Section grab mystery ingredients and let them get creative...just be prepared to try the results!

-  Make s'mores. Toast them on the campfire or try making them as a tray bake layering up chocolate digestives and marshmallows and popping them in the oven.
-  Make seasonal fruit crumble and enjoy with steaming custard.
-  Bake your own bread to enjoy with a warming winter soup...is there anything nicer than the smell of freshly baked bread?






Games

**PAWPRINT
BADGES**

-  Have a snowball fight. If you don't have any real snow try newspaper.
-  Play the chocolate game.





How?

Place a large bar of chocolate on a tray in the centre of the circle with a knife and fork. You also need wintry dressing up items like a hat, scarf, gloves/mittens. Each person rolls the dice in turn, when someone rolls a 6 they must move to the centre of the circle, put on all the fancy dress items and then begin cutting the chocolate up an eating it square by square until the next person rolls a 6 and takes over.

-  Play 'Fruit Salad' but swap the fruits for: Icicle, Snowball, Snowflake and Ice and for 'Fruit Salad' shout 'Winter'. Alternatively play the game and make up your own names.
-  Go sledging! If you don't have an real snow, head to an indoor snow-dome or make a grass sledge instead!
-  Play winter 'splat'.

How?

One person stands in the centre of the circle and is the 'shooter', everyone else stands around them in a circle. When the 'shooter' shoots someone, they shout 'Snowball'. The person they shoot must duck down to miss the snowball and the two people on each side of them are then in a race to shoot the other first shouting 'Ice'. The person who gets shot first is then out. If the first person fails to duck down, they then are out and must sit down. The final 2 people standing must stand back to back and pace away from each other on the shooters count. When the shooter shouts snowball they must turn around and shoot shouting 'Ice'. The winner is the last person standing.

-  Play 'Hibernating Hedgehogs' based on the game sleeping lions.
-  Go indoor skiing. In teams everyone places their left foot on one long ski and their right foot on another. Have races to see which team can get across the room the fastest.
-  Guess the items trapped in the ice. Leaders: freeze a variety of items into large blocks of ice and have your young people guess the items. Make sure your items won't get damaged by water!
-  Create your own ice rink from a frozen baking tray of water and play ice hockey with a button and lolly sticks.







Other

PAWPRINT
BADGES

-  Find out about animals that hibernate in the winter or birds that migrate.


Here's an Idea!

Why not invite someone to bring some of these animals to your meeting place so you can meet them in real life instead of just researching them. Alternatively in your patrols/groups research different animals and then do a presentation on what you found out for the rest of your unit.

-  Find out about the winter solstice, what is it and who celebrates it?
-  Take a trip ice skating.
-  Visit your local ski slope and have a go skiing or snowboarding.
-  Find out about different energy sources: which are the most eco friendly and what are the alternatives to coal?




Why?

In winter people like to stay in by the fire, mostly burning coal or wood...what are the alternatives? You could take a trip to your local power station to find out more!

-  Making sure your car is ready for winter is important to avoid accidents. Invite your local mechanic to your unit to find out how to check your car is winter ready and learn some basic vehicle checks.

Leaders!

This is a great activity for older groups, particularly when you have learner drivers and young people who have just passed their driving test.

-  Watch Jack Frost or another winter/snowy film...our favourite is Disney's Frozen. Let it go, let it go...!
-  Find out about different winter celebrations including Hanukkah. What is it and how is it celebrated?
-  Fancy a bigger challenge? Take a trip to Our Chalet or Kandersteg Guiding/Scouting world centres in Switzerland. Visit in the Winter months and you'll find a whole lot more snow fun!
-  Grow your own 'snowflake' with a fun science experiment looking at how salt crystals form; check out our Pinterest board for some ideas and how-tos.

Adventure Complete?

Reward your young adventurers with their Winter Challenge badge to mark their achievements! Head to the website to bag yours, download certificates and discover even more adventures!



Create a Keepsake!

Experienced adventure? Made memories? Then it's time to create a keepsake! Our Pawprint Family camp blankets are the perfect place to sew your badges and look back on them for years to come.



Personalise it!

Got your camp blanket? Then it's time to make it yours! Our alphabet badges are big, bright and bold...the perfect addition to your camp blanket, hoodies, bags and more. What will you personalise first?



Even More Rewards!

We're all about added value here at Pawprint Family. In addition to the 1000s of free activity ideas and resources you'll find loyalty stickers in every order and you can claim Children's University learning hours too!



Subscribe to the **Tribe News** for all the latest adventures direct to your inbox!

Scan me!

