

Virtual Jurassic Adventure



Ready to explore England's only natural World Heritage Site?

In partnership with our friends at Twinkl Home Ed we're taking a trip to the Jurassic Coast...are you ready to dig deep through Earth's history?

For even more programme ideas check out our 'Jurassic' board over on www.Pinterest.com/PawprintFamily

#AdventureForAll
www.PawprintFamily.com

Meet the FAMILY

Hi there! We're Charlotte & Jamie, the husband and wife team behind the Pawprint Family and we believe in #AdventureForAll.

It's our mission to help leaders, teachers and parents save time by providing ideas and opportunities to help them deliver everyday adventure and skills for life. We do this through our family of brands; find out more below and head to the website for your next adventure!



PAWPRINT BADGES

Pawprint Badges provides thousands of free activity ideas and resources to help leaders, teachers and parents deliver fun and adventure.

Every activity helps you share skills for life and is linked to one of our pawesome embroidered badges. Build your collection and celebrate adventures, new skills and knowledge gained.

PAWPRINT TRAILS

Pawprint Trails are treasure-hunt style walks around locations in the UK. Solve puzzles, track down the answers and explore everything our great country has to offer.

From historical sights to popular culture discover something new or rediscover a love for where you live then collect the badge to remember your adventures!

Whether you're looking for the perfect addition to your next family holiday or a few hours of fun with friends; each trail can be completed in a few hours or extended with our activity suggestions in to a weekend or a week's worth of fun!

PAWPRINT TALES

Pawprint Tales are fully illustrated stories that can be enjoyed by the whole family. Join Alfie (our fox-red Labrador) on his adventures around the UK – solving puzzles, turning detective and making new friends. With twists and turns, every tale is an opportunity to discover new places, people and history without needing to leave the comfort of your own home.

Enjoy Pawprint Tales alongside your Pawprint Trails or as a standalone adventure!

PAWPRINT TRUST

Every brand in the Pawprint Family supports the Pawprint Trust with a percentage of profits from every sale providing grants to young people. We're passionate about enabling young people to access life changing adventures.

Share your adventures and join us over on our social channels for even more adventures and a nosy behind the scenes at Pawprint HQ!



@pawprintfamily



@pawprint_family

A Big Hello from

Twinkl Home Ed!

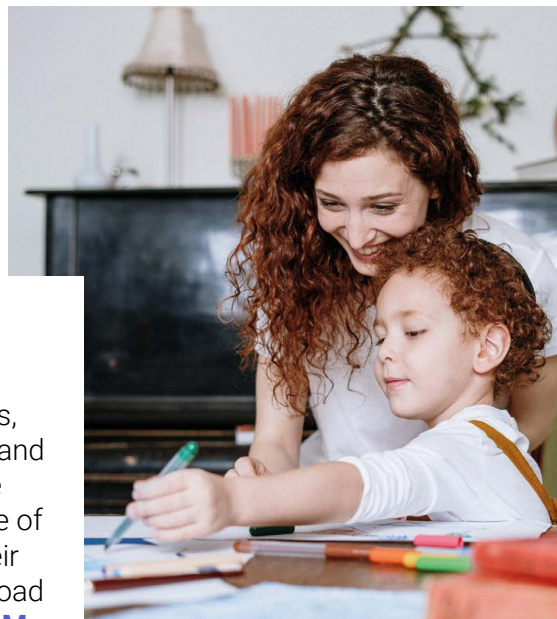
Who are we?

We are a team within Twinkl Educational Publishing dedicated to helping, supporting and inspiring Home Educating families. Most of us are also Home Educating parents!

What do we do?

We do as much as we can to help Home Educating families.

We make resources based on suggestions from our members, run themed weeks, competitions and initiatives on social media and we help our members take advantage of the huge range of possibilities their Twinkl subscriptions offer. Download our [Home Educators' Interactive Map](#) for an overview of everything we do, complete with quick, clickable links.



Where can I find out more?

If you want to know more about how Twinkl Home Ed can help your Home Ed family, head over to Twinkl and download the [Home Ed Membership Guide](#)!



Why Pawprint Family?

We're delighted to be heading off with Pawprint Family on another Virtual Adventure to earn another beautiful, embroidered badge. We already know lots of our Twinkl members love using our resources to work towards the tasks in the Pawprint Challenge Packs so we make a great team!

Find out more about our Virtual Jurassic Adventure on the next page!

Where can you find us?

Browse our selection of 900,000+ resources at www.twinkl.co.uk.



We're together on your Home Ed Journey!

Virtual Jurassic Adventure

What is the Virtual Jurassic Adventure?

A Virtual Adventure is a different approach to a traditional learning project. By following a story-based format, it takes you and your children on an exciting, interactive journey along south-west England's Jurassic Coast. Along the way, you will collect fossils, explore geological features and meet prehistoric creatures - as well as the odd pirate!




During your exhilarating journey, you will

- Sail along a 95-mile stretch of the Devon and Dorset coastline, learning about the fascinating things you may encounter.
- Imagine what it is like to go beachcombing and fossil-collecting on the beaches of south-west England.
- Virtually visit many famous landmarks, learning about the geological processes that formed them
- Encounter prehistoric animals.
- Learn about local history and folklore.

Buckets and spades at the ready?

Welcome to the Jurassic Coast.

Download your free pack [here!](#)



PAWPRINT BADGES

[illegible]

Craft



Food



Games



Other



Award yourselves a badge for supporting your young adventurers in their activities!

- Adapt activities as necessary to meet your needs.
- Add your own activity ideas or develop them into projects.
- Use what you have; don't buy in lots of new materials/equipment.
- No need to send us evidence, responsible grown-ups decide when the badge has been earned.
- One challenge badge can take as long as you like; from a few hours to days or even a full term!





Please Do	You May Not
Use this resource with your young adventurers.	Redistribute or sell this resource in any way, shape or form.
Direct people to this resource online by sharing our website links.	Upload this resource to a website for download.
Tell your friends/family/colleagues about us!	Copy or modify any part of this resource to share with others either for free or for sale.
Share photos of you enjoying your adventures with us on social media.	Use any text, graphics, content or fonts without our written permission.

You can view the extended terms of use on our website
www.pawprintfamily.com/terms-conditions






Craft

PAWPRINT
BADGES

-  Create your own fossils and make plaster casts of objects.
-  Scelidosaurus (the dinosaur on your badge) was an armoured dinosaur. Have a go at making your own dinosaur armour.
-  You can see dinosaur footprints at Keates Quarry in Swanage. Make a set of dinosaur footprints from paper and create your own dino trail.
-  Make model dinosaur bones or models of fossils using materials of your choice. Why not take a trip to see some specimens for real and use them as inspiration.





What?

Salt dough is fun for all ages and is super simple to make, why not mix up a batch for your models or get creative with play-dough or other modeling materials?

-  Papier-mâché a dinosaur egg and decorate it however you like using materials of your choice. Don't fancy papier-mâché? Why not decorate an egg shaped stone or an egg shell?
-  Echinoderms are the 'stars' of the marine world and you can find many beautiful examples of intricately-patterned fossils along the Jurassic coast. Create your own patterned echinoderm using our Five Star Fossil resource.
-  Collage a habitat from photos or magazines. Play with scale and mix up your plants to create a new habitat for dinosaur toys or your own illustrations.

Why?





The Jurassic Coast looks very different now to how it would have been when dinosaurs roamed Britain; from the baking deserts of the Triassic period (252 - 201 million years ago), through the tropical sea of the Jurassic period (201 - 145 million years ago) and into the forests and swamps of the Cretaceous period (145 - 66 million years ago).

-  Build your own model of the Jurassic Coast and explore the landscape of this dramatic coastline.
-  Plant a terrarium with ferns to create your own Jurassic habitat at home.
-  Make a set of dinosaur feet for your Dino Dash game.
-  Discover some of the fossils you can find around the country and then create your own amazing creatures, either as a model, draw or collage.









Food

**PAWPRINT
BADGES**

-  Bake some dinosaur feet biscuits or savoury bites to make your own edible dinosaur trails like the ones that can be found at Keates Quarry.
-  You've heard of fondant fancies, now make your own fossil fancies! Fancy petit fours that look like fossils.
-  Make your own dino-s'mores! Ok, so they're just s'mores but maybe you can enjoy them after a day of fossil hunting?
-  Go edible fossil hunting.



How?

Create your own fossils from fondant or chocolate and hide them in edible soil made from blended cream-filled chocolate biscuits.

-  The Scelidosaurus was a herbivore, as were many of the dinosaurs that inhabited the Jurassic Coast. Make a vegan dish, suitable for a herbivore.
-  Baryonyx had a 31cm claw on their thumb which they used to hook fish from the water. Grab a cocktail stick to skewer your own fish bites.
-  Cook a fish recipe, suitable for a Baryonyx.
-  Do an experiment with bread and jelly sweets to see how fossils are formed. Check out our Pinterest board for some ideas.
-  Bake your own dinosaur bone bread sticks and enjoy with a Jurassic dip!
-  Set a Jurassic jelly.

How?




Set dinosaur toys in a layered jelly to show how the animals, plants and insects became trapped to form fossils. Why not use different colours of jelly to show the different rock types and periods of the Jurassic Coast's history?

-  Roll some Ammonite swirls, will you make yours savoury or sweet? Simply spread your chosen fillings on a layer of puff pastry before rolling up to form a sausage and slicing to reveal Ammonite-like swirls.
-  Build a layered cake or dessert to show the different periods of the Jurassic Coast. Can you build different flavours in to your cake/dessert to reflect the climate of the location at the time? What colours will you use? Share your desserts with us on socials...we love seeing your photos!





Games

PAWPRINT
BADGES

-  Diplodocus were around 27 metres in length. Take a trip to your nearest park and see how long it would take you to walk, run, crawl and plod (like a dinosaur) that distance.
-  Baryonyx had a hooked claw to hook fish, have a go at your own fishing game using our free resource.
-  Mary Anning is believed to have inspired the tongue twister, *She Sells Sea Shells*. Try saying it as fast as you can. How do your skills compare to your friends and family?





What?

She sells seashells on the seashore, the shells she sells are seashells, I'm sure. For if she sells seashells on the seashore, then I'm sure the shells she sells are seashells for sure!

-  Create your own Jurassic trump card game using our free resource. Do your research and compare dinosaurs that lived on the Jurassic Coast. How will you rate them?
-  How fast can you uncover the fossils in a Dino-Dig?

What?















Either set some toys in a salt-dough style mix or hide them in a bucket of dirt. Smash your way into your 'rocks' to find the dinosaur toys as fast as you can or dig them out bran-tub style. Want a more messy alternative? Hide the toys in edible dirt and use only your mouth/face to dig those dinos out!

-  Play a wide-game in an open space and have a game of Jurassic Park! Find the dinosaurs that have escaped and hidden themselves around your local park/garden or green space.
-  Go on a dinosaur egg hunt or take part in a fossil hunting scavenger hunt to find all the tools and equipment you'll need to head off on your own paleontologist adventure!
-  *Dinosaur, Dinosaur, Where's Your Egg?* Have a game of Queen's Keys but this time it's a blindfolded mama-dino in the centre protecting her eggs. Creep around the outside of the circle, grab the eggs and get back to your spot without getting caught!
-  Have a Jurassic jump and test your agility. Set out different coloured dinosaur feet to make a jumping, hopping, twisting trail. Check out our Pinterest board for some ideas.



Other

**PAWPRINT
BADGES**

-  The Jurassic Coast's climate has transformed over time. Find out what it was like in the Jurassic period and see where in the world has a comparable climate. Take a look and see what life is like there and what animals and plants thrive in that climate.
-  During the Jurassic period the Jurassic Coast would have been a forest of ferns, grow and care for a fern.
-  Take a trip and discover the Jurassic Coast for yourself.
-  Visit a museum and see some fossils in real life.
-  Take a trip to see some dinosaur bones.
-  Enjoy some dino-snores and have a dinosaur/Jurassic themed sleepover.
-  There are around 21 types of dinosaur found in England, find out more about them. Why not share your discoveries with friends and family in an interactive way.
-  The Jurassic Coast is the first (and currently, only) natural UNESCO World Heritage Site in England and was inscribed in 2001. Plot where the coast is on a map and find out who UNESCO are. Are there any other World Heritage Sites near you?
-  Triassic, Jurassic and Cretaceous periods can be observed along the Jurassic Coast. Make a timeline of these periods and include the animals that would have lived during these times.
-  Experiment and see which kind of soil is best for forming cast fossils. Press objects into trays of sand, soil and a sand/soil mix. Gently remove the objects and fill any void left with plaster of Paris to create your 'cast fossil'. Leave the plaster to set and then compare your fossils to see which soil was best.
-  Watch Jurassic Park or another Jurassic themed film/documentary.
-  Check out all the tools for fossil hunting and what each one is used for. Head to discoveringfossils.co.uk/equipment for a good list.
-  Creatures like lobsters haven't changed for over 500 millions year. Check out some other animals that haven't changed so much.
-  Dacentrurus was the first Stegosaur ever discovered (characterised by plates along their spine). Decorate a dino-plate for your next dino-dinner!

Adventure Complete?

Reward your young adventurers with their Virtual Jurassic Adventure Challenge badge to **mark their achievements!** Head to the website to bag yours, download certificates and discover even more adventures!



Create a Keepsake!

Experienced **adventure**? Made **memories**? Then it's time to create a **keepsake**! Our Pawprint Family camp blankets are the perfect place to **sew your badges** and look back on them for years to come.



Personalise it!

Got your camp blanket? Then it's time to make it yours! Our alphabet badges are **big, bright and bold**...the perfect addition to your camp blanket, hoodies, bags and more. What will you personalise first?



Even More Rewards!

We're all about added value here at Pawprint Family. In addition to the 1000s of **free activity ideas** and resources you'll find **loyalty stickers** in every order and you can claim Children's University learning hours too!



Subscribe to the **Tribe News** for all the latest adventures direct to your inbox!

Scan me!

