

Trump Cards Template

Use these templates to create your own Trump Card game on any theme!

To make your cards:

1. Choose a colour and print your chosen templates on to thin card or printer paper then stick on to cereal box.
2. Choose a theme/topic and decide on a number of key figures, characters or animals within your topic. We'd recommend 10 as a minimum.
3. Write the title of the person, character or animal in the top 'Name/Title' box on each card.
4. Add a photo or draw a picture of them in the 'Photo/Picture' box.
5. Agree up to 5 skills or characteristics that all your people/characters/animals share and write these in the boxes below the picture.
6. Give each person/character/animal a score for each characteristic; you decide whether this is out of 5, 10, 100...it's up to you. Write their scores in the corresponding boxes next to each skill/characteristic.
7. Repeat, filling in the skills and ratings on each card until you have a deck.
8. Cut your cards out along the dashed lines and get ready to play.

PAWPRINT FAMILY	
Name/Title	
Photo/Picture	
Skill/Characteristic	Rating
Skill/Characteristic	Rating
Skill/Characteristic	Rating
Skill/Characteristic	Rating
Skill/Characteristic	Rating

To play:

1. The game is for 2 or more players. The aim of the game is to win the whole deck by choosing your best rating/score and trumping (beating) your opponent's cards.
2. Shuffle the cards and deal evenly to all players, placing the cards face down.
3. Hold your cards face up but only look at the top card.
4. The first player chooses their best statistic/rating from their top card (usually the highest number) and declares it, e.g. "Creativity: 9/10".
5. All other players read out the same statistic from their top cards. The player with the best or highest score wins and places all players top cards, including their own, on the bottom of their own pile. The winning player chooses the skill/characteristic for the next round.
6. If there is a tie between 2 or more cards then all cards are placed in the middle and the same player chooses again from their next card. The winner of that round also wins all the cards in the centre.
7. The winner is the first player to win the full deck of cards.
8. Players can gain advantage by playing frequently and learning which cards have better scores than others.

Large Pink Trump Cards

Suggested for ages 5 - 11

PAWPRINT FAMILY

PAWPRINT FAMILY

PAWPRINT FAMILY

PAWPRINT FAMILY

Large Orange Trump Cards

Suggested for ages 5 - 11

PAWPRINT FAMILY	

PAWPRINT FAMILY	

PAWPRINT FAMILY	

PAWPRINT FAMILY	

Large Yellow Trump Cards

Suggested for ages 5 - 11

PAWPRINT FAMILY	

PAWPRINT FAMILY	

PAWPRINT FAMILY	

PAWPRINT FAMILY	

Large Teal Trump Cards

Suggested for ages 5 - 11

PAWPRINT FAMILY


PAWPRINT FAMILY


PAWPRINT FAMILY


PAWPRINT FAMILY


Large Blue Trump Cards

Suggested for ages 5 - 11

 PAWPRINT FAMILY

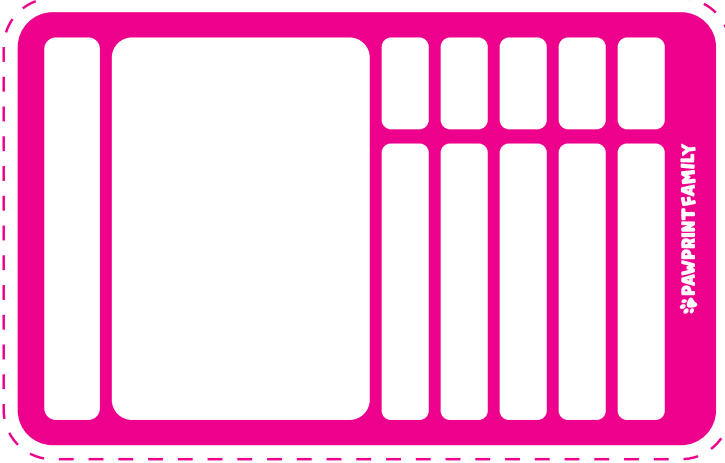
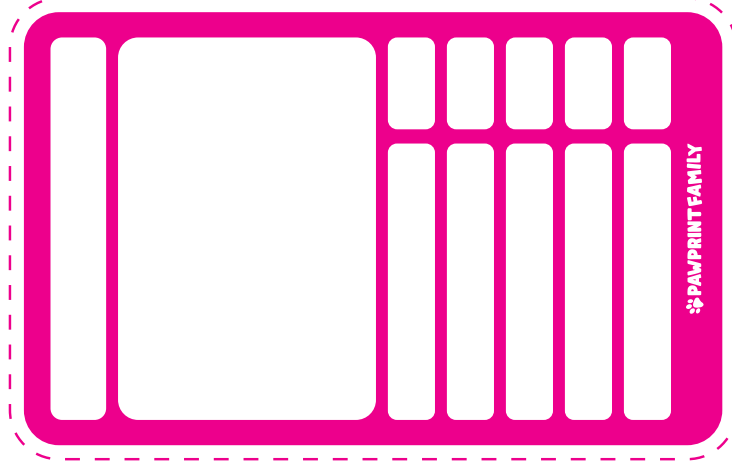


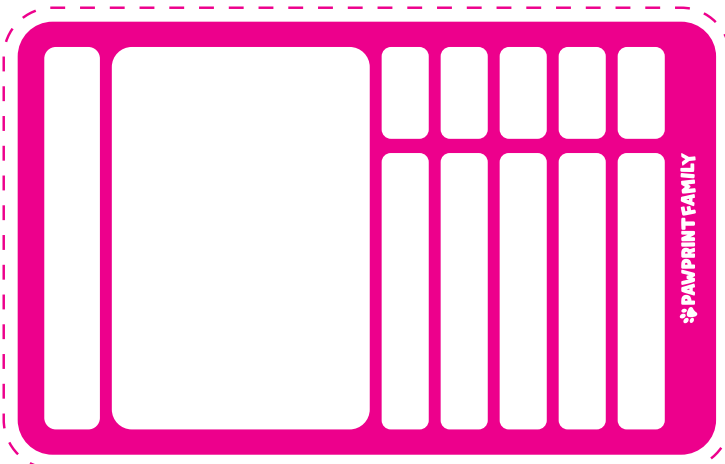



 PAWPRINT FAMILY

 PAWPRINT FAMILY

 PAWPRINT FAMILY

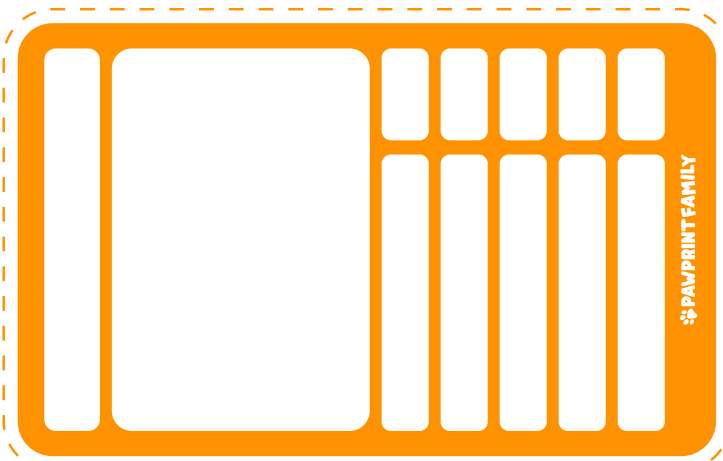
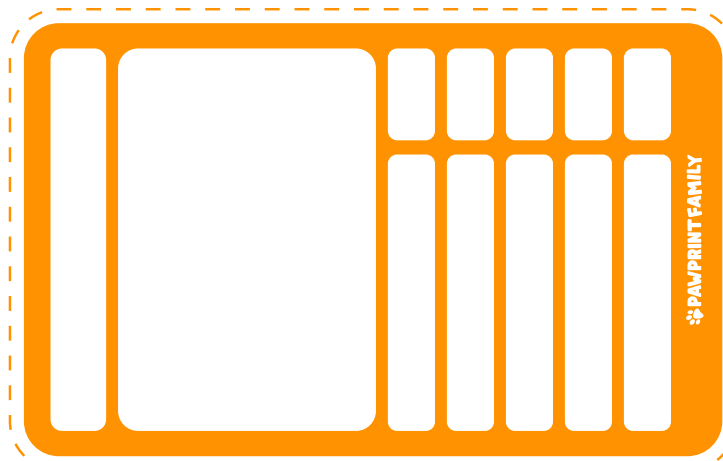
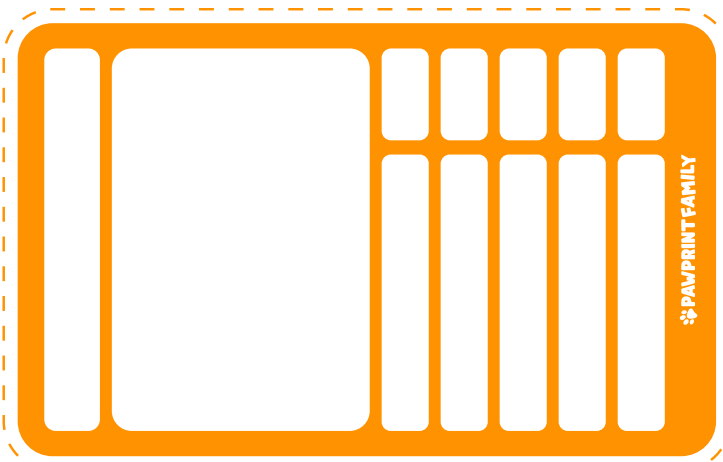
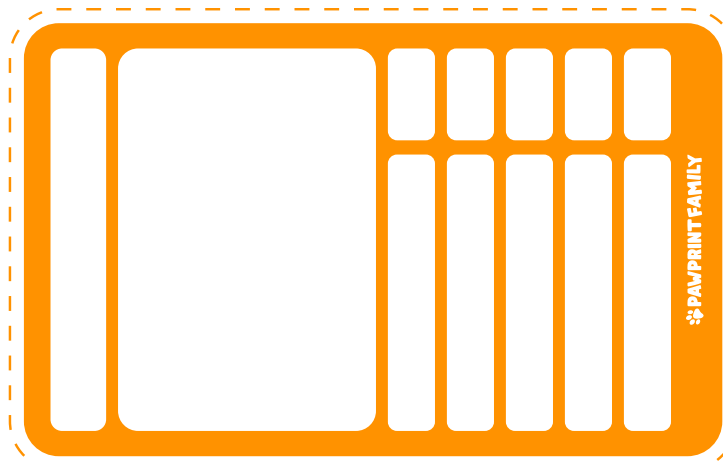
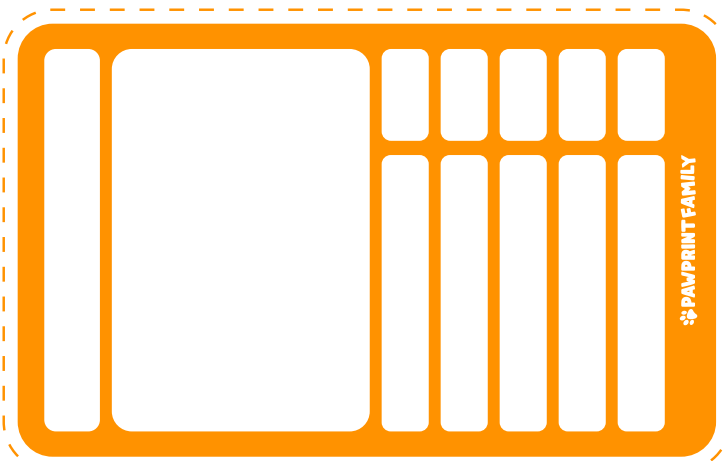
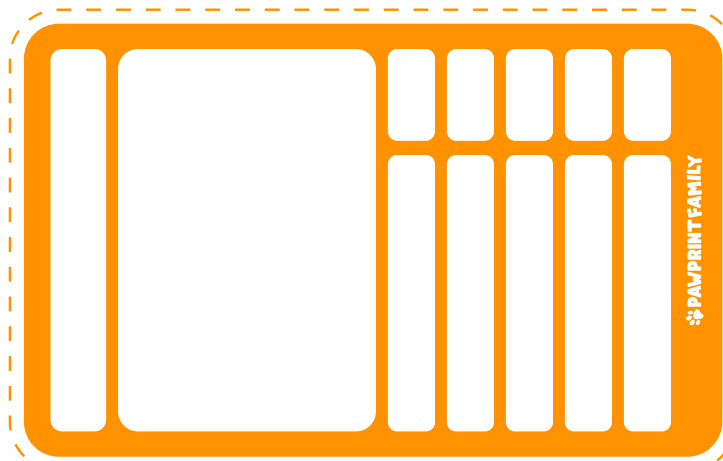
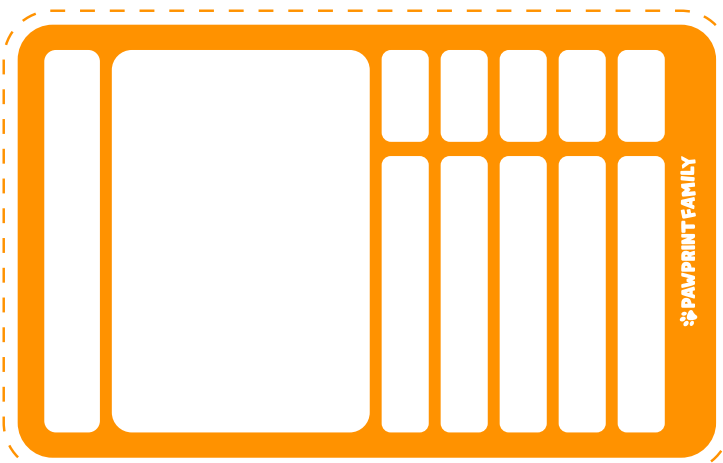
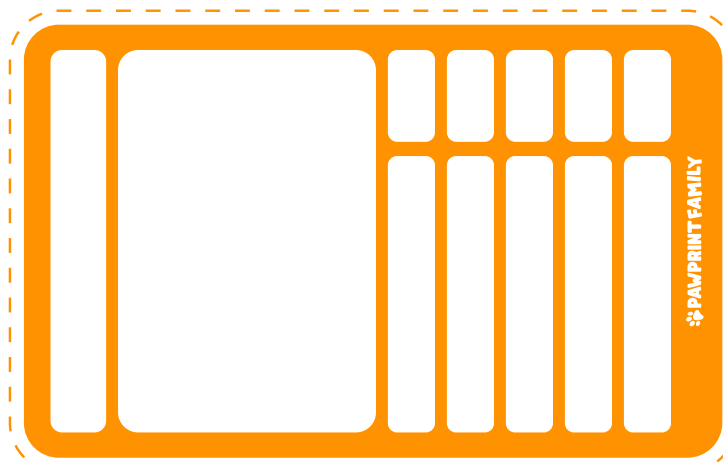
Small Pink Trump Cards

Suggested for ages 11+



Small Orange Trump Cards

Suggested for ages 11+



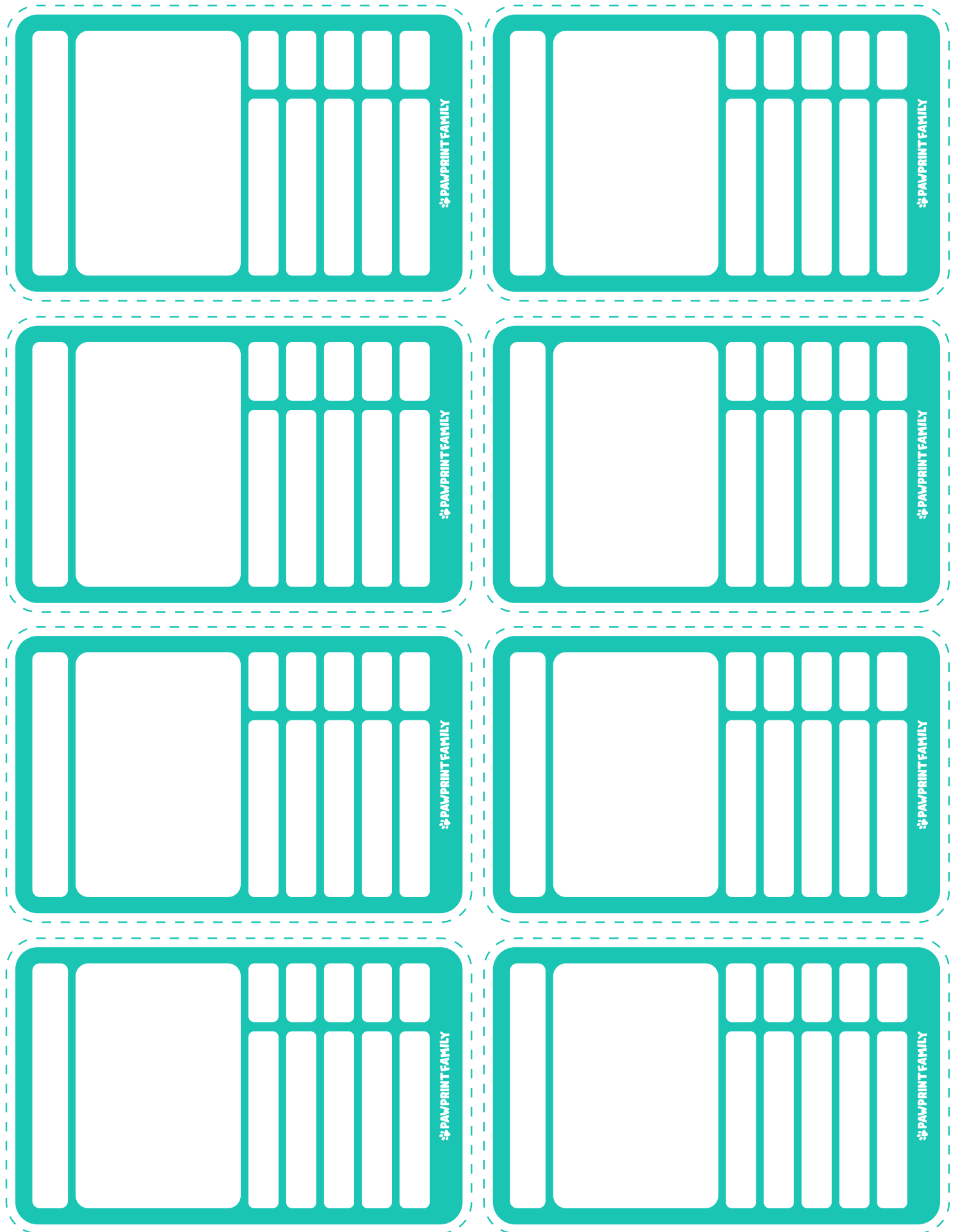
Small Yellow Trump Cards

Suggested for ages 11+

PAW/PRINT FAMILY

Small Teal Trump Cards

Suggested for ages 11+



Small Blue Trump Cards

Suggested for ages 11+

PAW/PRINT FAMILY

PawPrint Family

PAW PRINT FAMILY

PAWPRINT FAMILY