

**PAWPRINT
BADGES**

**Partnership
Pack**

The Snail and the Whale® Challenge



“The sea is deep and the world is wide”

Since it was first published in 2003, The Snail and the Whale has become a family favourite, celebrating friendship and adventure. Come sail with us?

For even more programme ideas check out our ‘Snail and Whale’ board over on www.Pinterest.com/PawprintFamily

#AdventureForAll
www.PawprintFamily.com

Meet the FAMILY

Hi there! We're Charlotte & Jamie, the husband and wife team behind the Pawprint Family and we believe in #AdventureForAll.

It's our mission to help leaders, teachers and parents save time by providing ideas and opportunities to help them deliver everyday adventure and skills for life. We do this through our family of brands; find out more below and head to the website for your next adventure!



PAWPRINT BADGES

Pawprint Badges provides thousands of free activity ideas and resources to help leaders, teachers and parents deliver fun and adventure.

Every activity helps you share skills for life and is linked to one of our pawesome embroidered badges. Build your collection and celebrate adventures, new skills and knowledge gained.

PAWPRINT TRAILS

Pawprint Trails are treasure-hunt style walks around locations in the UK. Solve puzzles, track down the answers and explore everything our great country has to offer.

From historical sights to popular culture discover something new or rediscover a love for where you live then collect the badge to remember your adventures!

Whether you're looking for the perfect addition to your next family holiday or a few hours of fun with friends; each trail can be completed in a few hours or extended with our activity suggestions in to a weekend or a week's worth of fun!

PAWPRINT TALES

Pawprint Tales are fully illustrated stories that can be enjoyed by the whole family. Join Alfie (our fox-red Labrador) on his adventures around the UK – solving puzzles, turning detective and making new friends. With twists and turns, every tale is an opportunity to discover new places, people and history without needing to leave the comfort of your own home.

Enjoy Pawprint Tales alongside your Pawprint Trails or as a standalone adventure!

PAWPRINT TRUST

Every brand in the Pawprint Family supports the Pawprint Trust with a percentage of profits from every sale providing grants to young people. We're passionate about enabling young people to access life changing adventures.


Share your adventures and join us over on our social channels for even more adventures and a nosy behind the scenes at Pawprint HQ!



@pawprintfamily



@pawprint_family



Welcome...

...to the wonderful world of *The Snail and the Whale*.

First published in 2003 by Macmillan Children's Books, this beautiful picture book written by Julia Donaldson and illustrated by Axel Scheffler is a favourite for so many families. The Snail and the Whale story encompasses values of bravery and friendship as it follows the journey of one small snail's adventure across the globe on the tail of a whale.

Together with Pawprint Family, we've created a challenge pack and badge that will get you exploring and enjoying all that the Snail and the Whale story and its characters have to offer. Activities are suitable for all ages to enjoy, whether you're meeting the characters for the first time or rediscovering their adventures.

www.magiclightpictures.com

The Snail and the Whale ©2003

Julia Donaldson & Axel Scheffler.

The Snail and the Whale word mark and logo are trade marks of Julia Donaldson and Axel Scheffler and used under licence. Licensed by Magic Light Pictures Ltd.



HOW TO: Use Your Challenge Pack



This Challenge Pack has been divided into 4 sections: Craft, Food, Games and Other. In order to help you provide a balanced and varied programme for your young adventurers we recommend that the following number of activities are completed by each age group:

Age 3 - 5						
Age 5 - 7		Craft	Food	Games	Other	PICK
Age 7 - 11	+					
Age 11 - 14	+					
Age 14 - 18	+					
Age 18+	+					

Leaders, Teachers & Parents
Award yourselves a badge for supporting your young adventurers in their activities!

TOP TIPS

- Adapt activities as necessary to meet your needs.
- Add your own activity ideas or develop them into projects.
- Use what you have; don't buy in lots of new materials/equipment.
- No need to send us evidence, responsible grown-ups decide when the badge has been earned.
- One challenge badge can take as long as you like; from a few hours to days or even a full term!

Terms of Use

By downloading or purchasing this resource you agree to our terms of use as outlined below. As a husband and wife team we work hard to keep all of our resources and activity ideas available free of charge; we can only do this with your help.

Please Do	You May Not
Use this resource with your young adventurers.	Redistribute or sell this resource in any way, shape or form.
Direct people to this resource online by sharing our website links.	Upload this resource to a website for download.
Tell your friends/family/colleagues about us!	Copy or modify any part of this resource to share with others either for free or for sale.
Share photos of you enjoying your adventures with us on social media.	Use any text, graphics, content or fonts without our written permission.

If you are unsure or have any questions about these terms of use please email
info@pawprintfamily.com

You can view the extended terms of use on our website
www.pawprintfamily.com/terms-conditions



Craft



**PAWPRINT
BADGES**

- ✧ In the story, the snail helps the children to save the whale. Design a poster to inspire people in your community to do something kind or helpful, just like the snail did. You could focus on protecting animals, caring for the environment, or supporting a good cause. Make your poster bright and eye-catching to show how small actions can make a big difference.
- ✧ *"Sometimes sunny and blue and warm, Sometimes filled with a thunderstorm"*
The weather can vary so much, even in just one day. Design your own weather tracker and draw symbols for sunny, rainy, cloudy, and stormy days.
- ✧ Create a shiny, silvery snail trail using materials such as glitter glue or metallic paint. Try making the trail loop and curl just like a real snail's path.

Here's an idea!


Why not make your snail trail into an important or special message for a friend or family member, just like the sea snail did in the story?

- ✧ The snail and the whale travel to many amazing places on their adventures, from 'towering icebergs and far-off lands' to 'fiery mountains and golden sands'. Imagine you are on your own journey around the world and create postcards to send to a friend or family member. Use your postcards to share all of the exciting sights and stories from your adventures!
- ✧ Have a go at creating a wave science experiment using a jar or clear bottle.

How?

Start by deciding on your container and then fill it about halfway with water. Add a few drops of blue food colouring, then pour oil into the container until it's almost full, leaving just a little space at the top. Ensure the lid is on tightly, then gently move the container to create your very own ocean waves.

- ✧ Make a sea snail out of salt dough and give it a colourful shell with decorations of your choice.
- ✧ Craft fish, whales, and snails from paper, felt, or cardboard, then hang them from a stick or hanger to make your own moving ocean scene.
- ✧ Learn how to draw your favourite sea creature.
- ✧ Build a lighthouse out of junk model materials. You could even put a battery powered tealight in the top to make it even more realistic!





Food



**PAWPRINT
BADGES**

- ★ Bake some cookies shaped like snails. Use a spiral pattern for the shell and decorate with icing or chocolate to bring each snail to life.
- ★ Create your very own edible oceans in a cup. Layer blue jelly for the sea, crushed biscuits for the sand, and add some gummy sea creatures as a finishing touch.
- ★ Fix up some whale shaped sandwiches using fillings of your choice.
- ★ Bake something delicious that has a spiral pattern, just like a snail's shell, such as cinnamon rolls, cheese pinwheels, or Swiss roll.

Did you know?


There are over 40,000 different species of snails! Each one has its own unique shell, with a variety of patterns, shapes, sizes, and colours!

- ★ Recreate a scene of your choice from *The Snail and the Whale* using food.
- ★ Mix blue food colouring into lemonade with a splash of coconut water to create a sparkling ocean mocktail. Perfect for a sea themed party!
- ★ *"This is a rock as black as soot"*
Make some delicious rock cakes and add black food colouring so that they resemble the sooty rock described in the story.

How?

Start by preheating your oven to 180°C/160°C/Gas 4, then line a baking tray with baking paper. Mix together 225g of self-raising flour and 75g of caster sugar with 1 tsp of baking powder in a bowl. Then, use your fingers to rub in 125g of cubed unsalted butter until the mixture looks like breadcrumbs. In a separate bowl, beat 1 egg, 1 tbsp of milk, 2 tsp of vanilla extract and half a teaspoon (you can add more if needed) of black food colouring. Add the wet mixture to the dry and stir until combined and it creates a thick dough. Place spoonfuls of the mixture onto your baking tray, making sure to leave space between each cake. Bake for 15-20 minutes and enjoy!

- ★ The sea snail in the story just wants to travel and see the world. Try some different cuisines from around the world. You could even host an 'around the world' themed buffet for friends, family or members of your group.
- ★ Inspired by the snail's silvery trail writing, create an edible message for someone special. You could pipe white icing onto a chocolate cake or swirl tomato ketchup across a plate to spell out important words.






Games

**PAWPRINT
BADGES**

- ★ *"Come sail with me."*
Make your own boats using materials of your choice, then race them with friends in a bath, sink, or pool. The boat that reaches the finish line first is the winner.

- ★ Take part in a Slow Snail Race.



How?

Each player starts by making their own paper snails (this could also be added to your Craft challenge), then attaches a piece of string so that they can hold it and pull it along. Players place their snails on the starting line and move them toward the finish line as slowly as possible, but they cannot stop completely. The last snail to cross the finish line is the winner. Slow and steady really does win this race!

- ★ *"Be quiet! Don't wriggle! Sit still! Stay put!"*
Play a game of musical statues. Don't forget, when the music stops, stay as still as you possibly can!
- ★ The snail longs to sail all over the world. Can you name a country for each letter of the alphabet? Challenge yourself to see how many you can list. Why not compete with a friend?
- ★ Challenge a friend or family member to a letter reveal game.

How?

Inspired by the snail's important messages in *The Snail and the Whale*, one person chooses a word or short phrase and reveals one letter at a time on a board or piece of paper. The other players or teams must watch carefully and try to guess the word or message as soon as they can. The first to figure it out wins!

- ★ *"Where stripy fish with feathery fins
And sharks with hideous toothy grins
Swam around the whale
And the snail on his tail"*




Enjoy a game of Sharks vs Fish. Split into two teams, one team are the sharks and the other team are the fish. Fish need to try and race across the room or garden and get to the other side without being caught by the sharks. To win, sharks need to linger in the middle and tag a fish by its fin to 'catch' it.

- ★ It is estimated that there is £43.3 billion worth of treasure buried under the sea and more than 95% of the world's oceans are as yet undiscovered! Get discovering your own treasure in your very own treasure hunt!



Other

**PAWPRINT
BADGES**



- ★ *"The sea is deep and the world is wide!"*
Write a list of all the places you would like to visit in the world one day.
- ★ Read *The Snail and the Whale* by Julia Donaldson and Axel Scheffler.
- ★ Watch the animated *The Snail and the Whale* film on BBC iPlayer (rated U).
- ★ *"And they sang to the sea as they all set sail
On the tail of the grey-blue humpback whale"*
Go on an adventure of your own. It could be a woodland walk, a countryside hike, or even a boat trip. As you travel, try singing along the way, just like the snail and the whale in the story! Singing makes the journey even better!

Did you know?

Male humpback whales are known for singing loudly and have a special 'voice box' that allows them to sing underwater. Their songs can last up to 30 minutes and include high-pitched squeals and whistles to low gurgles.

- ★ Make a list of all the small things and big things you can think of - from tiny snails to huge whales. You could include objects, animals, places or anything else that comes to mind.
- ★ Act out the story of *The Snail and the Whale*.
- ★ Take part in a beach clean-up and raise awareness of pollution in the ocean.
- ★ Take a trip aquarium or Sea Life Centre and check out some cool underwater creatures for real.

Did you know?

Our Snail and the Whale retail range of pins and patches are for sale in some of the Sea Life centres in the UK. Why not see if you can spot any on your adventures?

- ★ Visit the beach and have a go at surfing the ocean waves.
- ★ Get together with others in your community and create a recycled 'coral reef' from your plastic waste. Why not see if you can get your big art installed in a public location and raise awareness of plastic in our oceans.
- ★ *"This is the snail with an itchy foot"*
We know that snails don't actually have feet! Research what is meant by the term 'having itchy feet'.



Adventure Complete?

Reward your young adventurers with their Snail and the Whale Challenge badge to mark their achievements! Head to the website to bag yours, download certificates and discover even more adventures!



Create a Keepsake!

Experienced adventure? Made memories? Then it's time to create a keepsake! Our Pawprint Family camp blankets are the perfect place to sew your badges and look back on them for years to come.



Personalise it!

Got your camp blanket? Then it's time to make it yours! Our alphabet badges are big, bright and bold...the perfect addition to your camp blanket, hoodies, bags and more. What will you personalise first?



Even More Rewards!

We're all about added value here at Pawprint Family. In addition to the 1000s of free activity ideas and resources you'll find loyalty stickers in every order and you can claim Children's University learning hours too!



Subscribe to the **Tribe News** for all the latest adventures direct to your inbox!

Scan me!

