

# The Scarecrows' Wedding™ Challenge



**Harry loved Betty, and Betty loved Harry...**

Since 2014, The Scarecrows' Wedding has been warming hearts around the world with its story of love, teamwork, and one very eventful wedding day.

For even more programme ideas check out our 'Scarecrows' Wedding' board at [www.Pinterest.com/PawprintFamily](http://www.Pinterest.com/PawprintFamily)

**#AdventureForAll**  
[www.PawprintFamily.com](http://www.PawprintFamily.com)

# Meet the FAMILY

Hi there! We're Charlotte & Jamie, the husband and wife team behind the Pawprint Family and we believe in #AdventureForAll.

It's our mission to help leaders, teachers and parents save time by providing ideas and opportunities to help them deliver everyday adventure and skills for life. We do this through our family of brands; find out more below and head to the website for your next adventure!



## PAWPRINT BADGES

Pawprint Badges provides thousands of free activity ideas and resources to help leaders, teachers and parents deliver fun and adventure.

Every activity helps you share skills for life and is linked to one of our pawesome embroidered badges. Build your collection and celebrate adventures, new skills and knowledge gained.

## PAWPRINT TRAILS

Pawprint Trails are treasure-hunt style walks around locations in the UK. Solve puzzles, track down the answers and explore everything our great country has to offer.

From historical sights to popular culture discover something new or rediscover a love for where you live then collect the badge to remember your adventures!

Whether you're looking for the perfect addition to your next family holiday or a few hours of fun with friends; each trail can be completed in a few hours or extended with our activity suggestions in to a weekend or a week's worth of fun!

## PAWPRINT TALES

Pawprint Tales are fully illustrated stories that can be enjoyed by the whole family. Join Alfie (our fox-red Labrador) on his adventures around the UK – solving puzzles, turning detective and making new friends. With twists and turns, every tale is an opportunity to discover new places, people and history without needing to leave the comfort of your own home.

Enjoy Pawprint Tales alongside your Pawprint Trails or as a standalone adventure!

## PAWPRINT TRUST

Every brand in the Pawprint Family supports the Pawprint Trust with a percentage of profits from every sale providing grants to young people. We're passionate about enabling young people to access life changing adventures.

Share your adventures and join us over on our social channels for even more adventures and a nosy behind the scenes at Pawprint HQ!



@pawprintfamily



@pawprint\_family





Let's have a wedding,  
the best wedding yet,  
A wedding that  
no one will ever forget.



# Welcome...

...to the wonderful world of *The Scarecrows' Wedding*.

Since it was first published in 2014, *The Scarecrows' Wedding* has captured hearts with its beautiful tale of love, teamwork and adventure. Join Betty O'Barley and Harry O'Hay as they gather everything they need for the perfect wedding, with a few surprises (and one mischievous scarecrow) along the way.

Together with Pawprint Family, we've created a challenge pack and badge that will get you exploring and enjoying all that the Scarecrows' Wedding story, and its characters, have to offer. Suitable for all ages to enjoy; whether you're meeting the characters for the very first time or rediscovering their magic.

Enjoy the ride!



[www.magiclightpictures.com](http://www.magiclightpictures.com)

The Scarecrows' Wedding © 2014  
Julia Donaldson & Axel Scheffler.  
The Scarecrows' Wedding word mark and  
logo are trade marks of Julia Donaldson  
and Axel Scheffler and used under licence.  
Licenced by Magic Light Pictures Ltd.



# HOW TO: Use Your Challenge Pack

**PAWPRINT  
BADGES**

This Challenge Pack has been divided into 4 sections: Craft, Food, Games and Other. In order to help you provide a balanced and varied programme for your young adventurers we recommend that the following number of activities are completed by each age group:

<b>Age 3 - 5</b>									
<b>Age 5 - 7</b>									
<b>Age 7 - 11</b>					+				
<b>Age 11 - 14</b>					+				
<b>Age 14 - 18</b>					+				
<b>Age 18+</b>					+				

**Craft**

**Food**

**Games**

**Other**


**PICK**

## Leaders, Teachers & Parents

Award yourselves a badge for supporting your young adventurers in their activities!

## TOP TIPS

- Adapt activities as necessary to meet your needs.
- Add your own activity ideas or develop them into projects.
- Use what you have; don't buy in lots of new materials/equipment.
- No need to send us evidence, responsible grown-ups decide when the badge has been earned.
- One challenge badge can take as long as you like; from a few hours to days or even a full term!



## Terms of Use

By downloading or purchasing this resource you agree to our terms of use as outlined below. As a husband and wife team we work hard to keep all of our resources and activity ideas available free of charge; we can only do this with your help.

Please Do	You May Not
Use this resource with your young adventurers.	Redistribute or sell this resource in any way, shape or form.
Direct people to this resource online by sharing our website links.	Upload this resource to a website for download.
Tell your friends/family/colleagues about us!	Copy or modify any part of this resource to share with others either for free or for sale.
Share photos of you enjoying your adventures with us on social media.	Use any text, graphics, content or fonts without our written permission.





If you are unsure or have any questions about these terms of use please email  
[info@pawprintfamily.com](mailto:info@pawprintfamily.com)

You can view the extended terms of use on our website  
[www.pawprintfamily.com/terms-conditions](http://www.pawprintfamily.com/terms-conditions)






# Craft


**PAWPRINT  
BADGES**

-  Create a beautiful pink bouquet using coloured card or paper, inspired by Betty's wedding flowers.
-  Thread craft bells onto string to make a jangly necklace that's perfect for a celebration! *"Ring-a-ding ding!"*
-  Colour in your own party invitations using the free resource on our website.
-  Craft Harry O'Hay and Betty O'Barley puppets using lollipop sticks or wooden spoons and decorate them with felt, fabric, googly eyes and buttons.

Here's an idea!






Why not put on a show for friends or family to tell the story of The Scarecrows' Wedding?

-  Design a dream wedding collage using cut-outs from magazines, printed images, drawings, or any materials that spark your imagination.
-  Draw a special wedding portrait of Harry and Betty to give them the perfect picture to remember their big day.
-  Try your hand at ceramics and sculpt a jug, vase or cup.



Why?

In The Scarecrows' Wedding, Harry goes on an adventure to find water to keep their pink flower stalks wet. Once he had reached the *"lovely wet pool"*, he realised he needed something to carry the water in; *"A jug or a vase or a cup or a tin"*.

-  Put together your own scarecrow outfit. Why not complete the look by collaging, painting or colouring a scarecrow mask?
-  Turn a shoe-box on its side and create a mini 3D farm scene with scarecrows, animals, haystacks, and flowers using craft materials of your choice.
-  Fold or cut out paper doves and decorate them with peaceful messages or kind wishes for Harry and Betty's wedding day.
-  In the story, the geese each gave a feather to Harry and Betty to help create Betty's wedding dress. Draw a dress shape and use feathers to decorate and bring your design to life for a special party.
-  Make a paper plate crab by folding a painted paper plate in half and adding pipe cleaner legs and cut out claws.



# Food

**PAWPRINT**  
**BADGES**



*"Pink flowerzzz? Pink flowerzzz?"*

Bake some pink flower-shaped biscuits inspired by Betty's wedding bouquet.



Craft a harvest basket from paper, card, or recycled materials, then fill it with real or play-food treats like fruits, vegetables or edible flowers, just like Harry and Betty might gather from the farm.



Mix up a fresh fruit punch. Perfect for a wedding toast!



How?

Slice up some strawberries, an orange, and a lemon, then pop them into a large jug. Add 500ml of pineapple juice, 300ml of orange juice, and 300ml of lemonade. Finish it off with a handful of fresh mint leaves and a generous scoop of ice. Give it a stir, pour into glasses, and raise a toast to Harry and Betty!



Teamwork and cooperation are important themes in The Scarecrows' Wedding. Host a dinner party where each guest brings a different dish, just like all of the farm friends who helped make Harry and Betty's wedding so special. Together, you'll create a delicious feast that shows how everyone's unique contributions make the celebration even better.



Make a list of all of the foods you would want to eat at a wedding or party.



Make some edible haystacks.

How?

In a saucepan, gently melt 60g of butter with 120ml of honey or golden syrup over a low heat, stirring often to avoid burning. Once fully melted, remove from the heat and stir in 90g of breakfast cereal until everything is evenly coated. Spoon small piles of the mixture onto a baking tray lined with baking paper, shaping them into little 'haystacks'. Pop them in the fridge for about 30 minutes to set. Once firm, enjoy your delicious farm-inspired treat!



Design a wedding cake! What flavour will you choose and how will you decorate to make it fit for a scarecrow celebration?



Try making some edible wedding confetti using small pieces of rice paper, small pieces of dried fruit and sprinkles.



*"Harry loved Betty, and Betty loved Harry"*

Show somebody you love and care about them by cooking them their favourite meal or sweet treat.





# Games

**PAWPRINT  
BADGES**



Put a ring on it. Holding a skewer in your mouth and, without using your hands, pick up as many rings as you can (these could be metal washers, nuts or ring shaped biscuits). This game is recommended for older adventurers.



*"So the snail and the scarecrow  
set off on their way,  
but the snail was so slow..."*

Take on the slow snail challenge by completing mini tasks as slowly as possible without stopping completely.

For Leaders!

Some suggested challenges could be walking from one end of the room to the other, performing your best dance moves or even just something as simple as giving someone a high five. The slowest (but steadiest) player wins each round!



Join Harry and Betty on their quest to find everything on their wedding list by taking part in a Scarecrows' Wedding themed scavenger hunt using the free resource on our website.



Create your own board game inspired by The Scarecrows' Wedding story.



*"The farmer came by with a frown on his face,  
And he made a new scarecrow to take Harry's place."*  
Play Scarecrow Dress-Up Dash.

How?

Players split into two teams. Each team chooses one person to be the scarecrow. Place a pile of old clothes and accessories (e.g. hats, scarves, gloves, shirts, trousers etc) at the opposite end of the space. One at a time, players must run to the pile, grab one item of clothing, race back and dress their scarecrow. The first team to fully dress their scarecrow are the winners. Bonus points can be added if the team adds shredded paper or straw for hair and to stuff the sleeves!




The crab in the story helped Harry and Betty by finding them a shell necklace. Take part in a crab walk relay where you can only walk sideways.



One of the most important skills for being a good friend is learning to share, just like the animals did in the story when they each gave what they had to help Harry and Betty prepare for their wedding. Practice taking turns in a game or letting someone else have a go before you.



Play a game of Duck, Duck, Goose.






# Other

**PAWPRINT  
BADGES**

 Read *The Scarecrows' Wedding* by Julia Donaldson and Axel Scheffler.


 *"So they wrote down the Things they would Need on the Day"*  
Make a list of all of the things you think you would need to remember for a wedding day or special party celebration.


 Watch the animated *The Scarecrows' Wedding* film airing on BBC One this Christmas 2025, and after on BBC iPlayer.

 Visit a local farm and feed the animals.

 Take a trip to the seaside and collect some shells to use to make your own necklace, just like the one the crab bought for Betty and Harry in the story.

 Plant some flowers to use in a future wedding bouquet.


 Make your own scarecrow at home or in the garden, using recycled materials and old clothes. What name will you give to yours?


 *"I can sing lots of songs. I can dance, I can drive! I'm dashing! I'm daring! I'm cool as can be!"*  
Make a list of the things you are good at. It could be dancing, helping others or making people laugh. Celebrate your talents and what makes you, you!


 Discuss the ways you can help others, just like the animals helped Harry and Betty prepare for their wedding.


 Have a go at putting on your own performance of *The Scarecrow's Wedding* for friends and family.

 Getting married is also known as 'tying the knot', learn some new knots or teach a new knot to a friend.

 *"I can find you a field of pink flowerzzz!"*  
Visit a local flower farm such as a lavender or sunflower field for a beautiful day out surrounded by the bright colours of nature.

 Some of the themes of the book are teamwork and co-operation. What do these things mean to you? What do you think it means to work as a team?

 Plan a party for a friend or member of your family. Make sure it is the best party yet, the party *"that no one will ever forget!"*





# Adventure Complete?

Reward your young adventurers with their The Scarecrows' Wedding Challenge badge to mark their achievements! Head to the website to bag yours, download certificates and discover even more adventures!



# Create a Keepsake!

Experienced adventure? Made memories? Then it's time to create a keepsake! Our Pawprint Family camp blankets are the perfect place to sew your badges and look back on them for years to come.



# Personalise it!

Got your camp blanket? Then it's time to make it yours! Our alphabet badges are **big, bright and bold**...the perfect addition to your camp blanket, hoodies, bags and more. What will you personalise first?



# Even More Rewards!

We're all about added value here at Pawprint Family. In addition to the 1000s of **free activity ideas** and resources you'll find **loyalty stickers** in every order and you can claim Children's University learning hours too!



Subscribe to the **Tribe News** for all the latest adventures direct to your inbox!

Scan me!

