


Edwardians Challenge



Time to step into the 'Age of Elegance'...

From grand fashions and afternoon teas to the first airplane and invention of the teabag, this short but exciting period was bursting with new ideas.

For even more programme ideas check out our 'Edwardians' board over on www.Pinterest.com/PawprintFamily

#AdventureForAll
www.PawprintFamily.com

Meet the FAMILY

Hi there! We're Charlotte & Jamie, the husband and wife team behind the Pawprint Family and we believe in #AdventureForAll.

It's our mission to help leaders, teachers and parents save time by providing ideas and opportunities to help them deliver everyday adventure and skills for life. We do this through our family of brands; find out more below and head to the website for your next adventure!



PAWPRINT BADGES

Pawprint Badges provides thousands of free activity ideas and resources to help leaders, teachers and parents deliver fun and adventure.

Every activity helps you share skills for life and is linked to one of our pawesome embroidered badges. Build your collection and celebrate adventures, new skills and knowledge gained.

PAWPRINT TRAILS

Pawprint Trails are treasure-hunt style walks around locations in the UK. Solve puzzles, track down the answers and explore everything our great country has to offer.

From historical sights to popular culture discover something new or rediscover a love for where you live then collect the badge to remember your adventures!

Whether you're looking for the perfect addition to your next family holiday or a few hours of fun with friends; each trail can be completed in a few hours or extended with our activity suggestions in to a weekend or a week's worth of fun!

PAWPRINT TALES

Pawprint Tales are fully illustrated stories that can be enjoyed by the whole family. Join Alfie (our fox-red Labrador) on his adventures around the UK – solving puzzles, turning detective and making new friends. With twists and turns, every tale is an opportunity to discover new places, people and history without needing to leave the comfort of your own home.

Enjoy Pawprint Tales alongside your Pawprint Trails or as a standalone adventure!

PAWPRINT TRUST

Every brand in the Pawprint Family supports the Pawprint Trust with a percentage of profits from every sale providing grants to young people. We're passionate about enabling young people to access life changing adventures.

Share your adventures and join us over on our social channels for even more adventures and a nosy behind the scenes at Pawprint HQ!



@pawprintfamily



@pawprint_family

PAWPRINT BADGES

You can view the extended terms of use on our website
www.pawprintfamily.com/terms-conditions



Craft

**PAWPRINT
BADGES**

- 🍵 Pablo Picasso was an artist that, between 1901 and 1904, only painted in shades of blue and green. This was called 'Picasso's Blue Period'. Have a go at painting your own Picasso inspired masterpiece using blue and green paint.
- 🍵 The music of The Teddy Bears' Picnic was written in 1907 by John Walter Bratton. Make some bunting to decorate your home or meeting place ready for your very own teddy bear's picnic.

Did you know?

The first teddy bear went on sale in the USA on February 15th, 1903. It was created by Rose Michtom, the wife of shop owner Morris Michtom, and was inspired by the U.S president at the time, Theodore Roosevelt. Often referred to as 'Teddy' by friends and family, the president's nickname became the name of the bear.

- 🍵 At this time, people's lives were very different depending on their class. Make a poster, chart, or model that shows the class system and how each class lived, what they wore, and the kinds of jobs they did.
- 🍵 In true royal form, create your very own royal crown using recycled or craft materials. Don't forget to decorate it with jewels, glitter, feathers and anything else that makes it fit for a king or queen!
- 🍵 The Edwardian era is also often known as the 'Age of Elegance' due to the glamorous clothing such as long flowing dresses, lace, feathers and large hats. Use crafting materials such as cardboard, feathers, ribbon and lace to design and decorate your very own Edwardian-style hats or accessories.
- 🍵 Create a visual fact-file about King Edward VII, who ruled during the Edwardian era, between the years of 1901 and 1910.
- 🍵 Try your hand at sewing.

Why?



At school, girls were taught sewing and needlework as part of their curriculum because it was considered an important skill for daily life and future homemaking.

- 🍵 Royals and the rich often enjoyed lavish parties and balls. Design an invitation as if you were going to invite somebody to a special celebration.
- 🍵 Cars in the Edwardian era looked different from the ones that are driven today. Design your own Edwardian-style motorcar, thinking about features like large wheels, open seating and brass details.





Food

**PAWPRINT
BADGES**

-  The working class could only afford simple foods like bread, potatoes and vegetables. Try making a dish using one or all of these ingredients.
-  Ice cream parlors became popular during this time and was a special treat for those who could not afford it every day. Have a go at setting up your own pretend ice cream stall using paper cones, scoops made from play dough or cotton balls, and pretend toppings.






Did you know?

Ice cream cones were first widely sold at the 1904 St. Louis World's Fair when Ernest Hamwi, a Syrian pastry vendor, rolled his waffles into cones and gave them to the ice cream vendor next to him. What a happy accident!

-  Afternoon tea was popular among middle and upper classes. Bake a selection of traditional English cakes and scones to serve to family, friends or members of your group.
-  Taste test different types of tea.

Why?

In 1908, a tea merchant from New York named Thomas Sullivan invented the teabag, but it was completely by accident! He sent tea in small silk bags to customers but people thought they had to put the bag in hot water instead of emptying it into a teapot... and just like that, the teabag was born!

-  Picnics were a popular leisure activity during the Edwardian era. Enjoy a picnic in your favourite outdoor location or create a dream picnic checklist for a future outing.
-  Upper class Edwardians enjoyed large banquets with many courses such as soups, meats, vegetables, puddings and pastries. Prepare a banquet style buffet for friends and family to enjoy.
-  Before fridges were common, people preserved fruit and vegetables by making jams, jellies and pickles. Have a go at making your own jams or pickles to keep your ingredients fresh for longer!
-  The coronation of King Edward VII and his wife, Alexandra, took place on 9th August 1902. Celebrate with some coronation chicken or a delicious vegetarian alternative!
-  Bake some biscuits or cookies and decorate them to look like teabags.



Games

**PAWPRINT
BADGES**

- 🍵 Edwardian children played games such as marbles, skipping rope and hopscotch. Have a go at one of these games.
- 🍵 Make a paper plane and see how far you can get it to fly. Why not fly your plane against a group of others and see whose goes the furthest?

Did you know?

The first successful airplane flight was made by the Wright Flyer and took place on the 17th of December 1903.

- 🍵 Board games such as chess, backgammon and draughts were often enjoyed as a form of entertainment during this time. Have a board game night with your friends, family or group.
- 🍵 As part of your create a crown craft activity, hold a crown craft competition! You can complete this challenge with a partner, or as a group. How will you judge your competition? Why not score each crown entry on size, elegance, jewel content and sturdiness. You could even have a prize for the winner.
- 🍵 The London Olympic Games took place in 1908. Hold your own mini Olympics with sports such as tennis, gymnastics and athletics.

Did you know?

The 1908 London Olympic Games opened with the first ever Parade of Nations, where each nation enter the Olympic Stadium together behind their national flags. Why not start off your mini Olympics with a Parade of Nations?

- 🍵 Card games including Happy Families and Whist were played by all ages. Have a game or two of cards, they make great travelling games!
- 🍵 Reuse pool noodles to make your own hobby horse and have races with your friends.

Why?

King Edward VII loved horse racing and even owned his own Derby-winning horse, Minoru. This victory made him the first reigning British monarch to win the Derby, and he remains the only member of the Royal Family to have won the Triple Crown!

- 🍵 Hoop rolling was a popular game for children. The goal was to keep the hoop rolling as long as possible without tipping. Give it a try yourself! Use a stick to roll a hula hoop along the ground and see how far you can make it go.




Other

PAWPRINT
BADGES

-  Ragtime was a popular style of music during the Edwardian era, especially in the USA. The famous composer Scott Joplin, known as the “King of Ragtime,” wrote tunes like *The Entertainer* and *Maple Leaf Rag*. Listen to one of these songs or other ragtime music, you might even recognise a tune or two!
-  Seaside holidays were popular during this time amongst families. Enjoy a seaside holiday or sing along to the song ‘*Oh I Do Like to be Beside the Seaside*’.
-  *The Tale of Peter Rabbit* by Beatrix Potter was first published in the United Kingdom on the 16th of December 1901. Enjoy reading some of Beatrix Potter’s timeless classic stories.
-  Find out some facts about Albert Einstein, who published his theory of special relativity in 1905.
-  In 1903, Emmeline Pankhurst led the women’s suffragette movement when she, along with her daughters Sylvia and Christabel, founded the Women’s Social and Political Union (WSPU). Learn more about the union and the important work they did to fight for women’s rights and help women to have a bigger role in society.
-  The construction of the Titanic began on the 31st of March 1909. Watch the film *Titanic* by James Cameron, featuring Kate Winslet and Leonardo DiCaprio (rated 12).
-  The underground train network in London was greatly expanded between 1901 and 1910, but it wasn’t until 1908 that the name ‘Underground’ appeared in stations for the first time. 1908 also saw the introduction of the first electric ticket-issuing machine. Take a trip to London to ride the Underground. Why not pick a museum or landmark to visit?
-  Take a trip to Buckingham Palace, one of King Edward VII’s royal homes.
-  Read *The Secret Garden* by Frances Hodgson Burnett, set in Edwardian England.
-  Write a poem about life in the Edwardian era, or imagine you are a child at that time and write a diary entry about your day.
-  Visit an Edwardian style building.
-  Make a timeline of important events from 1901–1910, including new inventions, famous books, music and changes in society.

Adventure Complete?

Reward your young adventurers with their Edwardians Challenge badge to mark their achievements! Head to the website to bag yours, download certificates and discover even more adventures!



Create a Keepsake!

Experienced adventure? Made memories? Then it's time to create a keepsake! Our Pawprint Family camp blankets are the perfect place to sew your badges and look back on them for years to come.



Personalise it!

Got your camp blanket? Then it's time to make it yours! Our alphabet badges are big, bright and bold...the perfect addition to your camp blanket, hoodies, bags and more. What will you personalise first?



Even More Rewards!

We're all about added value here at Pawprint Family. In addition to the 1000s of free activity ideas and resources you'll find loyalty stickers in every order and you can claim Children's University learning hours too!



Subscribe to the **Tribe News** for all the latest adventures direct to your inbox!

Scan me!

