

**PAWPRINT
FAMILY**

The BIG Summer Challenge



Time for the ultimate summer adventure...

Get ready for our BIGGEST and most action-packed challenge yet, bursting with exciting ideas to fill your summer with non-stop fun!

For even more programme ideas check out our 'Summer' board over on www.Pinterest.com/PawprintFamily

#AdventureForAll
www.PawprintFamily.com

Meet the FAMILY

Hi there! We're Charlotte & Jamie, the husband and wife team behind the Pawprint Family and we believe in #AdventureForAll.

It's our mission to help leaders, teachers and parents save time by providing ideas and opportunities to help them deliver everyday adventure and skills for life. We do this through our family of brands; find out more below and head to the website for your next adventure!



PAWPRINT BADGES

Pawprint Badges provides thousands of free activity ideas and resources to help leaders, teachers and parents deliver fun and adventure.

Every activity helps you share skills for life and is linked to one of our pawesome embroidered badges. Build your collection and celebrate adventures, new skills and knowledge gained.

PAWPRINT TRAILS

Pawprint Trails are treasure-hunt style walks around locations in the UK. Solve puzzles, track down the answers and explore everything our great country has to offer.

From historical sights to popular culture discover something new or rediscover a love for where you live then collect the badge to remember your adventures!

Whether you're looking for the perfect addition to your next family holiday or a few hours of fun with friends; each trail can be completed in a few hours or extended with our activity suggestions in to a weekend or a week's worth of fun!

PAWPRINT TALES

Pawprint Tales are fully illustrated stories that can be enjoyed by the whole family. Join Alfie (our fox-red Labrador) on his adventures around the UK – solving puzzles, turning detective and making new friends. With twists and turns, every tale is an opportunity to discover new places, people and history without needing to leave the comfort of your own home.

Enjoy Pawprint Tales alongside your Pawprint Trails or as a standalone adventure!

PAWPRINT TRUST

Every brand in the Pawprint Family supports the Pawprint Trust with a percentage of profits from every sale providing grants to young people. We're passionate about enabling young people to access life changing adventures.

Share your adventures and join us over on our social channels for even more adventures and a nosy behind the scenes at Pawprint HQ!



@pawprintfamily



@pawprint_family

HOW TO: Use Your Challenge Pack

**PAWPRINT
BADGES**

This Challenge Pack combines new and existing resources from 6 different badges to help you fill your Summer with adventure. In order to help you provide a balanced and varied programme for your young adventurers we have suggested 4 activities from each badge, covering Craft, Food, Games and Other. For more adventures, check out the individual Challenge Packs on the website.

Badges

You can choose whether to award each of the weekly challenge badges plus The BIG Summer Challenge (7 badges in total) or simply earn The BIG Summer Challenge badge by completing all the activities in this pack. Don't forget to tag us in your adventures and have a great Summer!



TOP TIPS

- Adapt activities as necessary to meet your needs.
- Add your own activity ideas or develop them into projects.
- Use what you have; don't buy in lots of new materials/equipment.
- No need to send us evidence, responsible grown-ups decide when the badge has been earned.
- One challenge badge can take as long as you like; from a few hours to days or even a full term!

Terms of Use

By downloading or purchasing this resource you agree to our terms of use as outlined below. As a husband and wife team we work hard to keep all of our resources and activity ideas available free of charge; we can only do this with your help.

Please Do	You May Not
Use this resource with your young adventurers.	Redistribute or sell this resource in any way, shape or form.
Direct people to this resource online by sharing our website links.	Upload this resource to a website for download.
Tell your friends/family/colleagues about us!	Copy or modify any part of this resource to share with others either for free or for sale.
Share photos of you enjoying your adventures with us on social media.	Use any text, graphics, content or fonts without our written permission.

If you are unsure or have any questions about these terms of use please email
info@pawprintfamily.com

You can view the extended terms of use on our website
www.pawprintfamily.com/terms-conditions

Badge of the Week

**PAWPRINT
FAMILY**

Week
1

Ice Cream Challenge



- Mix your own ice cream play dough and get scooping.
- Build an ice cream sundae.
- Have a blind-folded taste test to see how many flavours you can identify.
- Discover some fun facts of your own about ice cream.

Included Resources:



Roll a Sundae



Summer Sun Catchers



Ice Cream Cone Wrapper



'Sum'mer Days

Notes:

Included Resources:



My Friend Fact File



Kindness Poster



Friendship Flower

Notes:

Week
2

Friendship Challenge

- Draw or paint a picture of what friendship looks like to you.
- Take part in a recipe exchange and share your favourites with friends.



- Have a go at playing a game chosen by a friend.
- Make up a poem about friendship.

Week
3

Keep Moving Challenge



- Construct a golf club using cardboard toilet roll tubes.
- Whip up some cake pops and decorate to look like different balls.
- Take turns to see who can score the most goals using a football.
- Come up with your own dance moves.

Included Resources:



Sports Trumps



Keep Moving Word Search

Notes:

Badge of the Week

**PAWPRINT
FAMILY**

Week
4

Marshmallow Challenge



- Decorate your own marshmallow jar.
- Have a go at making your own marshmallows from scratch.
- Can you eat a marshmallow hanging from a string without using your hands?
- Build a camp fire to toast marshmallows over.

Included Resources:



Marshmallow
Word Fun



Marshmallow
Draughts

Notes:

Included Resources:



Design Your Own
Sunglasses



Indoor Scavenger
Hunt

Notes:

Week
5

Summer Challenge



- Make a sand castle and have a competition for the best one.
- Have a BBQ.
- Get yourself a beach ball and play some beach ball games.
- Make your own summer den, either from sheets and chairs or build a shelter in the wood.

Week
6

Too Cool for School Challenge

- Make and decorate then send a card.
- Make your own ice lollies or ice cream.
- Visit the beach or the seaside.
- Launch a blog or website about your holiday adventures.



Included Resources:



Seaside Beetle
Drive



Seaside Colour by
Numbers

Notes:

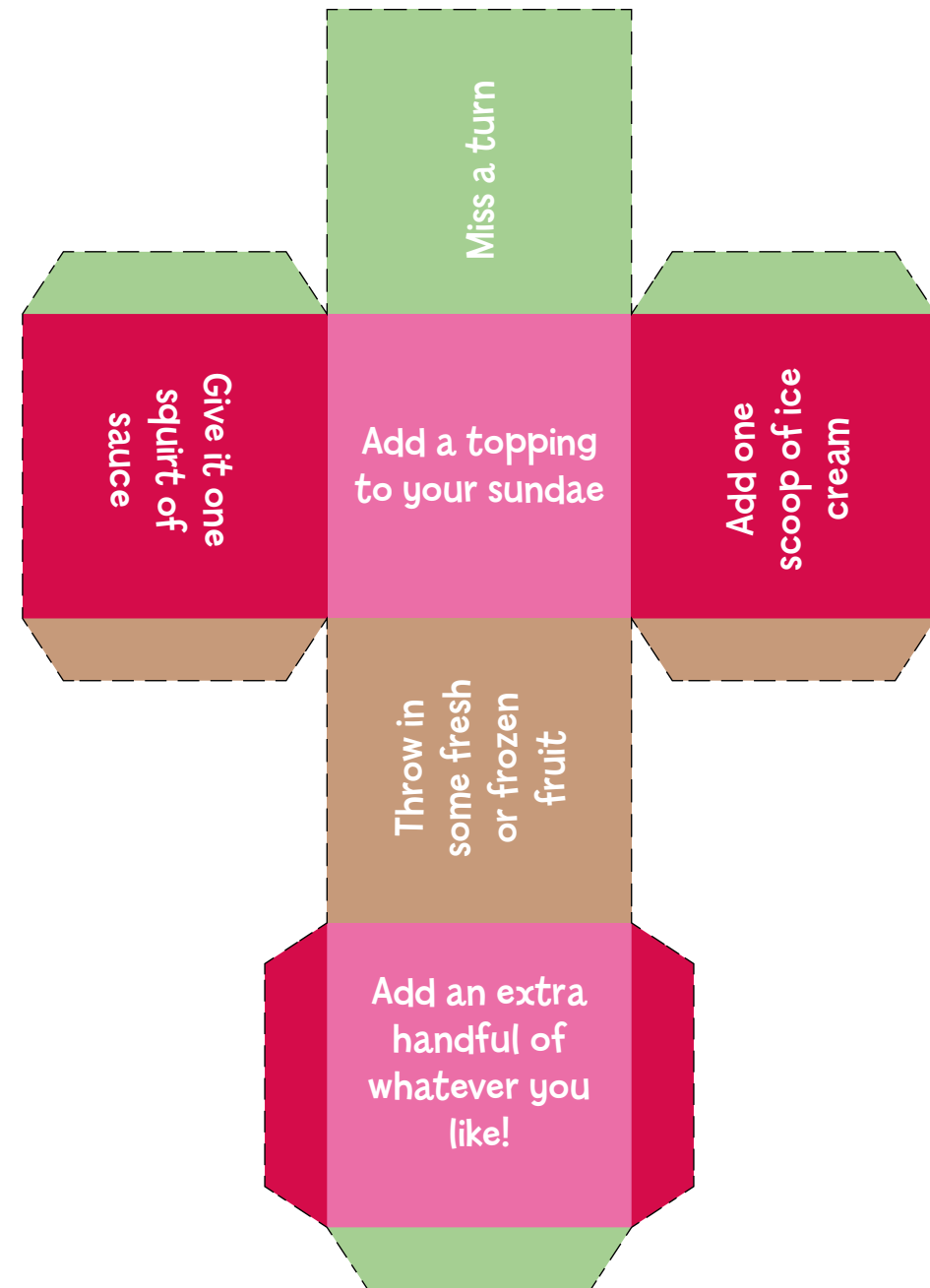
Roll a Sundae

Build your sundae, by adding ingredients to your glass in the order in which you roll them.

Got a sundae with no ice cream? That's the luck of the dice!

What You Need:

- Glue
- Scissors
- A sundae glass/any type of glass that can fit ice cream in!
- Ice cream
- Toppings of your choice
- Sauce(s)
- Spoons to dig into your finished sundae



To Make Your Dice:

1. Print out the template.
2. Cut along the dashed lines to cut out your dice.
3. Fold along the lines where the colours meet (folding to the back).
4. Glue the tabs to the back of their matching colour square.

To Play:

1. Agree how many turns each player will take (we'd recommend 5 turns each).
2. The player everyone agrees eats the most ice cream starts!
3. Take it in turns to roll the dice and complete the action displayed.
4. Complete all of your turns.
5. Enjoy your delicious sundae.

Here's an Idea!


Why not design your own sundae dice with actions of your choice using our blank dice template from the website.




Don't forget to share your makes and tag us in your photos @PawprintFamily on Facebook and Twitter or @Pawprint_Family on Instagram using #AdventureForAll

Ice Cream Cone Wrapper

Sweeten up your ice cream by decorating your cone with one of our ice cream cone wrappers, or design your own on the blank template.



Cut out template and bend into a cone, gluing one straight edge and joining this to the underside of the opposite edge.



Ice Cream Cone Wrapper

Sweeten up your ice cream by decorating your cone with one of our ice cream cone wrappers, or design your own on the blank template.




Cut out template and bend into a cone, gluing one straight edge and joining this to the underside of the opposite edge.



Ice Cream Cone Wrapper

Get creative with our blank cone template! Use resources and colours of your choice to design your very own ice cream wrapper.



Summer Sun Catchers



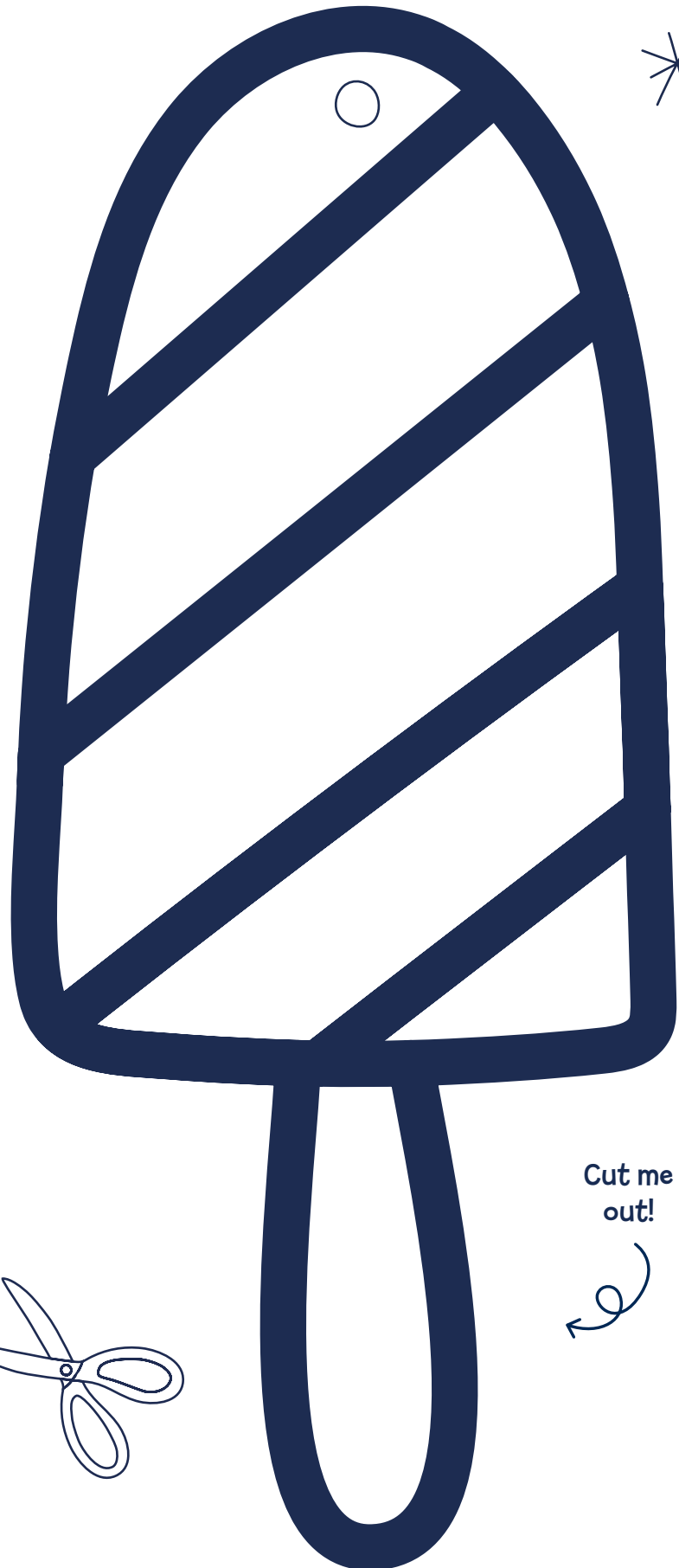
A colourful craft activity to fill your room with lots of colour! Follow the instructions to make your own stained glass sun catcher to hang in your window this summer.

What You Need:

- Scissors
- Sticky back plastic or a laminator
- Colourful tissue paper
- Glitter or sequins (optional)
- String or ribbon to hang your decoration (optional)

Method:

1. Cut around the outside edge of the black shape; then cut out the white part from inside.
2. Stick the black side face down on a square of sticky back plastic, or lay in a laminating pouch.
3. Tear or cut small pieces of tissue paper and stick them in the 'window' area. Why not add some glitter or sequins at this stage too?
4. Seal your design by sticking another square of sticky back plastic on top, or close your laminating pouch and run it through the machine.
5. Trim your plastic closer to your black outline, but be careful not to cut through it to break the seal.
6. For a hanging decoration, poke a hole in the top and thread some string through.







Summer Sun Catchers

A colourful craft activity to fill your room with lots of colour! Follow the instructions on Page 1 to make your own stained glass sun catcher to hang in your window this summer.



Summer Sun Catchers

A colourful craft activity to fill your room with lots of colour! Follow the instructions on Page 1 to make your own stained glass sun catcher to hang in your window this summer.




Cut me
out!



Pin the Cherry on the Sundae (Page 2)




Pin the Cherry on the Sundae (Page 3)



'Sum'mer Days - Page 1

Add up the numbers on the ice cream scoops and put your answer below.





















'Sum'mer Days - Page 2

Add up the numbers on the ice cream scoops and put your answer below.





















'Sum'mer Days - Page 3

Fill in the blank number on the ice cream scoop so that the sum adds up to the number below.

15

20

17

13

8

11

14

10

9

20

'Sum'mer Days - Page 4

Fill in the blank number on the ice cream scoop so that the sum adds up to the number below.

Blank
15
20

30
Blank
30

15
10
Blank

50
20
Blank

10
Blank
35

45 80 30 100 50

6
Blank
20

Blank
10
32

23
Blank
33











Blank
20
14

Blank
30
16

46 52 96 44 66


'Sum'mer Days - Page 5

Have a go at creating some sums by putting together your own ice cream cones.













'Sum'mer Days - Page 6

Have a go at creating some sums by putting together your own ice cream cones.











'Sum'mer Days - Answer Sheet

									
<u>6</u>	<u>15</u>	<u>12</u>	<u>13</u>	<u>7</u>	<u>11</u>	<u>15</u>	<u>5</u>	<u>9</u>	<u>9</u>

									
<u>60</u>	<u>60</u>	<u>55</u>	<u>40</u>	<u>120</u>	<u>98</u>	<u>111</u>	<u>58</u>	<u>144</u>	<u>98</u>

									
<u>15</u>	<u>20</u>	<u>17</u>	<u>13</u>	<u>8</u>	<u>11</u>	<u>14</u>	<u>10</u>	<u>9</u>	<u>20</u>

									
<u>45</u>	<u>80</u>	<u>30</u>	<u>100</u>	<u>50</u>	<u>46</u>	<u>52</u>	<u>96</u>	<u>44</u>	<u>66</u>

My Friend Fact File - Page 1

Ask a friend the following questions and write down their answers. Why not ask them to fill in one for you at the same time? This is the perfect way to get to know an existing friend better or even make a new friend.



Name:

Age:




Hair Colour:

Number of Siblings:




Eye Colour:

Birthday:



Here's an Idea!

Why not test how well you know a friend by guessing the answers and seeing how many you get correct?



My Friend Fact File - Page 2

Ask a friend the following questions and write down their answers. Why not ask them to fill in one for you at the same time? This is the perfect way to get to know an existing friend better or even make a new friend.



Favourite Singer:

Favourite Film:

Favourite Food:

Favourite Place:


Favourite Song:

Favourite Book:



Here's an Idea!

Why not test how well you know a friend by guessing the answers and seeing how many you get correct?



My Friend Fact File - Page 3

Ask a friend the following questions and write down their answers. Why not ask them to fill in one for you at the same time? This is the perfect way to get to know an existing friend better or even make a new friend.



Hobbies:

Number of Pets:



Favourite Animal:

Favourite TV Show:




Favourite Subject:

Favourite Colour:



Here's an Idea!



Why not test how well you know a friend by guessing the answers and seeing how many you get correct?



My Friend Fact File - Page 4

Now a question for you! What are some of your favourite things about your friend? What qualities do they have that make them a good friend?


My favourite things about my friend:



My Friend Fact File - Page 5

Time to get creative and draw a portrait. What materials will you use?


A portrait of my friend:



Friendship Flower

“If friends were flowers, I’d pick you”

Have a think about what makes a person a good friend. Choose your top 5 qualities and write one in each of the petals below. Feel free to use the examples below to help you.




Examples of Qualities:

- | | | | |
|-----------------|---------------|-------------|--------------|
| • Kindness | • Supportive | • Forgiving | • Caring |
| • Loyal | • Trustworthy | • Fun | • Empathetic |
| • Honest | • Respectful | • Reliable | • Accepting |
| • Good Listener | • Encouraging | • Helpful | • Fair |

Friendship Flower

“If friends were flowers, I’d pick you”

Think about what you love most about a friend. Write their name in the centre of the blank flower below then write your favourite things about them in each petal.



Examples of Qualities:

- | | | | |
|-----------------|---------------|-------------|--------------|
| • Kindness | • Supportive | • Forgiving | • Caring |
| • Loyal | • Trustworthy | • Fun | • Empathetic |
| • Honest | • Respectful | • Reliable | • Accepting |
| • Good Listener | • Encouraging | • Helpful | • Fair |

Colour in this poster, adding your name (and age if you like). Cut along the vertical dashed lines at the bottom so people can tear a comment off. Cut off this top section, along the line below, and stick your poster up somewhere in your community.



PLEASE TAKE TWO

As part of my Kindness Challenge badge from Pawprint Family I am spreading kindness in our community and encouraging you to do the same.

Please take a kindness note for yourself and another for a friend and remember;

“In a world where you can be anything, be kind.”

Thank you and have a great day! From

 **PAWPRINT FAMILY**

© Pawprint Family 2022.

Keep being awesome.

Be kind to yourself, you deserve it.

Thank you for being so inspiring.

You've got this, I believe in you.

You are incredible, have a great day.

You are braver than you believe and
you deserve to be happy.

In case no one told you today, you're
doing amazing and I'm proud of you!

You deserve a life as amazing as you are.

Don't give up! I believe in you.

You are made of magic! Believe it.

Life is tough but so are you. Go for it!

You are every nice word I can think of!

.....



“In a world where you can be anything, be kind.”

.....



Year	2010	2011	2012	2013	2014	2015	2016	2017	2018	2019	2020	2021	2022	2023	2024	2025	2026	2027	2028	2029	2030
Population (millions)	7.5	7.6	7.7	7.8	7.9	8.0	8.1	8.2	8.3	8.4	8.5	8.6	8.7	8.8	8.9	9.0	9.1	9.2	9.3	9.4	9.5
GDP (trillion USD)	45.0	48.0	51.0	54.0	57.0	60.0	63.0	66.0	69.0	72.0	75.0	78.0	81.0	84.0	87.0	90.0	93.0	96.0	99.0	102.0	105.0
Life expectancy (years)	75.0	75.5	76.0	76.5	77.0	77.5	78.0	78.5	79.0	79.5	80.0	80.5	81.0	81.5	82.0	82.5	83.0	83.5	84.0	84.5	85.0
Urban population (%)	55.0	56.0	57.0	58.0	59.0	60.0	61.0	62.0	63.0	64.0	65.0	66.0	67.0	68.0	69.0	70.0	71.0	72.0	73.0	74.0	75.0
Renewable energy (%)	10.0	12.0	14.0	16.0	18.0	20.0	22.0	24.0	26.0	28.0	30.0	32.0	34.0	36.0	38.0	40.0	42.0	44.0	46.0	48.0	50.0
Carbon emissions (Gt CO2e)	15.0	16.0	17.0	18.0	19.0	20.0	21.0	22.0	23.0	24.0	25.0	26.0	27.0	28.0	29.0	30.0	31.0	32.0	33.0	34.0	35.0
Forest cover (%)	31.0	31.5	32.0	32.5	33.0	33.5	34.0	34.5	35.0	35.5	36.0	36.5	37.0	37.5	38.0	38.5	39.0	39.5	40.0	40.5	41.0
Water stress (%)	15.0	16.0	17.0	18.0	19.0	20.0	21.0	22.0	23.0	24.0	25.0	26.0	27.0	28.0	29.0	30.0	31.0	32.0	33.0	34.0	35.0
Healthcare expenditure (USD/billion)	100.0	110.0	120.0	130.0	140.0	150.0	160.0	170.0	180.0	190.0	200.0	210.0	220.0	230.0	240.0	250.0	260.0	270.0	280.0	290.0	300.0
Education expenditure (USD/billion)	50.0	55.0	60.0	65.0	70.0	75.0	80.0	85.0	90.0	95.0	100.0	105.0	110.0	115.0	120.0	125.0	130.0	135.0	140.0	145.0	150.0
Research & Development (USD/billion)	20.0	22.0	24.0	26.0	28.0	30.0	32.0	34.0	36.0	38.0	40.0	42.0	44.0	46.0	48.0	50.0	52.0	54.0	56.0	58.0	60.0

Sports Trumps - Page 1

Use the sports trump cards on these pages to play a game of Trumps with a friend. Some blank trumps cards have been included on pages 3 & 4 so that you can add your own sports too!

To play:

1. The game is for 2 or more players. The aim of the game is to win the whole deck by choosing your best rating/score and trumping (beating) your opponent's cards.
2. Shuffle the cards and deal evenly to all players, placing the cards face down.
3. Hold your cards face up but only look at the top card.
4. The first player chooses their best statistic/rating from their top card (usually the highest number) and declares it, e.g. "Size: 2,400 km".
5. All other players read out the same statistic from their top cards. The player with the best or highest score wins and places all players top cards, including their own, on the bottom of their own pile. The winning player chooses the skill/characteristic for the next round.
6. The winner is the first player to win the full deck of cards.



Here's an Idea!

Why not make a ball of your own using materials of your choice? It could be inspired by your favourite sport.



Football

Calories Burnt Per Hour	580
Year Established	1863
Fan Base Size (Worldwide)	4 billion
Average Game Duration	90 mins

PAWPRINT FAMILY


Basketball

Calories Burnt Per Hour	507
Year Established	1891
Fan Base Size (Worldwide)	3.3 billion
Average Game Duration	48 mins

PAWPRINT FAMILY

Sports Trumps - Page 2

Rugby



Calories Burnt Per Hour	652
Year Established	1823
Fan Base Size (Worldwide)	500 million
Average Game Duration	80 mins

PAWPRINT FAMILY

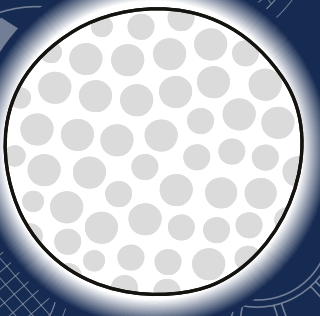
Tennis



Calories Burnt Per Hour	675
Year Established	1873
Fan Base Size (Worldwide)	1 billion
Average Game Duration	3 hours

PAWPRINT FAMILY

Golf



Calories Burnt Per Hour	350
Year Established	1457
Fan Base Size (Worldwide)	450 million
Average Game Duration	4 hours

PAWPRINT FAMILY

Badminton



Calories Burnt Per Hour	435
Year Established	1873
Fan Base Size (Worldwide)	709 million
Average Game Duration	45 mins

PAWPRINT FAMILY

Sports Trumps - Page 3

Calories Burnt Per Hour

Year Established

Fan Base Size (Worldwide)

Average Game Duration

PAWPRINT FAMILY

Calories Burnt Per Hour

Year Established

Fan Base Size (Worldwide)

Average Game Duration

PAWPRINT FAMILY

Calories Burnt Per Hour

Year Established

Fan Base Size (Worldwide)

Average Game Duration

PAWPRINT FAMILY

Calories Burnt Per Hour

Year Established

Fan Base Size (Worldwide)

Average Game Duration

PAWPRINT FAMILY

Keep Moving Word Search

Can you find the 12 hidden words in the grid below?

o	d	u	j	a	c	e	e	b
l	b	a	u	s	r	c	c	o
o	e	d	m	p	a	w	r	x
p	f	i	p	r	v	h	u	i
t	w	b	a	i	w	t	g	n
s	k	i	i	n	g	a	b	g
e	n	g	u	t	o	b	y	p
j	f	w	s	a	l	a	o	g
r	e	l	a	y	f	r	t	a

Golf
Judo
Polo
Skiing

Rugby
Boxing
Relay
Jump

Sprint
Race
Goal
Swim

Difficulty rating: ★ ★ ☆ ☆ ☆

Keep Moving Word Search

Can you find the 18 hidden words in the grid below?

n	g	a	b	m	i	s	h	a	n	d	a	w
e	n	d	c	i	s	k	i	i	n	g	n	d
t	i	k	e	w	o	t	k	v	q	o	d	h
b	w	c	b	s	p	r	i	n	t	l	s	b
a	o	v	b	s	e	f	n	c	n	f	z	p
l	r	d	w	p	f	d	g	h	d	v	a	l
l	f	h	p	v	a	n	w	o	k	c	b	l
n	c	e	o	e	i	y	b	b	a	d	f	a
s	r	m	l	x	h	v	a	g	r	l	r	b
j	u	d	o	a	d	k	r	e	a	q	j	t
s	g	b	e	h	s	m	c	b	t	v	u	o
a	b	c	w	d	g	a	r	j	e	d	m	o
f	y	a	l	e	r	v	e	q	g	r	p	f

Golf
Judo
Polo
Skiing
Rugby
Boxing

Relay
Jump
Sprint
Race
Goal
Swim

Karate
Netball
Rowing
Cycling
Football
Hiking

Difficulty rating: ★ ★ ★ ☆ ☆

Keep Moving Word Search

Can you find the 24 hidden words in the grid below?

g	y	m	n	a	s	t	i	c	s	v	f	a	o	p	k	i	l
a	o	e	b	i	r	e	f	r	y	r	s	c	e	c	a	l	l
p	c	l	c	l	n	p	b	i	w	c	x	l	d	w	r	e	a
b	o	e	f	b	o	m	a	c	s	h	l	r	v	p	a	n	b
r	h	g	c	z	e	u	t	k	i	a	d	i	x	o	t	w	y
x	e	i	t	j	s	j	a	e	l	u	t	c	n	a	e	f	e
r	o	c	k	o	u	z	b	t	e	n	n	i	s	g	w	d	l
e	z	a	r	i	r	e	a	a	d	o	d	u	j	p	r	c	l
l	r	m	r	w	n	e	n	z	l	t	w	c	w	h	b	i	o
a	h	i	w	t	p	g	r	o	e	n	h	a	h	r	t	l	v
y	r	d	s	d	o	m	p	b	r	i	b	g	z	s	v	a	p
n	e	t	b	a	l	l	b	u	c	m	t	r	t	k	t	o	a
q	f	e	s	w	i	m	s	i	g	d	a	n	c	i	n	g	v
s	b	c	p	n	s	g	r	n	m	a	p	l	s	i	f	b	w
k	e	v	r	a	c	e	i	f	p	b	g	e	f	n	n	m	e
p	e	f	i	t	c	x	b	l	c	a	a	r	u	g	b	y	o
h	f	w	n	x	o	a	s	h	v	f	x	u	b	v	o	e	i
f	o	o	t	b	a	l	l	m	n	i	p	g	n	i	w	o	r

Golf
Judo
Polo
Skiing
Rugby
Boxing
Relay
Jump

Sprint
Race
Goal
Swim
Karate
Netball
Rowing
Cycling

Football
Hiking
Tennis
Cricket
Dancing
Badminton
Volleyball
Gymnastics

Difficulty rating: ★ ★ ★ ★ ★

Keep Moving Word Search

Can you find the 12 hidden words in the grid below?

o	d	u	j	a	c	e	e	b
l	b	a	u	s	r	c	c	o
o	e	d	m	p	a	w	r	x
p	f	i	p	r	v	h	u	i
t	w	b	a	i	w	t	g	n
s	k	i	i	n	g	a	b	g
e	n	g	u	t	o	b	y	p
j	f	w	s	a	t	a	o	g
r	e	l	a	y	f	r	t	a

Golf
Judo
Polo
Skiing

Rugby
Boxing
Relay
Jump

Sprint
Race
Goal
Swim

Difficulty rating: ★ ★ ☆ ☆ ☆

Keep Moving Word Search

Can you find the 18 hidden words in the grid below?

n	g	a	b	m	i	s	h	a	n	d	a	w
e	n	d	c	i	s	k	i	i	n	g	n	d
t	i	k	e	w	o	t	k	v	q	o	d	h
b	w	c	b	s	p	r	i	n	t	l	s	b
a	o	v	b	s	e	f	n	c	n	f	z	p
l	r	d	w	p	f	d	g	h	d	v	a	l
l	f	h	p	v	a	n	w	o	k	c	b	l
n	c	e	o	e	i	y	b	b	a	d	f	a
s	r	m	l	x	h	v	a	g	r	l	r	b
j	u	d	o	a	d	k	r	e	a	q	j	t
s	g	b	e	h	s	m	c	b	t	v	u	o
a	b	c	w	d	g	a	r	j	e	d	m	o
f	y	a	l	e	r	v	e	q	g	r	p	f

Golf
Judo
Polo
Skiing
Rugby
Boxing

Relay
Jump
Sprint
Race
Goal
Swim

Karate
Netball
Rowing
Cycling
Football
Hiking

Difficulty rating: ★ ★ ★ ☆ ☆

Keep Moving Word Search

Can you find the 24 hidden words in the grid below?

g	y	m	n	a	s	t	i	c	s	v	f	a	o	p	k	i	l
a	o	e	b	i	r	e	f	r	y	r	s	c	e	c	a	l	l
p	c	l	c	l	n	p	b	i	w	c	x	l	d	w	r	e	a
b	o	e	f	b	o	m	a	c	s	h	l	r	v	p	a	n	b
r	h	g	c	z	e	u	t	k	i	a	d	i	x	o	t	w	y
x	e	i	t	j	s	j	a	e	l	u	t	c	n	a	e	f	e
r	o	c	k	o	u	z	b	t	e	n	n	i	s	g	w	d	l
e	z	a	r	i	r	e	a	a	d	o	d	u	j	p	r	c	l
l	r	m	r	w	n	e	n	z	l	t	w	c	w	h	b	i	o
a	h	i	w	t	p	g	r	o	e	n	h	a	h	r	t	l	v
y	r	d	s	d	o	m	p	b	r	i	b	g	z	s	v	a	p
n	e	t	b	a	l	l	b	u	c	m	t	r	t	k	t	o	a
q	f	e	s	w	i	m	s	i	g	d	a	n	c	i	n	g	v
s	b	c	p	n	s	g	r	n	m	a	p	l	s	i	f	b	w
k	e	v	r	a	c	e	i	f	p	b	g	e	f	n	n	m	e
p	e	f	i	t	c	x	b	l	c	a	a	r	u	g	b	y	o
h	f	w	n	x	o	a	s	h	v	f	x	u	b	v	o	e	i
f	o	o	t	b	a	l	l	m	n	i	p	g	n	i	w	o	r

Golf
Judo
Polo
Skiing
Rugby
Boxing
Relay
Jump

Sprint
Race
Goal
Swim
Karate
Netball
Rowing
Cycling

Football
Hiking
Tennis
Cricket
Dancing
Badminton
Volleyball
Gymnastics

Difficulty rating: ★ ★ ★ ★ ★

Marshmallow Word Fun

How many words can you make from the letters of 'Marshmallow', using each marshmallow only once per word?




★ 1	_____	★ 9	_____	★ 17	_____
★ 2	_____	★ 10	_____	★ 18	_____
★ 3	_____	★ 11	_____	★ 19	_____
★ 4	_____	★ 12	_____	★ 20	_____
★ 5	_____	★ 13	_____	★ 21	_____
★ 6	_____	★ 14	_____	★ 22	_____
★ 7	_____	★ 15	_____	★ 23	_____
★ 8	_____	★ 16	_____	★ 24	_____

Score:
5-10 - You're glittering!
11-15 - The lights are on!
16-20 - You're the star!

★ 25	_____
★ 26	_____
★ 27	_____
★ 28	_____
★ 29	_____
★ 30	_____



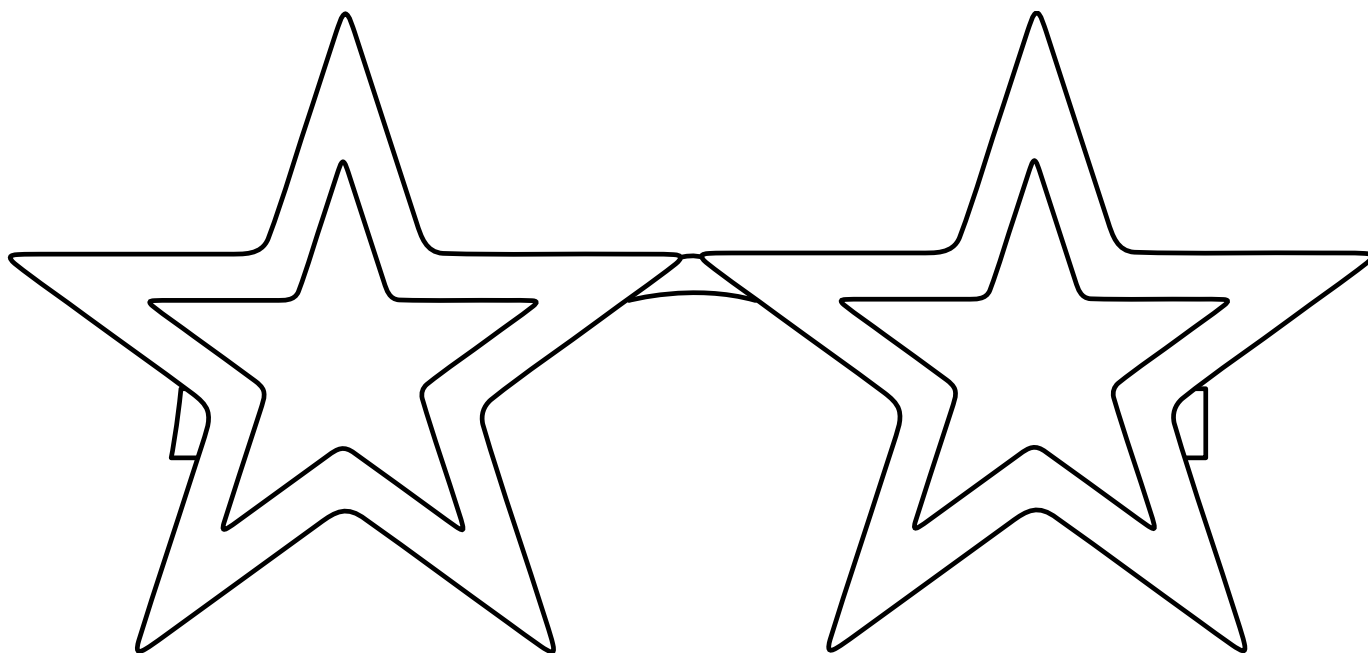
Marshmallow Draughts

Get ready for a marshmallow draughts battle! Use pink and white marshmallows as your game pieces - hop, skip and chomp your way across the board, capturing your opponent's marshmallows one at a time. May the tastiest team win!



Design Your Own Sunglasses

Have a go at designing your own pair of sunglasses using the templates below; you could cut them out and decorate or just colour them in, you decide!



Indoor Scavenger Hunt - Page 1

Get ready for an exciting scavenger hunt that you can complete without stepping foot out of the door. Perfect for a rainy day!
To complete this scavenger hunt, you must find all of the items on the list and remember to cross them all off.


Scissors




Light Bulb




Pencil



Dice



Book



Mug



Potted Plant



Knife and Fork



Socks



Time yourself to see how long you can complete this scavenger hunt and write your time below:

____ : ____



Indoor Colour Scavenger Hunt - Page 2

Get ready for a colourful adventure!
To complete this scavenger hunt you must find something indoors that matches each of the colours below. Once you have found your object, make sure to get your best pens or pencils out to draw a picture of it inside the box that matches that colour.

Red

Orange

Yellow

Green

Blue

Purple

Pink

Brown

Grey

Time yourself to see how long you can complete this scavenger hunt and write your time below:

_____ : _____



Indoor Texture Scavenger Hunt - Page 3

Time to explore a variety of textures!
To complete this scavenger hunt you must find things indoors that feel different. Once you have found your object, make sure to get your best pens or pencils out to draw a picture of it inside the box that matches that texture.

<div>Rough</div>	<div>Soft</div>	<div>Smooth</div>
<div>Rubbery</div>	<div>Furry</div>	<div>Wrinkly</div>
<div>Pointy</div>	<div>Bumpy</div>	<div>Shiny</div>

Time yourself to see how long you can complete this scavenger hunt and write your time below:


____ : ____




Indoor Shape Scavenger Hunt - Page 4

Let's go on a shape hunting adventure!
To complete this scavenger hunt you must find something indoors that matches the shapes listed below. Once you have found your object, make sure to get your best pens or pencils out to draw a picture of it inside the box that matches that shape.

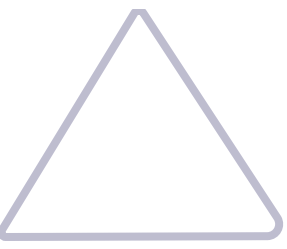
Circle




Square




Triangle



Rectangle



Oval



Heart



Star



Octagon



Hexagon



Time yourself to see how long you can complete this scavenger hunt and write your time below:

_____ : _____



Indoor Alphabet Scavenger Hunt - Page 5

Time for an i-Spy style scavenger hunt!
To complete this scavenger hunt you must find something indoors that begin with each letter of the alphabet. Once you have found your object, make sure to get your best pens or pencils out to draw a picture of it inside the box that matches that letter.

Beginning with A	Beginning with B	Beginning with C
Beginning with D	Beginning with E	Beginning with F
Beginning with G	Beginning with H	Beginning with I

Time yourself to see how long you can complete this scavenger hunt and write your time below:

____ : ____



Indoor Alphabet Scavenger Hunt - Page 6

Time for an i-Spy style scavenger hunt!

To complete this scavenger hunt you must find something indoors that begin with each letter of the alphabet. Once you have found your object, make sure to get your best pens or pencils out to draw a picture of it inside the box that matches that letter.

Beginning with J

Beginning with K

Beginning with L

Beginning with M

Beginning with N

Beginning with O

Beginning with P

Beginning with Q

Beginning with R

Time yourself to see how long you can complete this scavenger hunt and write your time below:

____ : ____



Indoor Alphabet Scavenger Hunt - Page 7

Time for an i-Spy style scavenger hunt!

To complete this scavenger hunt you must find something indoors that begin with each letter of the alphabet. Once you have found your object, make sure to get your best pens or pencils out to draw a picture of it inside the box that matches that letter.

Beginning with S

Beginning with T

Beginning with U

Beginning with V

Beginning with W

Beginning with X

Beginning with Y

Beginning with Z

Time yourself to see how long you can complete this scavenger hunt and write your time below:

____ : ____




Seaside Beetle Drive


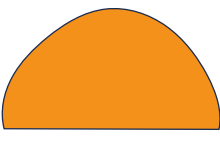





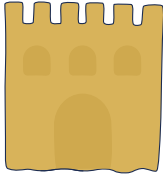


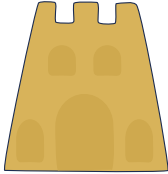















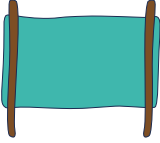

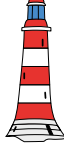


You will need:

- 1. A copy of this sheet per group (or each if you prefer)
- 2. A pencil each and coloured pencils/pens, or cut out the illustrations below.
- 3. Plain paper; one per person.
- 4. Dice: 1 per group. We recommend groups of no more than 4.

To play:

- 1. Each player takes it in turns to roll the dice.
- 2. To begin you must roll a 6. Draw your background on paper or collect a pre-made beach collage or photograph to build your scene on top of.
- 3. The winner is the first person to complete their beach scene with one item from each of the categories below.




Dice Number	Choose				
 Weather	 Sunset	 Overcast	 Sunny	 Cloudy	 Rainy
 Sandcastle	 Simple sandcastle	 Mound of sand	 Elaborate sandcastle	 Trapezoidal sandcastle	 Pebbles
 Animal	 Donkey	 Crab	 Starfish	 Seagull	 Clam
 Toy	 Bucket	 Spade	 Flag	 Beach ball	 Boat
 Miscellaneous	 Deck chair	 Windbreak	 Umbrella	 Lighthouse	 Beach hut
 Beach	Draw your sea and sand/pebbles background on your plain paper, or make a beach collage to build on top of.				

Seaside Colour by Numbers

Match the numbers to the colours from the box below to colour in this seaside scene.

Key

- 1. Red
- 2. Yellow
- 3. Light Blue
- 4. Dark Blue
- 5. Light Brown
- 6. Grey
- 7. White



Seaside Colour by Letters

Match the letters to the colours.

Key

Red

Yellow

Light Blue

Dark Blue

Light Brown

Grey

White

