

Aztecs Challenge



Ready for an Aztec adventure?

Come along as we explore fascinating architecture, beautiful mosaics and innovative floating gardens.

For even more programme ideas check out our 'Aztecs' board over on www.Pinterest.com/PawprintFamily

#AdventureForAll
www.PawprintFamily.com

Meet the FAMILY

Hi there! We're Charlotte & Jamie, the husband and wife team behind the Pawprint Family and we believe in #AdventureForAll.

It's our mission to help leaders, teachers and parents save time by providing ideas and opportunities to help them deliver everyday adventure and skills for life. We do this through our family of brands; find out more below and head to the website for your next adventure!



PAWPRINT BADGES

Pawprint Badges provides thousands of free activity ideas and resources to help leaders, teachers and parents deliver fun and adventure.

Every activity helps you share skills for life and is linked to one of our pawesome embroidered badges. Build your collection and celebrate adventures, new skills and knowledge gained.

PAWPRINT TRAILS

Pawprint Trails are treasure-hunt style walks around locations in the UK. Solve puzzles, track down the answers and explore everything our great country has to offer.

From historical sights to popular culture discover something new or rediscover a love for where you live then collect the badge to remember your adventures!

Whether you're looking for the perfect addition to your next family holiday or a few hours of fun with friends; each trail can be completed in a few hours or extended with our activity suggestions in to a weekend or a week's worth of fun!

PAWPRINT TALES

Pawprint Tales are fully illustrated stories that can be enjoyed by the whole family. Join Alfie (our fox-red Labrador) on his adventures around the UK – solving puzzles, turning detective and making new friends. With twists and turns, every tale is an opportunity to discover new places, people and history without needing to leave the comfort of your own home.

Enjoy Pawprint Tales alongside your Pawprint Trails or as a standalone adventure!

PAWPRINT TRUST

Every brand in the Pawprint Family supports the Pawprint Trust with a percentage of profits from every sale providing grants to young people. We're passionate about enabling young people to access life changing adventures.

Share your adventures and join us over on our social channels for even more adventures and a nosy behind the scenes at Pawprint HQ!



@pawprintfamily



@pawprint_family

PAWPRINT BADGES


You can view the extended terms of use on our website
www.pawprintfamily.com/terms-conditions



Craft

**PAWPRINT
BADGES**

 Quetzalcoatl was one of many important gods that the Aztecs believed in. Draw or paint a picture of this feathered serpent.

 The Aztecs built floating gardens on lakes called Chinampas which they used to grow crops such as beans, corn and squash. Create your own model floating garden.

How?

Experiment with materials such as plastic bottles, foam sheets, bubble wrap, foil or twigs to work out what works best for a structure on water. Test your floating garden in the sink, bath or paddling pool to see what materials are the most successful.


 Create a mosaic using all of the turquoise materials you can find. The Aztecs used turquoise in many of their mosaics due to its vibrant blue-green colour.

 Build a pyramid using junk model materials.

Why?

The Aztecs built up the Aztec empire with Tenochtitlan being the capital. Tenochtitlan included pyramids, temples, palaces, markets and zoos. Around 300,000 people lived there.

 Use salt dough to make some unique Aztec jewelery. Don't forget to finish off by painting the dried salt dough with gold paint for that authentic look!


 The Aztecs' written language was based on pictures called pictograms, the pictures represent objects or ideas. Try writing to a friend or family member using pictograms.

 Craft a character of your choice out of clay. The Aztecs often made small figurines of gods, animals and people using clay and were used in rituals.

Here's an idea!

Why not make a jaguar or eagle? These were particularly symbolic animals in Aztec culture due to their association with bravery, strength and power.




 Make a mask of the Aztec Sun God (Huitzilopochtli) using a paper plate and your choice of materials to decorate such as coloured pens and feathers.

 Design your own feather headdress. The Aztecs were known for their brightly coloured headdresses and were generally worn by people in power such as warriors or priests.






Food

**PAWPRINT
BADGES**

-  The Aztecs ate insects such as water bugs, grasshoppers and water flies as a source of protein. Find out what insects are edible for humans around the world. Would you try some for yourself?
-  Maize (corn) was one of the most popular ingredients in Aztec cooking. Many people used it to make tortillas before cooking them on a pottery griddle. Have a go at making your own tortillas from scratch.
-  Make the traditional Aztec drink, Xocolatl.




How?

Add 350ml of water to a saucepan and heat until it starts to boil. Add one green chilli pepper, including the seeds, to the water and let it cook for around 5 to 10 minutes. Once the time is up, strain the chilli and seeds out of the water and keep the water in the pot. Pour around 900ml of water into the pot (over the top of the chilli infused water) and leave to boil again. Stir in 60g of cocoa powder and 2sp of vanilla extract. Keep stirring until the cocoa powder is all mixed in and looks smooth. Leave to cool before drinking to enjoy the traditional Aztec way!

-  Prepare an Aztec fruit salad using fruits enjoyed by many at that time such as guava and papaya.
-  Fix up a recipe that uses mushrooms. The Aztecs ate a variety of different mushrooms and fungi. Some examples of delicious dishes that you could make are mushroom stroganoff, mushroom soup or stuffed mushrooms.
-  Make a dish using turkey as the main ingredient. Alternatively, vegetarians could try making the same recipe using a turkey substitute.

Why?

Turkeys were raised for meat and eggs and were important birds to the Aztecs - they even looked up to it like a god and named it the 'jewelled bird'.

-  Many of the foods and drinks the Aztecs enjoyed are ones that we also enjoy in the modern day such as popcorn and chocolate. Put together your own Aztec inspired snack board.
-  The Aztecs loved chilli peppers and used it in a lot of the foods they cooked. Taste test some different types of chilli pepper.
-  Agave was a common ingredient the Aztecs used to add a natural sweetness to their food. Find out where agave comes from.



Games

**PAWPRINT
BADGES**



Play Ullamaliztli, an ancient ballgame played on a ball court by Aztecs. It was often played for fun but was also of great importance in Aztec culture.

How?

Two teams face each other on a ball court or playground, divided by a centre line (make sure the area you are playing in is big enough to move around in). Place a hoop or basket on either side. Players must hit a ball with their torso, but never their hands or feet to aim to get it in the hoop or basket. This game was originally played with a 16-pound rubber ball but for safety, we recommend sticking to a soft, medium-sized rubber or foam ball.



Invent your own ball game to play with your friends, family members or group.



The ruins of the Aztec civilization lie beneath modern-day Mexico City. Play some traditional Mexican playground games.



Cacao was used as currency by the Aztecs; play a trading game of your choice.

Here's an idea!

Why not take a look in to the cocoa trade and how much each person in the chain gets as a percentage of the sale price? Older players could add this into their trading game with some people being given more/less for their assets than others.



The Aztecs built aqueducts that brought fresh water from the mountains into the city of Tenochtitlan. Take part in a water relay race.

How?

To begin, set up two buckets for each team (one should be full of water and the other should start out empty). Place the bucket full of water at the starting line and the other empty bucket at the end of the track. Players must take it in turns to fill a paper cup with water and race to pour it into the empty bucket. Once one player has poured the water from their paper cup into the bucket, they must run back to the team and give the paper cup to the next player. The team that fills the empty bucket with water first are the winners!



Patolli was a popular board game for Aztecs and was played with beans or stones as markers. Play some of your own classic board games but instead of regular pieces, use beans or stones as your game markers!














The Aztec empire was located in Central Mexico. Enjoy a traditional piñata.





Other

**PAWPRINT
BADGES**

-  Create a fact file about the Aztec gods.
-  The busiest market days in Tenochtitlan (the city that the Aztec's built) bought in around 50,000 people! Visit a market local to you.
-  Research the meaning behind the eagle eating a snake on top of a cactus that is pictured in the centre of the Mexican flag.
-  Watch a documentary about the Aztecs.
-  The Aztecs were great builders and engineers - they built roads, bridges and causeways to connect their empire. Plan out and design your very own imaginary city.
-  Visit the British Museum in London to view their permanent Mexico gallery, which focuses on a range of cultures including the Aztecs. This museum includes their famous turquoise mosaic and painted ceramics.
-  Discover more about why the Aztecs used two calendars.
-  Read "So You Think You've Got it Bad?" A Kid's Life in the Aztec Age" by Chae Strathie and Marisa Morea. This is one of the many books, published in collaboration with the British Museum and is informative as well as entertaining.
-  Write your own fictional story about the Aztecs and their adventures.
-  Many Aztec priests had impressive skills when it came to astronomy! Find out some of your own fun astronomy facts.
-  Watch or read 'Angry Aztecs' - part of the Horrible Histories collection.

Here's an idea!

Why not also listen and sing along to the Aztec Priests' song from the Horrible Histories series?

-  Chocolate was a highly valued ingredient and was considered a gift from the god, Quetzalcoatl (also known as the feathered serpent god). The Aztecs often drank it as a comforting beverage in order to prepare for war. Put together a hot chocolate buffet.
-  The Aztecs built the city of Tenochtitlan in 1325 on an island on a lake. Find out how many other cities around the world were built on water.

Adventure Complete?

Reward your young adventurers with their Aztecs Challenge badge to mark their achievements! Head to the website to bag yours, download certificates and discover even more adventures!



Create a Keepsake!

Experienced adventure? Made memories? Then it's time to create a keepsake! Our Pawprint Family camp blankets are the perfect place to sew your badges and look back on them for years to come.



Personalise it!

Got your camp blanket? Then it's time to make it yours! Our alphabet badges are big, bright and bold...the perfect addition to your camp blanket, hoodies, bags and more. What will you personalise first?



Even More Rewards!

We're all about added value here at Pawprint Family. In addition to the 1000s of free activity ideas and resources you'll find loyalty stickers in every order and you can claim Children's University learning hours too!



Subscribe to the **Tribe News** for all the latest adventures direct to your inbox!

Scan me!

