

**PAWPRINT  
BADGES**

# Teddy Bears' Picnic Challenge



**Rik Bear is bringing you the 1st in the collection!**

This Challenge Pack contains lots of fun activities on a Teddy Bear's Picnic theme. Get your picnic blanket and bears at the ready!

For even more programme ideas check out our 'Picnic' board over on [www.PawprintFamily.com](https://www.PawprintFamily.com)

**#AdventureForAll**  
[www.PawprintFamily.com](https://www.PawprintFamily.com)

# Meet the FAMILY

Hi there! We're Charlotte & Jamie, the husband and wife team behind the Pawprint Family and we believe in #AdventureForAll.

It's our mission to help leaders, teachers and parents save time by providing ideas and opportunities to help them deliver everyday adventure and skills for life. We do this through our family of brands; find out more below and head to the website for your next adventure!



## PAWPRINT BADGES

Pawprint Badges provides thousands of free activity ideas and resources to help leaders, teachers and parents deliver fun and adventure.

Every activity helps you share skills for life and is linked to one of our pawesome embroidered badges. Build your collection and celebrate adventures, new skills and knowledge gained.

## PAWPRINT TRAILS

Pawprint Trails are treasure-hunt style walks around locations in the UK. Solve puzzles, track down the answers and explore everything our great country has to offer.

From historical sights to popular culture discover something new or rediscover a love for where you live then collect the badge to remember your adventures!

Whether you're looking for the perfect addition to your next family holiday or a few hours of fun with friends; each trail can be completed in a few hours or extended with our activity suggestions in to a weekend or a week's worth of fun!

## PAWPRINT TALES

Pawprint Tales are fully illustrated stories that can be enjoyed by the whole family. Join Alfie (our fox-red Labrador) on his adventures around the UK – solving puzzles, turning detective and making new friends. With twists and turns, every tale is an opportunity to discover new places, people and history without needing to leave the comfort of your own home.

Enjoy Pawprint Tales alongside your Pawprint Trails or as a standalone adventure!

## PAWPRINT TRUST

Every brand in the Pawprint Family supports the Pawprint Trust with a percentage of profits from every sale providing grants to young people. We're passionate about enabling young people to access life changing adventures.

Share your adventures and join us over on our social channels for even more adventures and a nosy behind the scenes at Pawprint HQ!



@pawprintfamily



@pawprint\_family


# PAWPRINT BADGES

You can view the extended terms of use on our website  
**[www.pawprintfamily.com/terms-conditions](http://www.pawprintfamily.com/terms-conditions)**










# Craft

**PAWPRINT  
BADGES**

-  Make some bunting to decorate your home or meeting place ready for a Teddy Bears' Picnic party.

Here's an Idea!

If you're aged 5-11 you could make bunting using paper and string, if you're aged 11+ maybe you could use a sewing machine and fabric to make your bunting? You could co-ordinate the colours for your bedroom...

-  Make a teddy bear from Hama beads.
-  Make teddy bear finger puppets.
-  Make a pipe-cleaner teddy bear.
-  Complete a teddy bear colouring sheet.
-  Bring your teddy bear to your group/meeting and make an outfit for them using recycled materials.
-  Make a teddy bear that can move its arms and legs using split pins.
-  Make a teddy bear mask using a paper plate and any other materials you may have.



Here's an Idea!

This is a great activity to give you the chance to have a clear out of all those old craft materials - why not go wild and have a ball making your Teddy Bear masks using old wool, tissue and pompoms?!

-  Design (and make if you like) a picnic blanket.

Here's an idea!

If you're feeling creative you could learn how to weave and create your own sample of a woven blanket!


-  Make paper chains to decorate your home or meeting place ready for your teddy bears' picnic party.
-  Use potato printing to make bear paw prints then cut them out and use them for a bear hunt to tick off your game challenge at the same time!





# Food

**PAWPRINT**  
**BADGES**

-  Make some sandwiches with your teddy bear's favourite filling, then cut them into bear shapes using biscuit cutters.

-  Make teddy bear shaped biscuits.

Here's an Idea!

Why not make shortbread biscuits and add coco powder instead of some of the flour to make your teddies all different colours!?

-  Blindfolded, try all the different flavours of bear shaped crisps and see if you can guess which flavour is which.


Question?

Can you think of any other bear themed foods to try? If you can why not try them all at your Teddy Bears' Picnic?

-  Make fairy cakes (or buy them) and decorate them to look like teddy bears.

Here's an Idea!

Why not use giant chocolate buttons for ears and a sugar covered sweetie for a nose? You could add cocoa powder to butter cream to cover your cakes in and make your teddy bears brown or add food colouring make pink, purple or even green teddies!

-  Make a banana and honey bread for your teddy bears' picnic party - your furry friends will love it!


Question?

Can you think of any other foods that bears like to eat? What's your teddy bear's favourite snack? Why not make it for your teddy bears' picnic party for your furry friend to enjoy?

-  Make a jelly for your teddy bears picnic and add gummy bear sweets to make it a real bear treat!

Here's an idea!



Can you find a teddy bear shaped jelly mould? Then you could have a teddy bear-tastic jelly!

-  Make a marshmallow teddy bear using different sized marshmallows and cocktail sticks. Use chocolate drops or writing icing to add details such as the eyes and a smiley mouth.






# Games

**PAWPRINT**  
**BADGES**

-  Complete a bear themed word-search.
-  Play 'Picnic Blankets', based on the game 'Islands'.



## How?

One person is on, this person is the 'Grizzly Bear'. All the other 'bears' run around, once tug you must sit on the floor and become a 'picnic blanket'. When the leader shouts "Picnic blankets are safe" everyone still in must touch a 'picnic blanket' during which time they can not be tug by the 'Grizzly Bear'. The leader then shouts "Go" and everyone still in runs around again. Continue until you have 1 person left in, this person is the winner!

-  Play 'Fruit Salad' but swap the fruits for: Polar bear, Koala Bear, Grizzly Bear, Teddy Bear and for 'Fruit Salad' shout 'Teddy Bears' Picnic'.
-  Play 'Corners' and name each one after a different type of bear, or maybe even a bears favourite food!
-  Play 'Farmer Farmer'/'British Bulldog'.



## How?

One person is on, they stand in the centre. Everyone else lines up at one end of the room and repeats the rhyme, "Teddy Bear, Teddy Bear, may we join your picnic," the person who is in the middle then says "Yes, but only if you're wearing....." and says a colour. The aim of the game is then for those who are wearing that colour to get to the other end of the room without being tug. Once tug you must join the middle. Continue until one person is left, they are the winner!

-  Complete a bear themed quiz or name the famous cartoon bears.
-  Play the Chocolate game and use Teddy bear fancy dress.

## How?


Sit in a circle with a large bar of chocolate, fancy dress and knife and fork in the centre. Take it in turns to roll a dice. When someone rolls a six they must jump up, put on all the fancy dress and cut chunks of chocolate from the big bar. Only one square must be cut at a time and the knife and fork must be used!

-  Play 'Bear in a Wood' based on 'Squirrel in a Tree'/'Rabbit in a Burrow'.
-  Think of a traditional game and adapt it with a Teddy Bear theme. Teach it to someone else or another group.



# Other

**PAWPRINT**  
**BADGES**

-  Hold a Teddy Bear's Picnic at home or at your meeting place. Invite your family and friends to join you.




Here's an Idea!

Why not take pictures of you doing your Teddy Bears' Picnic Challenges and make a display of them at your teddy Bears' Picnic to show others what been up to?

-  Write a short story about your teddy bear. What adventures do they have whilst you're asleep?



Here's an Idea!

Why not enter your short story into a competition or use it towards a badge?

-  Read a teddy bear themed story.
-  Watch Toy Story/ Toy Story 2/ Toy Story 3 or any other film you can think of with toys/teddy bears in.
-  Sing some teddy bear songs.





Here's an Idea!

Why not sing: 'We're going on a bear hunt', 'Teddy bear, teddy bear' or any other songs you can think of.

-  Run a 'Guess the name of the Teddy Bear' as a fund raiser.
-  Run a Teddy Tombola as a fund-raiser.

Here's an Idea!

Why not run your fund-raiser at a local fair or fete to let the local community know what you're up to?

-  Make a den. Bears like to hide in caves so make sure your den is nice and cosy, somewhere your teddy would like to live!
-  Raise money for Children In Need to help Pudsey Bear.
-  Teddy bears get their name from the U.S. President Theodore 'Teddy' Roosevelt. Find out why and when he was president.
-  Find out about the most expensive teddy bears in the world.

## Adventure Complete?

Reward your young adventurers with their Teddy Bears' Picnic Challenge badge to **mark their achievements!** Head to the website to bag yours, download certificates and discover even more adventures!



## Create a Keepsake!

Experienced **adventure**? Made **memories**? Then it's time to create a **keepsake**! Our Pawprint Family camp blankets are the perfect place to **sew your badges** and look back on them for years to come.



## Personalise it!

Got your camp blanket? Then it's time to make it yours! Our alphabet badges are **big, bright and bold**...the perfect addition to your camp blanket, hoodies, bags and more. What will you personalise first?



## Even More Rewards!

We're all about added value here at Pawprint Family. In addition to the 1000s of **free activity ideas** and resources you'll find **loyalty stickers** in every order and you can claim Children's University learning hours too!



Subscribe to the **Tribe News** for all the latest adventures direct to your inbox!

Scan me!

