

**PAWPRINT  
BADGES**

# Summer Challenge



**Rik Bear is bringing you the 5th in the collection!**

This Challenge Pack contains lots of fun activities on a summer theme. Get your trunks and sun cream at the ready as we have a summer sun adventure!

For even more programme ideas check out our 'Summer' board over on [www.Pinterest.com/PawprintFamily](https://www.Pinterest.com/PawprintFamily)

**#AdventureForAll**  
[www.PawprintFamily.com](https://www.PawprintFamily.com)

# Meet the FAMILY

Hi there! We're Charlotte & Jamie, the husband and wife team behind the Pawprint Family and we believe in #AdventureForAll.

It's our mission to help leaders, teachers and parents save time by providing ideas and opportunities to help them deliver everyday adventure and skills for life. We do this through our family of brands; find out more below and head to the website for your next adventure!



## PAWPRINT BADGES

Pawprint Badges provides thousands of free activity ideas and resources to help leaders, teachers and parents deliver fun and adventure.

Every activity helps you share skills for life and is linked to one of our pawesome embroidered badges. Build your collection and celebrate adventures, new skills and knowledge gained.

## PAWPRINT TRAILS

Pawprint Trails are treasure-hunt style walks around locations in the UK. Solve puzzles, track down the answers and explore everything our great country has to offer.

From historical sights to popular culture discover something new or rediscover a love for where you live then collect the badge to remember your adventures!

Whether you're looking for the perfect addition to your next family holiday or a few hours of fun with friends; each trail can be completed in a few hours or extended with our activity suggestions in to a weekend or a week's worth of fun!

## PAWPRINT TALES

Pawprint Tales are fully illustrated stories that can be enjoyed by the whole family. Join Alfie (our fox-red Labrador) on his adventures around the UK – solving puzzles, turning detective and making new friends. With twists and turns, every tale is an opportunity to discover new places, people and history without needing to leave the comfort of your own home.

Enjoy Pawprint Tales alongside your Pawprint Trails or as a standalone adventure!

## PAWPRINT TRUST

Every brand in the Pawprint Family supports the Pawprint Trust with a percentage of profits from every sale providing grants to young people. We're passionate about enabling young people to access life changing adventures.

Share your adventures and join us over on our social channels for even more adventures and a nosy behind the scenes at Pawprint HQ!



@pawprintfamily



@pawprint\_family

# PAWPRINT BADGES

## Age 3 - 5



## Age 5 - 7



## Age 7 - 11



## Age 11 - 14



## Age 14 - 18



## Age 18+



## Craft



## Food



## Games



## Other



**Award yourselves a badge for supporting your young adventurers in their activities!**

- 🐾 Adapt activities as necessary to meet your needs.
- 🐾 Add your own activity ideas or develop them into projects.
- 🐾 Use what you have; don't buy in lots of new materials/equipment.
- 🐾 No need to send us evidence, responsible grown-ups decide when the badge has been earned.
- 🐾 One challenge badge can take as long as you like; from a few hours to days or even a full term!


Please Do	You May Not
Use this resource with your young adventurers.	Redistribute or sell this resource in any way, shape or form.
Direct people to this resource online by sharing our website links.	Upload this resource to a website for download.
Tell your friends/family/colleagues about us!	Copy or modify any part of this resource to share with others either for free or for sale.
Share photos of you enjoying your adventures with us on social media.	Use any text, graphics, content or fonts without our written permission.

You can view the extended terms of use on our website  
**[www.pawprintfamily.com/terms-conditions](http://www.pawprintfamily.com/terms-conditions)**









# Craft

**PAWPRINT  
BADGES**

-  Build yourself a cardboard canoe using recycled boxes and reinforced tape.

## Here's an Idea!

You could try making different types of boats then try them out! Is there a local boating lake near by that you could use to test your creations? Make sure you only use water that is safe and manned by a life-guard!

-  Make a sand castle and have a competition for the best one.
-  Make a Summer outfit for your Teddy Bear.
-  Make a twirly windmill to put in the garden or take to the beach. Use our 'Catherine Wheel' resource to help you.
-  Make a postcard and send it back to your unit or to a friend/family member to tell them what you got up to over the summer holidays.
-  Make a CD wind spinner using old CDs and sequins.
-  Make a Frisbee using paper plates.




## How to!

Get 2 paper plates and cut out the centres. Decorate the underside of both plates and then place them together to make a 'UFO' with the 'right' sides together. Staple around the edges and get playing!

-  Make your very own outdoor game.

## Here's an Idea!

Fancy a game of 10-pin bowling? Use old, empty pop bottles and pop some rice in the bottom to weight them down. You could even decorate them with pictures of different ice lollies and give them each a points score.


-  Make a sun-catcher.
-  Mix your own chalk paint and decorate the paths outside your home/meeting place.
-  Create art using squirty water pistols; mix paint with the water and shoot at canvases or paper stuck to your wall/fence outside.





# Food

**PAWPRINT  
BADGES**

-  Try different flavours of ice cream whilst blind folded and see if you can guess the flavour correctly.

-  Make ice lollies.

Here's an Idea!

You could use a flavoured desert custard for more of an ice cream texture or use flavoured fruit juice and add pieces of fruit for a healthier treat.

-  Have a BBQ.

Want more of a challenge?


Make a campfire rather than using a BBQ. Try marinating your meat before cooking it or trying something more adventurous to eat.

-  Get that Summer feeling and make yourself some alcohol-free cocktails.

Recipe for a 'Shirley Temple'!

Take a large glass, add half a cup of Sprite or 7-up and quarter of a cup of orange juice. Then add two table spoons of grenadine, letting it settle down at the bottom of the glass. To garnish, use a maraschino cherry. You could add umbrellas or sprinklers.

-  Make your own flavoured ice slush using crushed ice and flavoured syrup, stack up different colours/flavours for a rainbow effect.


-  Make some Rainbow fruit skewers using strawberries, watermelon, orange, pineapple, grapes and blueberries!

-  Make some fabulous layered ice cream sundaes!

Here's an idea!

You could use ice cream, biscuits, chocolate chips, marshmallows, cookie pieces, waffles, sweets, whipped cream, chopped nuts etc. Don't forget to check if anyone in your unit has any allergies.



-  Make your own lemonade. You could sell it at a local Summer fair to raise funds for charity or your group.

-  Nothing says summer like a BBQ. Create your own BBQ favourites and cook them up with friends and family; a great way to celebrate the start of the Summer!






# Games

**PAWPRINT  
BADGES**

-  Complete a Summer themed word-search.
-  Play a wide game.





## What?

Summer is a great time to get out an about and enjoy those long, hot evenings (well, not so much in the UK but you get the idea!). A wide game is an extended, outside game that gets you solving problems and collecting things (like a treasure hunt) they're a great idea for camps/holidays, or if you're lucky enough to have a large outside space at your meeting place you could play a wide game for the whole of a unit meeting.

-  Play 'Fruit Salad' but swap the fruits for: Sunshine, Sand, Bucket and Spade for 'Fruit Salad' shout 'Summer Time'. Alternatively play the game and make up your own names.
-  Have your own eco-friendly volleyball match with a recycled ball made from newspaper and old carrier bags.
-  Have a water night.

## How?

Have a night full of watery fun (best on a warm evening). Have wet sponge relay races, play 'splat' with water pistols or make a slippery slide with an old piece of tarpaulin, a hose pipe and plenty of washing up liquid. As a leader the materials for a water night are cheap, lots of the bargain shops have sets of water pistols for £1 and lots of young people will have their own at home. This is a great night to invite parents to join in on the fun. If you wanted to make it a little more serious you could link to the lack of water around the world and the number of children who walk miles for water everyday.

-  Have a game of Frisbee.
-  Play a game of rounders. Perhaps you could invite another unit to join you and have a match unit vs. unit?
-  Get yourself a beach ball and play some beach ball games.
-  Play 'Sunglasses Swap' with your Rik-Bans.

## How?

Each person brings their sunglasses. In groups you must then guess which glasses belong to each person based on style.



# Other

**PAWPRINT  
BADGES**

-  Hold a Summer Fair. You could run lots of stalls yourselves and invite others to come and hold stalls as well.




## Here's an Idea!

Why not use your fair to raise some money for your group. You could sell tickets and include refreshments, run a raffle, tombola or paint faces for a small fee. If you wanted you could split your profits with a charity of choice.

-  Hold a beach themed party. You could decorate the space like a beach or a desert island.

## Here's an Idea!

Why not make some ice cream bunting to decorate your party and use it to count towards the craft element of the badge?

-  Take a trip to the beach.
-  Make your own summer den, either from sheets and chairs or for something more adventurous and build a shelter in the wood.
-  Enjoy a picnic.




## How?

You could go on a penny hike (flip a coin to decide whether or not you will go left or right on your walk) and enjoy a picnic along the way, or enjoy a picnic at home/in your meeting place. Why not do the Teddy Bears' Picnic Challenge?

-  Get outdoors and have a go at painting with your feet and your toes.

## How?

Get some large rolls of lining paper and put your paints on paper plates then dip in your toes and feet and get painting. You could create a large group artwork or each try and create your own picture.

-  Take part in a local carnival or summer walking day. You could dress up and decorate a float or join a walking parade.
-  Find out about celebrations from different countries that take place in the summer.
-  Discover when British Summer Time officially begins and why.

## Adventure Complete?

Reward your young adventurers with their Summer Challenge badge to **mark their achievements!** Head to the website to bag yours, download certificates and discover even more adventures!



## Create a Keepsake!

Experienced **adventure**? Made **memories**? Then it's time to create a **keepsake**! Our Pawprint Family camp blankets are the perfect place to **sew your badges** and look back on them for years to come.



## Personalise it!

Got your camp blanket? Then it's time to make it yours! Our alphabet badges are **big, bright and bold**...the perfect addition to your camp blanket, hoodies, bags and more. What will you personalise first?



## Even More Rewards!

We're all about added value here at Pawprint Family. In addition to the 1000s of **free activity ideas** and resources you'll find **loyalty stickers** in every order and you can claim Children's University learning hours too!



Subscribe to the **Tribe News** for all the latest adventures direct to your inbox!

Scan me!

