

**PAWPRINT
BADGES**

Squirrel Challenge



Joining the Woodland Collection... Welcome Scarlet!

Snuffling around in the leaves on the woodland floor and enjoying the views from the tops of the trees, are you ready to discover the wonder of the woods?

For even more programme ideas check out our 'Squirrel' board over on www.Pinterest.com/PawprintFamily

#AdventureForAll
www.PawprintFamily.com

Meet the FAMILY

Hi there! We're Charlotte & Jamie, the husband and wife team behind the Pawprint Family and we believe in #AdventureForAll.

It's our mission to help leaders, teachers and parents save time by providing ideas and opportunities to help them deliver everyday adventure and skills for life. We do this through our family of brands; find out more below and head to the website for your next adventure!



PAWPRINT BADGES

Pawprint Badges provides thousands of free activity ideas and resources to help leaders, teachers and parents deliver fun and adventure.

Every activity helps you share skills for life and is linked to one of our pawesome embroidered badges. Build your collection and celebrate adventures, new skills and knowledge gained.

PAWPRINT TRAILS

Pawprint Trails are treasure-hunt style walks around locations in the UK. Solve puzzles, track down the answers and explore everything our great country has to offer.

From historical sights to popular culture discover something new or rediscover a love for where you live then collect the badge to remember your adventures!

Whether you're looking for the perfect addition to your next family holiday or a few hours of fun with friends; each trail can be completed in a few hours or extended with our activity suggestions in to a weekend or a week's worth of fun!

PAWPRINT TALES

Pawprint Tales are fully illustrated stories that can be enjoyed by the whole family. Join Alfie (our fox-red Labrador) on his adventures around the UK - solving puzzles, turning detective and making new friends. With twists and turns, every tale is an opportunity to discover new places, people and history without needing to leave the comfort of your own home.

Enjoy Pawprint Tales alongside your Pawprint Trails or as a standalone adventure!

PAWPRINT TRUST

Every brand in the Pawprint Family supports the Pawprint Trust with a percentage of profits from every sale providing grants to young people. We're passionate about enabling young people to access life changing adventures.

Share your adventures and join us over on our social channels for even more adventures and a nosy behind the scenes at Pawprint HQ!



@pawprintfamily



@pawprint_family

HOW TO: Use Your Challenge Pack



This Challenge Pack has been divided into 4 sections: Craft, Food, Games and Other. In order to help you provide a balanced and varied programme for your young adventurers we recommend that the following number of activities are completed by each age group:

Age 3 - 5							Craft	Food	Games	Other	PICK
Age 5 - 7											
Age 7 - 11		+									
Age 11 - 14		+									
Age 14 - 18		+									
Age 18+		+									

Leaders, Teachers & Parents
Award yourselves a badge for supporting your young adventurers in their activities!

TOP TIPS

- Adapt activities as necessary to meet your needs.
- Add your own activity ideas or develop them into projects.
- Use what you have; don't buy in lots of new materials/equipment.
- No need to send us evidence, responsible grown-ups decide when the badge has been earned.
- One challenge badge can take as long as you like; from a few hours to days or even a full term!

Terms of Use

By downloading or purchasing this resource you agree to our terms of use as outlined below. As a husband and wife team we work hard to keep all of our resources and activity ideas available free of charge; we can only do this with your help.

Please Do	You May Not
Use this resource with your young adventurers.	Redistribute or sell this resource in any way, shape or form.
Direct people to this resource online by sharing our website links.	Upload this resource to a website for download.
Tell your friends/family/colleagues about us!	Copy or modify any part of this resource to share with others either for free or for sale.
Share photos of you enjoying your adventures with us on social media.	Use any text, graphics, content or fonts without our written permission.




If you are unsure or have any questions about these terms of use please email
info@pawprintfamily.com

You can view the extended terms of use on our website
www.pawprintfamily.com/terms-conditions





Craft

**PAWPRINT
BADGES**

-  Craft your own squirrel feeder.
-  Squirrels eyes are positioned to allow them to see behind them. Make a periscope so you can see behind you.
-  Make a tooth brushing chart to keep track of your dental care or make a giant mouth teeth brushing activity using plastic bottle bottoms for the teeth (see our Pinterest board for some ideas).





Why?

Squirrels front teeth never stop growing and grow at a rate of 6 inches per year (that's about 15 centimetres)!

-  Tommy Tucker was a squirrel who was also a famous fashion model in America in the 1940s. With over 100 outfits and matching hats, create an outfit for a soft toy.
-  Build a bridge to support the weight of a can of beans.

Why?

In Indian legend, a squirrel helped Lord Rama to build the Rama Setu bridge. Pleased by the creature's dedication, Lord Rama stroked the squirrel's back leaving the white stripes found on the Indian Squirrel's back.

-  Slappy and Skippy squirrel were animated in the Animaniacs series during the 1980s and 1990s. Create your own animation using stop-motion (there are some great free apps available to help you!)
-  Squirrels hide their nuts and store them over the winter. Hide your own treats in a home made, squirrel shaped pinata.
-  In The Tale of Squirrel Nutkin by Beatrix Potter, Squirrel Nutkin and his brother sail to Owl Island on rafts made of twigs. Have a go at building your own raft (large or small) and sailing them.
-  Make a drey of your own.

What?

A drey is the nest of a squirrel, round in shape and made from twigs, grass and leaves. Built in the fork of a tall tree they are also known as 'drey nests' as opposed to 'cavity nests' which are built in abandoned woodpecker holes.



Food

**PAWPRINT
BADGES**

- 🍃 Sweet chestnuts are a favourite of squirrels like Scarlet. Make a recipe using or try chestnuts.
- 🍃 Squirrels can eat their body weight each week. How much would you have to eat to eat your body weight? Can you work out how many pizzas or loaves of bread, how many nuts, etc?
- 🍃 Take a look at human teeth, what each tooth is designed to do and what foods they like and don't like, i.e. which foods are good for our teeth and which are not?

Why?

Squirrels front teeth never stop growing! The top and bottom teeth line up perfectly so they wear down equally.

- 🍃 Squirrels are nuts about nuts but they eat lots of other foods. Find out what other foods they include in their diet.
- 🍃 Try different nuts; how do they smell and taste? Which are your favourites and why? Remember: nut allergies are common so check with the people in your group first to ensure there are no nasty surprises!
- 🍃 Create your own woodland fudge tree slices.

What?

Make 2 types (colours) of fudge, a plain and a chocolate. Roll both in to sheets and then layer one on top of the other. Roll in to a spiral and slice to create your log slices. See our Pinterest board for more ideas.

- 🍃 Make or mix some squirrel food.
- 🍃 Squirrels will eat vegetables, fungi and fruit; all staple foods in a vegetarian diet. Make a vegetarian dish.
- 🍃 Squirrel meat is commonly eaten in America and (reportedly) tastes similar to rabbit. Prepare, cook and taste rabbit or if you're feeling adventurous order some squirrel meat from an online retailer.
- 🍃 Bake a cake and decorate it to look like a tree stump. Hollow out the centre of the cake and hide some nuts or nutty truffles in the centre.
- 🍃 Make and decorate cake pops to look like acorns.



Games

**PAWPRINT
BADGES**

- Have a nut hunt/treasure hunt to find and gather your nuts ready for Winter.
- Scrat is the saber tooth squirrel from the Ice Age movies. Complete a series of challenges in a wide game to earn your acorns. Your activities could be challenges from this pack or themed around the Ice Age films.
- Play Squirrel in a Tree.

How?





One person is the squirrel, another is the fox. Everyone else gets into pairs to make the trees. The pairs spread themselves around the room making archways/ 'trees', these are the safe-havens for the squirrel. Essentially it is a game of 'tag' where the squirrel is being chased by the fox, however when the squirrel runs through/waits in one of the 'trees' they are safe and cannot be tug. The squirrel cannot be in a tree for more than 5 seconds.

- Have a relay to sort the foods in to those that teeth like and don't like (those that are good for them and those that aren't). Link this with your food challenge to tick off two challenges in one!
- Squirrels bury their food but often forget where they buried it and lose 25% to thieves. Play a team game to gather and defend your nut store (like capture the flag). The team with the most nuts at the end of the game wins.
- Use our Spy Code Wheel resource to decode secret messages like the Secret Squirrel, the animated cartoon character from the 1960s.
- Squirrels pretend to bury food to put off any onlookers. This is known as "deceptive caching". Play a game of 'Wink Murder' or '2 Truths and a Lie' and see how deceptive you can be.
- Complete a Total Wipeout style obstacle course. Squirrels are super agile and (as anyone with a bird feeder knows) are known to go to extreme lengths to get their claws on food!
- Play a game of 'Guess Who?'...squirrels can recognise people.
- Try your hand at an Escape Game; in The Tale of Timmy Tiptoes by Beatrix Potter, Timmy the squirrel is believed to be a nut-thief and is imprisoned in a tree. He escapes when the tree is toppled in a storm.
- Have a game of tag rugby and try to steal each others 'Tails'. In the story of Squirrel Nutkin by Beatrix Potter, Nutkin loses most of his tail for taunting Old Brown owl with riddles.











Other

**PAWPRINT
BADGES**

-  Celebrate National Squirrel Appreciation Day on 21st January.
-  Visit a nature reserve and see Red Squirrels (like our very own Scarlet) in the wild. There are several locations around the UK, which one is closest to you. You could get involved in the planning of your visit for an additional challenge.
-  Read a book with a squirrel character.
-  Plant a tree from an acorn/nut.

Why?

Squirrels bury their nuts in the ground but lose up to 25% to thieves and forgetting where they buried their stash. As a result tree squirrels are one of the most important animals for helping oaks spread.

-  Volunteer with the Woodland or Wildlife Trusts and help plant trees or protect Red Squirrel habitat.
-  Squirrels use their tails to signal to each other. Learn a method of communication using signaling such as semaphore or Morse code. Alternatively discover the origins of these communication methods.
-  Do some activities surrounding road safety. Tufty Fluffytail is The Royal Society for the Prevention of Accidents (RoSPA)'s iconic red squirrel who was instrumental in helping millions of children to learn about road safety from the 1950s to 1990s.
-  Red squirrels are officially classified as Near Threatened in England, Wales and Northern Ireland. Find out what we can do to help their numbers increase and do something to raise awareness of the cause.
-  Squirrels are excellent climbers. Go climbing indoor or outdoors. Remember: safety first, only climb with qualified instructors.
-  Set up a web-cam in your garden and capture some squirrel action!
-  Watch any of the Ice Age films and follow Scrat the saber tooth squirrel's trials.
-  Squirrels are good at navigating obstacles. Go on a walk and navigate your route or take a penny hike by flipping a coin at each turn, i.e. heads for left and tails for right.

Adventure Complete?

Reward your young adventurers with their Squirrel Challenge badge to mark their achievements! Head to the website to bag yours, download certificates and discover even more adventures!



Create a Keepsake!

Experienced adventure? Made memories? Then it's time to create a keepsake! Our Pawprint Family camp blankets are the perfect place to sew your badges and look back on them for years to come.



Personalise it!

Got your camp blanket? Then it's time to make it yours! Our alphabet badges are big, bright and bold...the perfect addition to your camp blanket, hoodies, bags and more. What will you personalise first?



Even More Rewards!

We're all about added value here at Pawprint Family. In addition to the 1000s of free activity ideas and resources you'll find loyalty stickers in every order and you can claim Children's University learning hours too!



Subscribe to the **Tribe News** for all the latest adventures direct to your inbox!

Scan me!

