

Spring Challenge



Rik Bear is bringing you the 4th in the collection!

This Challenge Pack contains lots of fun activities on a Spring theme. With the smell of new grass on the air, get those feet springing into adventure!

For even more programme ideas check out our 'Spring' board over on www.Pinterest.com/PawprintFamily

#AdventureForAll
www.PawprintFamily.com

Meet the FAMILY

Hi there! We're Charlotte & Jamie, the husband and wife team behind the Pawprint Family and we believe in #AdventureForAll.

It's our mission to help leaders, teachers and parents save time by providing ideas and opportunities to help them deliver everyday adventure and skills for life. We do this through our family of brands; find out more below and head to the website for your next adventure!



PAWPRINT BADGES

Pawprint Badges provides thousands of free activity ideas and resources to help leaders, teachers and parents deliver fun and adventure.

Every activity helps you share skills for life and is linked to one of our pawesome embroidered badges. Build your collection and celebrate adventures, new skills and knowledge gained.

PAWPRINT TRAILS

Pawprint Trails are treasure-hunt style walks around locations in the UK. Solve puzzles, track down the answers and explore everything our great country has to offer.

From historical sights to popular culture discover something new or rediscover a love for where you live then collect the badge to remember your adventures!

Whether you're looking for the perfect addition to your next family holiday or a few hours of fun with friends; each trail can be completed in a few hours or extended with our activity suggestions in to a weekend or a week's worth of fun!

PAWPRINT TALES

Pawprint Tales are fully illustrated stories that can be enjoyed by the whole family. Join Alfie (our fox-red Labrador) on his adventures around the UK – solving puzzles, turning detective and making new friends. With twists and turns, every tale is an opportunity to discover new places, people and history without needing to leave the comfort of your own home.

Enjoy Pawprint Tales alongside your Pawprint Trails or as a standalone adventure!

PAWPRINT TRUST

Every brand in the Pawprint Family supports the Pawprint Trust with a percentage of profits from every sale providing grants to young people. We're passionate about enabling young people to access life changing adventures.

Share your adventures and join us over on our social channels for even more adventures and a nosy behind the scenes at Pawprint HQ!



@pawprintfamily



@pawprint_family

PAWPRINT BADGES

You can view the extended terms of use on our website
www.pawprintfamily.com/terms-conditions










Craft

**PAWPRINT
BADGES**

-  Seeing sheep with their lambs in the fields is usually a sign of Spring. Why not make your own woolly friend?

Here's an Idea!

If you're aged 5-7 make your sheep out of card and cotton wool, if you're aged 7-11 why not make your sheep with recycled materials and if you're age 11+ why not try modeling one out of clay?

-  Make a spring themed costume for your teddy bear.
-  Create an animal puppet of one of the Chinese Zodiac animals.
-  Decorate an Easter bonnet, edible or otherwise.
-  Make a rabbit or sheep mask.
-  Chinese New Year happens normally in January or February why not celebrate by making Chinese lanterns or lucky money envelopes; use our 'Chinese New Year Money Envelope' resource to help you.
-  Make an Easter card and give it to someone special.
-  Have a go at flower arranging (see below for some ideas).



Why not?!

Use spring flowers to make a pretty posy, or alternatively make a small arrangement in an up-cycled jam jar or tea cup. The results look really pretty and you could do this craft for Mothers' Day.

-  Decorate an egg.

How to!

Decorating eggs can be messy so always make sure you cover surfaces and floors. Have a go at 'blowing' the egg before decorating or hard boil them. There are lots of ideas for decorating eggs on the internet, take a look! Make your very own pom pom chick. Why not use recycled wool for an eco-friendly chick?!

-  Paint some beautiful butterflies by adding paint in dots to one half of a piece of paper then folding it in half.
-  Create some paper flowers and give them as a gift for Mother's Day or to brighten up your home for Spring.



Food

**PAWPRINT
BADGES**

- 🐾 Different countries celebrate Easter in different ways, in Portugal they make bread with eggs baked into it - try making it or taste some.

- 🐾 Spring is all about new life and things growing. Grow some cress.

Here's an Idea!

Use old tights, a plastic cup, a recycled tin can or an egg shell to grow your cress. Why not draw a face on the front and make it into a cress head?

- 🐾 Make hot cross buns or taste test different brands to see which are your favourite.

Question?

Can you think of any other traditional Easter/spring foods? If you can why not try them or see if you can make them in your meeting.

- 🐾 Decorate cakes to make them look like sheep using lots of mini marshmallows.

Here's an Idea!

There are lots of Spring themed foody crafts you could try like making pineapple flowers and putting them on 'stalks' made from skewers covered in grapes or making pancakes that look like rabbits with a spray cream fluffy tail. For more ideas take a look on the internet.

- 🐾 Make or decorate a simnel cake, traditionally eaten at Easter.

Question?

Simnel cake is a fruit cake covered in a thin layer of marzipan. Traditionally there are 11 marzipan balls placed on top of the cake. Do you know what these represent? Could you find out and find out why we celebrate Easter?

- 🐾 Have a Spring themed 'bake-off'. What show-stopper will you make?
- 🐾 Make crispy cake nests with mini-eggs.
- 🐾 Try or make fortune cookies for Chinese New Year.
- 🐾 Make pancakes using tin-can cooking.
- 🐾 Have a Chinese take-away and try something new!



Games

**PAWPRINT
BADGES**

 Complete a Spring themed word-search, how many words can you find?

 Play 'Bunny in a Burrow'.

How?

One person is the Bunny, another is the fox. Everyone else gets into pairs to make the burrows. The pairs spread themselves around the room making archways/'burrows', these are the safe-havens for the bunny. Essentially it is a game of 'tag' where the bunny is being chased by the fox, however when the bunny runs through/waits in one of the 'burrows' they are safe and cannot be tug. The bunny cannot be in a tree for more than 5 seconds.

 Play 'Fruit Salad' but swap the fruits for: Crocus, Snowdrop, Pansy and Daffodil and for 'Fruit Salad' shout 'Spring Flowers'. Alternatively play the game with an Easter theme and make up your own names.

 Have your very own Easter Egg hunt.

 Play the 'Chocolate Game' but use Easter eggs or spring themed fancy dress.

How?


Sit in a circle with a selection of Easter Eggs unwrapped/a large bar of chocolate, fancy dress and knife and fork in the centre. Take it in turns to roll a dice. When someone rolls a six they must jump up, put on all the fancy dress and cut chunks of chocolate from the big bar/eggs. Only one square must be cut at a time and the knife and fork must be used!

 Play 'corners' naming each corner after an animal from the Chinese zodiac or a spring flower.

How?

Each corner has a name. Everyone in the unit stands in the centre of the room. A leader shouts "corners" and everyone must pick one corner to stand in. The leader with their eyes closed then chooses a corner name and everyone stood in the chosen corner is out and must sit to the side. Everyone still in returns to the middle of the room ready to choose a new corner. Play until one person is left, they are the winner!


 Complete a Spring themed Quiz.

 Spring is all about new life. Water brings life to the world. Have a 'water of life' relay using cups with holes in or drainpipes to get water from one end of the relay course to the other.



Other

**PAWPRINT
BADGES**

-  Eggs are a symbol of new life. Complete the 'protect your egg' challenge by looking after an egg for a week. Then try using only a newspaper, protect your egg, then drop it from the top of a step ladder to see if it survives. Alternatively make egg bread with your looked after eggs.






For Leaders...

Getting each of your young people to take an egg home and look after it for a week is a great way of teaching them about responsibility. You could even set challenges for the eggs like being photographed in the most adventurous/hottest/coldest place.

-  Find out what a May Pole is and have a go at making your own.




Here's an idea!

Why not see if you can use any of these activities towards a Rainbow Roundabout/ Brownie Badge/Guide Go For It or a Senior Section Octant!?

-  Read a Spring themed story.
-  Hold an Easter fancy dress party- check first to make sure that everyone's happy with it OR make up some alternative games.
-  Research traditional Easter traditions from other countries; check out our Easter Challenge packs for some ideas.
-  Plant some daffodil/spring bulbs. Have a competition with friends to see who's grows the fastest/biggest.
-  Find out facts about Chinese New Year and complete this year's Chinese New Year Challenge badge.

Question?

Are there any other religious festival that happen in the Spring apart from Easter and Chinese New Year? Could you find out about them and think of an activity to celebrate?

-  Take a trip to a farm and see lambs being born or have a go at feeding the lambs.
-  Go on a woodland walk and spot spring bulbs emerging.
-  Spend some time outside tending to your garden after the frosts and harshness of winter; why not have a go at your Gardening Challenge badge?

Adventure Complete?

Reward your young adventurers with their Spring Challenge badge to **mark their achievements!** Head to the website to bag yours, download certificates and discover even more adventures!



Create a Keepsake!

Experienced **adventure**? Made **memories**? Then it's time to create a **keepsake**! Our Pawprint Family camp blankets are the perfect place to **sew your badges** and look back on them for years to come.



Personalise it!

Got your camp blanket? Then it's time to make it yours! Our alphabet badges are **big, bright and bold**...the perfect addition to your camp blanket, hoodies, bags and more. What will you personalise first?



Even More Rewards!

We're all about added value here at Pawprint Family. In addition to the 1000s of **free activity ideas** and resources you'll find **loyalty stickers** in every order and you can claim Children's University learning hours too!



Subscribe to the **Tribe News** for all the latest adventures direct to your inbox!

Scan me!

