

Snowman Beetle Drive













You will need:

- 1. A copy of this sheet per person.
- 2. A pen/pencil each.
- 3. Dice: 1 per group. We recommend groups of no more than 4.

To play:

- 1. Each player takes it in turns to roll the dice.
- 2. Roll a 6 to begin, drawing your head and body.
- 3. Continue to take it in turns rolling the dice. On each number draw the corresponding item until you have a complete snowman.
- 4. The winner is the first person to complete their snowman.



Dice Number	Draw	Game 1	Game 2
	 Hat & Scarf		
	 Arms (x2)		
	 Buttons (x3)		
	 Nose	Game 3	Game 4
	 Eyes & Mouth		
	 Head & Body (x1)		