

**PAWPRINT
BADGES**

Shark Challenge



Sink your teeth into a fin-tastic adventure...

Explore a life under the sea with Hammerheads, Great Whites and Basking Sharks. Only the brave swim into the deep with these spectacular sea creatures.

For even more programme ideas check out our 'Shark' board over on www.Pinterest.com/PawprintFamily

#AdventureForAll
www.PawprintFamily.com

Meet the FAMILY

Hi there! We're Charlotte & Jamie, the husband and wife team behind the Pawprint Family and we believe in #AdventureForAll.

It's our mission to help leaders, teachers and parents save time by providing ideas and opportunities to help them deliver everyday adventure and skills for life. We do this through our family of brands; find out more below and head to the website for your next adventure!



PAWPRINT BADGES

Pawprint Badges provides thousands of free activity ideas and resources to help leaders, teachers and parents deliver fun and adventure.

Every activity helps you share skills for life and is linked to one of our pawesome embroidered badges. Build your collection and celebrate adventures, new skills and knowledge gained.

PAWPRINT TRAILS

Pawprint Trails are treasure-hunt style walks around locations in the UK. Solve puzzles, track down the answers and explore everything our great country has to offer.

From historical sights to popular culture discover something new or rediscover a love for where you live then collect the badge to remember your adventures!

Whether you're looking for the perfect addition to your next family holiday or a few hours of fun with friends; each trail can be completed in a few hours or extended with our activity suggestions in to a weekend or a week's worth of fun!

PAWPRINT TALES

Pawprint Tales are fully illustrated stories that can be enjoyed by the whole family. Join Alfie (our fox-red Labrador) on his adventures around the UK - solving puzzles, turning detective and making new friends. With twists and turns, every tale is an opportunity to discover new places, people and history without needing to leave the comfort of your own home.

Enjoy Pawprint Tales alongside your Pawprint Trails or as a standalone adventure!

PAWPRINT TRUST

Every brand in the Pawprint Family supports the Pawprint Trust with a percentage of profits from every sale providing grants to young people. We're passionate about enabling young people to access life changing adventures.

Share your adventures and join us over on our social channels for even more adventures and a nosy behind the scenes at Pawprint HQ!



@pawprintfamily



@pawprint_family

HOW TO: Use Your Challenge Pack



This Challenge Pack has been divided into 4 sections: Craft, Food, Games and Other. In order to help you provide a balanced and varied programme for your young adventurers we recommend that the following number of activities are completed by each age group:

Age 3 - 5						
Age 5 - 7		Craft	Food	Games	Other	PICK
Age 7 - 11	+					
Age 11 - 14	+					
Age 14 - 18	+					
Age 18+	+					

Leaders, Teachers & Parents
Award yourselves a badge for supporting your young adventurers in their activities!

TOP TIPS

- Adapt activities as necessary to meet your needs.
- Add your own activity ideas or develop them into projects.
- Use what you have; don't buy in lots of new materials/equipment.
- No need to send us evidence, responsible grown-ups decide when the badge has been earned.
- One challenge badge can take as long as you like; from a few hours to days or even a full term!

Terms of Use

By downloading or purchasing this resource you agree to our terms of use as outlined below. As a husband and wife team we work hard to keep all of our resources and activity ideas available free of charge; we can only do this with your help.

Please Do	You May Not
Use this resource with your young adventurers.	Redistribute or sell this resource in any way, shape or form.
Direct people to this resource online by sharing our website links.	Upload this resource to a website for download.
Tell your friends/family/colleagues about us!	Copy or modify any part of this resource to share with others either for free or for sale.
Share photos of you enjoying your adventures with us on social media.	Use any text, graphics, content or fonts without our written permission.





If you are unsure or have any questions about these terms of use please email info@pawprintfamily.com

You can view the extended terms of use on our website www.pawprintfamily.com/terms-conditions





Craft

**PAWPRINT
BADGES**

-  Make your own shark puppet. Create your puppet with an old sock, other unused materials, or get sewing with some felt and thread.
-  Build a 3D shark model out of washed plastic bottles and other recyclable rubbish. Not only are you creating a jaws-ome shark sculpture, you're also making use of recyclable materials to help make our planet more eco-friendly.
-  Transform an old cardboard box into a giant shark head or mask.
-  Get handy with a hammer and do some DIY around the house.





Why?

Hammerhead sharks are known for their uniquely shaped head that looks similar to the top of a hammer. These sharks are said to live in tropical waters worldwide and enjoy a carnivorous diet.

-  Create some shark teeth with air dry clay and string them on a necklace. Be careful not to make them too sharp! No clay? Make your shark teeth out of card or paper instead and thread onto a piece of string.
-  Learn how to knot a net or make a net bag. It is estimated that 100 million sharks are killed every year by getting trapped in fishing nets or lines; can you think of what could we do to stop this from happening?

Did you know?










Unlike humans and most other fish, sharks often have multiple rows of teeth. Shark teeth fall out easily as they are not anchored in bone, and so having hundreds of teeth constantly growing means that if one falls out, another tooth is ready to take its place.

-  Sharks were known as 'sea dogs' by mariners up until the 16th Century. Design or draw your own sea dog using craft materials of your choice.
-  Have a go at marble painting or printing patterns. Some sharks are born with spots, stripes and all sorts of wonderful patterns.
-  Create your own under the sea lantern by filling a jam jar with sand, shells and other beach objects.
-  Paint your own rock shark heads. Collect pointy rocks from the beach and paint shark eyes and teeth on to represent the head of the shark. Check out our 'Shark' Pinterest page for more details.





Food

**PAWPRINT
BADGES**

-  Sharks enjoy eating a variety of fish. Make your own fish cakes.
-  Bake yourself a batch of shark bite cookies. Use a scalloped edged cookie cutter to cut bite-mark patterns out of your cookies as if a Great White Shark has taken a nibble out of them!
-  Sharks often use their nose to sniff out their prey under water. Taste different foods with strong smells such as onions, prawns and Stilton cheese.
-  Make your own shark shaped jelly or jelly shark sweets.
-  Put together your own shark-cuterie board of snacks. Want to make your board even more shark related? Choose a variety of meats fit for a carnivorous shark.
-  Most sharks are usually the top predators in the marine ecosystem and are therefore top of the food chain. Explore different food chains in the sea; are all sharks at the top of the food chain?
-  Transform watermelon slices into a row of sharp shark teeth. Cut carefully into the melon slice with a butter knife to make a pair of edible jagged jaws. Why not turn it in to a shark shape bowl and mix up a fruit salad?
-  Cook a so-fish-ticated fish pie. Why not decorate the top of your pie with little pastry shark fins?
-  Discover what sharks eat. The Bonnethead shark is said to be the world's first omnivorous shark, eating only a plant-based diet. What would you eat if you were a shark?

Did you know?

Although sharks have multiple rows of sharp teeth that are constantly growing, sharks do not actually chew their food! To eat, sharks simply rip off chunks of food and swallow them whole. Some sharks can even go two or three months without eating after they've enjoyed and digested a huge meal.

-  Bake your own fin-tastic shark fin cupcakes. Have a look at our 'Shark' Pinterest board for ideas and recipes.
-  Sink your razor-sharp teeth into shark fin sandwiches. Simply cut your sandwiches into shark fin shapes. Fill your sandwiches with tuna for extra fishy fun.




Games

PAWPRINT
BADGES


 Play the shark attack parachute game.

For Leaders...

In a group of players, make one person a 'lifeguard', one person a 'shark' and the other players sit around the parachute, shaking the parachute to make sea waves. The shark hides underneath the parachute and tries to pull a player underneath by grabbing their leg. The lifeguards wander around the outside of the parachute to try and save the other players from being taken under by the shark. Been pulled under? You're now a shark too!

 Guess the food; identify a variety of strong smelling foods by using only your nose. Make sure you're blindfolded so that you can't cheat.

 Fancy catching some fish? Have a go at the Fishing Game using the free resource available on our website.


 Shark or not? Print off a mixture of close up shark images and try to identify the shark that those features belong to. Can you identify different sharks by their teeth, patterns or heads?


 Feeding Frenzy.


What?

A pile of matchsticks are laid out on the table in front of the players. When the timer starts, grab as many matchsticks as you can before the time runs out, just like sharks having a feeding frenzy in a shoal of fish. Make sure all matchsticks are evenly placed at roughly the same distance away from each player to make the game fair.

 Basking sharks swim with their mouths open. Try to catch ping pong balls in your mouth just like basking sharks scoop up plankton in their mouths at dinner time. Be careful not to swallow them!

 Shark or not? Print off a mixture of close up shark images and try to identify the shark that those features belong to. Can you identify different sharks by their teeth, patterns or heads?












 Name as many shark species as you can. Want more of a challenge? Draw a picture of each shark you know of and get a friend or family member to guess which shark it is (e.g. Hammerhead, Great White, Basking etc.)

 Play a game of Sharks vs Fish. Split into two teams, one team are the sharks and the other team are the fish. Fish need to try and race across the room or garden and get to the other side without being caught by the sharks. To win, sharks need to linger in the middle and tag a fish by its fin to 'catch' it.




Other

**PAWPRINT
BADGES**

-  Sharks can detect electrical impulses, such as another animal's heartbeat, using their 'sixth sense'. Listen to your own heartbeat or feel your pulse. Count how many times your heart pumps blood around your body in 60 seconds.
-  Sing a rendition of baby shark with a family member or friend. For extra fun, have a go the actions for each shark too. Don't know the words? Look up the lyrics and actions online.
-  Shark Awareness Day is on 14th July 2022. Use the day to raise awareness, enjoy special shark themed activities or even go and see some sharks in an aquarium.
-  Duh-dum, duh-dum... Watch Jaws or any other shark inspired film. You could even watch an interesting documentary to learn more about these incredible sea creatures.
-  Sharks don't sleep, they simply have periods of rest instead. They must be so tired! Try to stay awake for as long as you can, it's harder than you think.
-  Make a splash in a swimming pool and see how fast you can swim underwater. Are you as fast as a shark? They can swim up to 30mph in the sea.
-  Become an exoskeleton expert. Visit the Natural History Museum in London to see close-up, life-size models of shark exoskeletons and marvel at their size.
-  Discover the Megalodon, an extinct species of shark that lived millions of years ago that is said to be the largest species of shark that has ever existed, up to a huge 18 metres long.
-  Use your super shark senses to identify 3 things you can see, 2 things you can feel and 1 thing you can smell. Whilst you're using your senses, why not check out our Senses badge on the website too.
-  A Whale Shark is currently the largest shark in the sea with a weight of 20 tons and a length of up to 15 metres long. How many buses long would that be? How many cars would that shark weigh? Work out some equivalents for these massive measurements.
-  Take a trip to your local aquarium and discover the sharks that live there. How many do they have, how old are they and how long have they been there? Are they bred in captivity or rescued? Find out why this might be.

Adventure Complete?

Reward your young adventurers with their Shark Challenge badge to mark their achievements! Head to the website to bag yours, download certificates and discover even more adventures!



Create a Keepsake!

Experienced adventure? Made memories? Then it's time to create a keepsake! Our Pawprint Family camp blankets are the perfect place to sew your badges and look back on them for years to come.



Personalise it!

Got your camp blanket? Then it's time to make it yours! Our alphabet badges are big, bright and bold...the perfect addition to your camp blanket, hoodies, bags and more. What will you personalise first?



Even More Rewards!

We're all about added value here at Pawprint Family. In addition to the 1000s of free activity ideas and resources you'll find loyalty stickers in every order and you can claim Children's University learning hours too!



Subscribe to the **Tribe News** for all the latest adventures direct to your inbox!

Scan me!

