







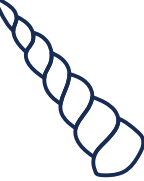

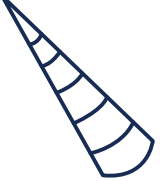













Roll a Unicorn

You will need:

1. A copy of this sheet per group (or each if you prefer)
2. A pen/pencil each
3. Plain paper or a copy of the 'My Unicorn' sheet (see page 2); one per person.
4. Dice: 1 per group. We recommend groups of no more than 4.


To play:

1. Each player takes it in turns to roll the dice.
2. Roll a 6 to start. Draw your unicorn outline on your paper or collect your 'My Unicorn' sheet.
3. The winner is the first person to 'collect' all their body parts and complete their unicorn. Draw the body parts on your unicorn as you collect them.
4. Example: Roll a 6, collect My Unicorn sheet, roll a 2, select and draw chosen horn, roll a 1, draw one eye, roll a 4, select and draw chosen tail, roll a 1, draw other eye...all items completed!

Dice Number	No. Required	Choose			
 Eyes	2	 Draw 1 per roll	 Draw 1 per roll	 Draw 1 per roll	 Draw 1 per roll
 Horn	1				
 Mane	1				
 Tail	1				
 Decorations	3				
 Head & Body	1	Collect 'My Unicorn' sheet or draw your unicorn head and body on your plain paper.			

My Unicorn

Roll a 6 to collect this sheet then roll the dice on your turn to collect your chosen body parts and decorations.



Tick off the items as you collect them:

Eyes	Horn	Mane	Tail	Decorations	Body
<input type="radio"/> <input type="radio"/>	<input type="radio"/>	<input type="radio"/>	<input type="radio"/>	<input type="radio"/> <input type="radio"/> <input type="radio"/>	<input type="radio"/>