



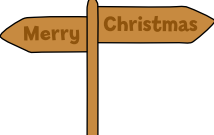




























# Roll a Christmas Snow Globe

## You will need:

- 1. A copy of this sheet per group (or each if you prefer)
- 2. A pen/pencil each and coloured pencils/pens
- 3. Plain paper or a copy of the 'My Snow Globe' sheet (see page 2); one per person.
- 4. Dice: 1 per group. We recommend groups of no more than 4.


## To play:

- 1. Each player takes it in turns to roll the dice.
- 2. Roll a 6 to start. Draw your base on your paper or collect your 'My Snow Globe' sheet.
- 3. The winner is the first person to 'collect' all their decorations and complete their snow globe.  
Draw the snow globe and decorations as you collect them.
- 4. Example: Roll a 6, collect My Snow Globe sheet, roll a 5, add your centre piece, roll a 2, decorate your base, roll a 1, add a background feature, roll a 4, add snow, roll 3, add another decoration...







Dice Number	Choose				
 Background	 Mountains	 Sign Post	 Gingerbread House	 Trees	 Post Box
 Base Decoration	 Stars	 Hearts	 Holly	 Snowflakes	 Sparkles
 Decoration	 Christmas Presents	 Robin	 Gingerbread Man	 Lantern	 Candy Canes
 Snowfall	 Dots	 Snowflakes	 Stars	 Hearts	 Mixed
 Centre Piece	 Christmas Tree	 Snowman	 Rudolph	 Teddy Bear	 Gonk
 Snow Globe	Collect 'My Snow Globe' sheet or draw your snow globe outline on your plain paper.				

# My Snow Globe

Roll a 6 to collect this sheet then roll the dice on your turn to collect your chosen centre piece and decorations. Make it more challenging by collecting the items in the following order: snow globe (6), base decoration (2), centre piece (5), additional decoration (3), background features (1), snowfall (4).



Tick off the items as you collect them:

Background	Base Decoration	Decoration	Snowfall	Centre Piece	Snow Globe
					
<input type="radio"/>	<input type="radio"/>	<input type="radio"/>	<input type="radio"/>	<input type="radio"/>	<input type="radio"/>