

# Reading Challenge



**You can find magic wherever you look...all you need is a book!**  
Get ready to exercise your imagination, discover adventure and travel the world from the pages of your favourite books! Ready? Steady? Let's get reading!

For even more programme ideas check out our 'Reading' board over on  
[www.Pinterest.com/PawprintFamily](https://www.Pinterest.com/PawprintFamily)

**#AdventureForAll**  
[www.PawprintFamily.com](https://www.PawprintFamily.com)

# Meet the FAMILY

Hi there! We're Charlotte & Jamie, the husband and wife team behind the Pawprint Family and we believe in #AdventureForAll.

It's our mission to help leaders, teachers and parents save time by providing ideas and opportunities to help them deliver everyday adventure and skills for life. We do this through our family of brands; find out more below and head to the website for your next adventure!



## PAWPRINT BADGES

Pawprint Badges provides thousands of free activity ideas and resources to help leaders, teachers and parents deliver fun and adventure.

Every activity helps you share skills for life and is linked to one of our pawesome embroidered badges. Build your collection and celebrate adventures, new skills and knowledge gained.

## PAWPRINT TRAILS

Pawprint Trails are treasure-hunt style walks around locations in the UK. Solve puzzles, track down the answers and explore everything our great country has to offer.

From historical sights to popular culture discover something new or rediscover a love for where you live then collect the badge to remember your adventures!

Whether you're looking for the perfect addition to your next family holiday or a few hours of fun with friends; each trail can be completed in a few hours or extended with our activity suggestions in to a weekend or a week's worth of fun!

## PAWPRINT TALES

Pawprint Tales are fully illustrated stories that can be enjoyed by the whole family. Join Alfie (our fox-red Labrador) on his adventures around the UK – solving puzzles, turning detective and making new friends. With twists and turns, every tale is an opportunity to discover new places, people and history without needing to leave the comfort of your own home.

Enjoy Pawprint Tales alongside your Pawprint Trails or as a standalone adventure!

## PAWPRINT TRUST

Every brand in the Pawprint Family supports the Pawprint Trust with a percentage of profits from every sale providing grants to young people. We're passionate about enabling young people to access life changing adventures.

Share your adventures and join us over on our social channels for even more adventures and a nosy behind the scenes at Pawprint HQ!



@pawprintfamily



@pawprint\_family

# PAWPRINT BADGES





You can view the extended terms of use on our website  
**[www.pawprintfamily.com/terms-conditions](http://www.pawprintfamily.com/terms-conditions)**












# Craft

**PAWPRINT  
BADGES**

-  Create your own reading tracker to keep track of all the books you read.
-  Make a puppet and share your favourite story or tell a new story using it.
-  Fold an origami corner bookmark and decorate it any way you like. Why not turn it in to your favourite animal or a character from your favourite book?
-  Use a lolly stick and make a fun reading pointer.




## What?

For beginner readers, pointing at each word helps keep them on track and builds focus. Inject some fun and mix up your pointers, why not theme them to your book or make them personalised?

-  Decorate a mug, cup or glass with your favourite quote from a book or an inspirational reading quote/phrase.
-  Make a piece of bookish art for your wall.
-  Create a fancy dress costume and dress up as your favourite character.
-  Build a reading nook/den or library to enjoy books in.
-  Decorate or make a bookmark to give as a gift and inspire a fellow reader.
-  Sew a book bag or book cover to keep your favourite reads safe.
-  Collage or colour your very own *Elmer*, made from the top of a milk carton.

## How?

Cut the top off a 2 pint (1.13L) plastic milk bottle just before the base of the handle meets the bottle. The handle will form your elephant's trunk. Cut an arch in the centre of each of the 4 sides of the bottle to make 4 legs, one at each corner. Now it's time to get creative. Patchwork your Elmer or decorate him in any way you like. Check out our Pinterest board for some ideas.

-  Build a boat inspired by Arthur Ransome's *Swallows and Amazons*.
-  Design your own book inspired badge and share your design with us.
-  Build your own small world inspired by *Gulliver's Travels*, written by Jonathan Swift. If you could travel anywhere, where would it be?



# Food

**PAWPRINT  
BADGES**

- 💡 Create your own *Holes* and make crumpets inspired by Louis Sachar's book.
- 💡 Host a themed tea party inspired by *Alice's Adventures in Wonderland* by Lewis Carroll. Why not read some of the story together?
- 💡 Grow your own vegetables like Mr. McGregor from the *Peter Rabbit* series by author and illustrator Beatrix Potter.
- 💡 Imagine a banquet like the lost boys in J. M. Barrie's *Peter Pan*. What would you eat? Why not create a menu for your imaginary meal?
- 💡 Make some marmalade sandwiches for Paddington and try some yourself. What are your favourite sandwiches?
- 💡 Use 'hunny' in a recipe fit for A. A. Milne's *Winnie-the-Pooh*.

## Did You Know?

The original book, *Winnie-the-Pooh* has been translated in to over 50 languages. In 1958, a Latin translation, *Winnie ille Pu*, was the first foreign-language book to be featured on the New York Times Best Seller List, and the only book in Latin ever to have been featured!

- 💡 Make some miniature food for Mary Norton's *Borrowers*.
- 💡 Create your own crazy sweet concoction (real or imaginary) fit for Roald Dahl's *Charlie and the Chocolate Factory*.
- 💡 Invent new names for foods you know and love like those in Gobblefunk from Roald Dahl's book, *The BFG*.

## What?

Gobblefunk is the language that Roald Dahl used in his many books to keep readers interested, there's now an Oxford Roald Dahl dictionary with them all in! We think that's whoopsy whiffling (great) though we're still not sure about eating snozzcumbers!

- 💡 Plan a menu inspired by one or more of your favourite books.
- 💡 Share a story/poem/articles or news over a meal. Reading can take many forms from traditional print media like magazines, newspapers and comics to electronic media like ebooks and blogs!
- 💡 Set your own edible, jelly, 'book worms'.
- 💡 Discover a new recipe book and make a recipe from it.



# Games

**PAWPRINT  
BADGES**



Pop the balloons as you hear the words. Label balloons with different words and as you read aloud pop the correct words.

Here's an idea!

Don't like the idea of using balloons? Write your words on paper cut out flowers and use a fly swatter to hit the words as you hear them. Great for word recognition!



Write a story together adding one word each as you go around the circle.



Go on a letter scavenger hunt to find letters that spell out a set word or phrase. Can you find the letters in nature, architecture or on signs?



Play the A-Z game naming book titles or characters from books for each letter of the alphabet.



Name as many things you can read in 60 seconds, i.e. menu, newspaper, tickets, bus timetable, ingredients, etc.



Take a trip to the shops and go on a word hunt. Who can find the longest word beginning with a certain letter? Who can be first to find a certain word?



Feed *The Very Hungry Caterpillar* in a game inspired by Eric Carle's book of the same name.

How?

Race to gather all the food items from the story and feed them to your caterpillar. You can use wooden/toy food for this and make the game as big or small as you like. You could relay race back and forth to grab an item and bring it back to your caterpillar OR you could go on a scavenger hunt outdoors to find the hidden items. You choose!



Have a game or two of word snap. Make yourself a set of cards with at least 2 of each word. Play like a standard game of snap or invent your own card games using words.



Inspired by Robert Louis Stephenson's book (and the BBC Radio 4 programme), play *Treasure Island* Discs. Debate which are your top books to take to a desert island.





















Fold a story. In a group, using a sheet of paper, the first person writes a short description of a character and folds it over so it can't be seen. The second person writes a short scenario/situation the character is facing, then folds it over. Continue describing where they are, how they feel how the character deals with the situation and then reveal the story, reading it as a group.



# Other

**PAWPRINT**  
**BADGES**

-  Turn your favourite story in to a song, rap or dance.
-  Make your favourite non-rhyming story in to a rhyme or poem.
-  Record your own audio book.
-  Write or present a book review.
-  Read a book then watch the film/animated adaptation and compare. Which did you think was best and why?
-  Read at night using a torch or get adventurous and read somewhere unusual or unexpected.
-  Act out your favourite story.
-  Publish your own mini magazine for others to enjoy.
-  Organise a book club or join an existing one in your area.
-  Visit the library or mobile library in your area and borrow a book.
-  Take a trip to a bookshop (maybe even to an event at a book shop) and explore the world of reading in a different way.
-  Watch a performance of a book on stage.
-  Use our reading tracker resource and earn your book stack stripes as you read different quantities of books. Add to your badge collection!
-  Visit a *Secret Garden* (Frances Hodgson Burnett) or climb into a *Faraway Tree* (Enid Blyton). Can you discover anything unexpected or magical?
-  Learn something new from a non-fiction book.
-  Write to the zoo on a topic of your choice, i.e. animal care, conservation, facilities, inspired by Rod Campbell's book, *Dear Zoo*.
-  Celebrate a literary day, i.e. Elmer Day (last Saturday in May), Roald Dahl Day (13th September each year), World Book Day, etc.
-  Set up a book swap station somewhere central in your community and help spread a love of reading.

## Adventure Complete?

Reward your young adventurers with their Reading Challenge badge to mark their achievements! Head to the website to bag yours, download certificates and discover even more adventures!



## Create a Keepsake!

Experienced adventure? Made memories? Then it's time to create a keepsake! Our Pawprint Family camp blankets are the perfect place to sew your badges and look back on them for years to come.



## Personalise it!

Got your camp blanket? Then it's time to make it yours! Our alphabet badges are big, bright and bold...the perfect addition to your camp blanket, hoodies, bags and more. What will you personalise first?



## Even More Rewards!

We're all about added value here at Pawprint Family. In addition to the 1000s of free activity ideas and resources you'll find loyalty stickers in every order and you can claim Children's University learning hours too!



Subscribe to the **Tribe News** for all the latest adventures direct to your inbox!

Scan me!

