

# Purrrrrfect Challenge



**The Purrrrrfect addition to your programme...**

“Hi, I’m Mr. Frank! I was designed by Charlotte to help 2nd Croft Brownies have international adventures. You guys loved me so much that I’m back for more!

For even more programme ideas check out our ‘Cat’ board over on  
[www.Pinterest.com/PawprintFamily](https://www.Pinterest.com/PawprintFamily)

**#AdventureForAll**  
[www.PawprintFamily.com](https://www.PawprintFamily.com)

# Meet the FAMILY

Hi there! We're Charlotte & Jamie, the husband and wife team behind the Pawprint Family and we believe in #AdventureForAll.

It's our mission to help leaders, teachers and parents save time by providing ideas and opportunities to help them deliver everyday adventure and skills for life. We do this through our family of brands; find out more below and head to the website for your next adventure!



## PAWPRINT BADGES

Pawprint Badges provides thousands of free activity ideas and resources to help leaders, teachers and parents deliver fun and adventure.

Every activity helps you share skills for life and is linked to one of our pawesome embroidered badges. Build your collection and celebrate adventures, new skills and knowledge gained.

## PAWPRINT TRAILS

Pawprint Trails are treasure-hunt style walks around locations in the UK. Solve puzzles, track down the answers and explore everything our great country has to offer.

From historical sights to popular culture discover something new or rediscover a love for where you live then collect the badge to remember your adventures!

Whether you're looking for the perfect addition to your next family holiday or a few hours of fun with friends; each trail can be completed in a few hours or extended with our activity suggestions in to a weekend or a week's worth of fun!

## PAWPRINT TALES

Pawprint Tales are fully illustrated stories that can be enjoyed by the whole family. Join Alfie (our fox-red Labrador) on his adventures around the UK – solving puzzles, turning detective and making new friends. With twists and turns, every tale is an opportunity to discover new places, people and history without needing to leave the comfort of your own home.

Enjoy Pawprint Tales alongside your Pawprint Trails or as a standalone adventure!

## PAWPRINT TRUST

Every brand in the Pawprint Family supports the Pawprint Trust with a percentage of profits from every sale providing grants to young people. We're passionate about enabling young people to access life changing adventures.

Share your adventures and join us over on our social channels for even more adventures and a nosy behind the scenes at Pawprint HQ!



@pawprintfamily



@pawprint\_family

# PAWPRINT BADGES

You can view the extended terms of use on our website  
**[www.pawprintfamily.com/terms-conditions](http://www.pawprintfamily.com/terms-conditions)**










# Craft

**PAWPRINT  
BADGES**

-  Nail art is really popular. Can you create a leopard print or tiger stripe design?






## Here's an Idea!

You could use this as part of a pamper night where you do each others nails, use face masks and give hand/foot massages? Why not run it as a Mothers' Day event or a fundraiser for your unit and invite local people?!

-  Make a 'Cat in the Hat' hat from card or other craft materials.
-  Have a go at face painting to make yourself look like a cat big or small.
-  Make a pipe-cleaner cat.
-  Complete a cat themed colouring sheet.
-  Make a pompom to look like a cat. You could use different coloured yarn to make it look like a lion, tiger, tortoise-shell or tabby!
-  Make a pair of cat ears on a headband.
-  Make a cat themed mask. It doesn't have to be a domestic pet cat like Mr. Frank! Think about lions, tigers, leopards and cheetahs too!

## For Leaders!

This is a great activity to give you the chance to have a clear out of all those old craft materials - let your young people go wild and have a ball making their cat themed masks?!

-  Design (and make if you like) a cat bed or play toy.
-  Make a cat toy for yours/a friends' cat. You could add catnip to your toy! You can buy catnip from pet shops.
-  Use an old pair of socks to make yourself your very own cat cuddly toy! How will you personalise it? Can you add a collar, tag and distinct features?
-  Cats like to jump on you when you're reading, make a book mark to hold your page when this happens.
-  Make yourself a cat shaped door hanger to keep all those unwanted people from your bedroom. Use the tail as the hanger. You can find templates on-line or check out our Pinterest board for inspiration!





# Food

**PAWPRINT  
BADGES**

 Mr Frank's favourite food is tuna. Have a go at making some fish themed food like a fish pie.

 Make cat or fish themed biscuits.

Here's an Idea!

Why not make plain biscuits and use your toppings to make your cat look furry!? Don't forget about big cats too... can you make leopard print biscuits?

 Learn about different kinds of fish and how you can identify them. Why not find out what you can do to protect endangered fish?!

For Leaders!


Your local fish monger can tell you all about fish or you could even contact your local supermarket to visit their fish counter?

 Make fairy cakes (or buy them) and decorate them to look like cats; big or small.

Here's an Idea!

Why not make your cakes look like famous cats, like the Cheshire Cat from Alice in Wonderland? You could even hold your own Alice themed tea party to celebrate taking part in the Purrrrrfect Challenge! Could you make fish shaped, fish paste sandwiches and other cat themed food too?

 Make some cat treats for your furry friends or have a go at making your own cat food.

 Big cats like to eat raw meat! Try different kinds of meat such as beef, lamb, chicken and duck - don't forget to cook them though as us humans can't eat raw meat! Can you find any more exotic meats to try like buffalo, horse, crocodile or reindeer?

 Find out about the big cat food chain and share your findings in a fun way.

 Use rice cakes to make some cat snacks and decorate with cheese triangle ears and chive whiskers.

 Create your own sushi (sweet or traditional), maybe you could even make them look like cats?!

 Just for fun, make some cat poop fudge and serve in edible rice crispy litter.






# Games

**PAWPRINT  
BADGES**

-  Play 'Cat and Mouse' using the parachute.




## How?

Everyone holds the parachute whilst sat in a circle on the floor, cross-legged. Someone becomes a mouse and crawls underneath the parachute. Someone else becomes a cat and crawls on the top of the parachute, trying to catch the mouse underneath. The rest of the group try to hide the mouse by moving the chute up and down gently. Make this harder for the cat by adding a blindfold. This works well for groups of all ages.

-  Play 'Fruit Salad' but swap the fruits for different famous cats: Mrs Norris, Aslan, Bagpuss, Cheshire Cat and Hello Kitty. For 'fruit salad' shout 'Purrfect Challenge' or make up your own.
-  Play 'Corners' and name each one after a different big cat: lions, tigers, leopards and cheetahs.
-  Play cat and mouse.

## How?

One person is the cat (chaser) and one person is a mouse (being chased). Everyone else should stand in a grid (lines of 4 x 4 works well). Each row across joins hands to form lines. The cat must chase the mouse through the lines up and down, but not going under arms. When a leader shouts "change" the grid should switch and form lines in the opposite direction, the chase continues until the mouse is caught. The leader can shout change as often as they wish, this makes it more confusing for the cat and the mouse.

-  Complete a cat themed quiz or name the famous cats.
-  Play the board game Mouse Trap.
-  Play the chair swap story book game: 'The Tiger Who Came to Tea'.

## How?

Sit in a circle, either on chairs or on the floor. Go around the circle and give each person a name: Mummy, Daddy, Sophie or Tiger. Read aloud the story, 'The Tiger Who Came to Tea' by Judith Kerr. In the story each time a character's name is said, everyone with that name should get up and swap places. Each time the word 'all' is read, everyone should get up and change seats. Make it a challenge by removing one chair and having an 'odd-one-out' in the centre who must then find themselves a seat when everyone jumps up!

-  Have a game of sleeping lions.



# Other

**PAWPRINT  
BADGES**

-  Hold a cat themed party and invite your family and friends to join you.

## Here's an Idea!

Why not make costumes as part of the 'Craft' challenge and dress up for your party! You could take pictures of you doing your Purrrrrfect Challenges and make a display of them at your party to show others what been up to?

-  Raise money to adopt a big cat at your local zoo, wildlife park or safari park.
-  Have a go at writing a cat themed story or poem.
-  There are lots of famous cat themed stories/poems you could read... What about: 'The Cat in the Hat' and 'The Owl and The Pussycat'. Share a cat themed story with a friend or family member.
-  Find out about a local cat shelter or home and raise some money to help them.
-  Cats stretch to condition their muscles. Have a go at Pilates or yoga to stretch and condition your muscles.
-  Get in touch with your local vets or pet shop and invite someone to come and talk to your unit about looking after cats.
-  Find out about the big cats on the endangered species list. What can you do to raise awareness of endangered species or help raise money to support their breeding programmes?
-  Cats can see really well in the dark. Try holding a meeting in the dark to see how well you can see without lights.
-  Watch a cat themed film such as 'The Lion King', 'Puss in Boots' or 'Cats' the musical.
-  Cats have excellent night vision. Have a go at doing some daily tasks in the dark. How did you get on?
-  Try long jump and see how far you can jump. Cats can jump up to six times their length.
-  It's thought that the Egyptians domesticated cats. Find out more about the Egyptians and complete your Egyptians challenge badge.

## Adventure Complete?

Reward your young adventurers with their Purrfect Challenge badge to mark their achievements! Head to the website to bag yours, download certificates and discover even more adventures!



## Create a Keepsake!

Experienced adventure? Made memories? Then it's time to create a keepsake! Our Pawprint Family camp blankets are the perfect place to sew your badges and look back on them for years to come.



## Personalise it!

Got your camp blanket? Then it's time to make it yours! Our alphabet badges are big, bright and bold...the perfect addition to your camp blanket, hoodies, bags and more. What will you personalise first?



## Even More Rewards!

We're all about added value here at Pawprint Family. In addition to the 1000s of free activity ideas and resources you'll find loyalty stickers in every order and you can claim Children's University learning hours too!



Subscribe to the **Tribe News** for all the latest adventures direct to your inbox!

Scan me!

