

# Panda Challenge



**There's a new bear on the block! Meet Paolo the Panda...**  
This challenge pack, the first in the 'Jungle Adventures' collection, contains lots of activities to help you have some panda themed fun!

For even more programme ideas check out our 'Panda' board over on  
[www.Pinterest.com/PawprintFamily](https://www.Pinterest.com/PawprintFamily)

**#AdventureForAll**  
[www.PawprintFamily.com](https://www.PawprintFamily.com)

# Meet the FAMILY

Hi there! We're Charlotte & Jamie, the husband and wife team behind the Pawprint Family and we believe in #AdventureForAll.

It's our mission to help leaders, teachers and parents save time by providing ideas and opportunities to help them deliver everyday adventure and skills for life. We do this through our family of brands; find out more below and head to the website for your next adventure!



## PAWPRINT BADGES

Pawprint Badges provides thousands of free activity ideas and resources to help leaders, teachers and parents deliver fun and adventure.

Every activity helps you share skills for life and is linked to one of our pawesome embroidered badges. Build your collection and celebrate adventures, new skills and knowledge gained.

## PAWPRINT TRAILS

Pawprint Trails are treasure-hunt style walks around locations in the UK. Solve puzzles, track down the answers and explore everything our great country has to offer.

From historical sights to popular culture discover something new or rediscover a love for where you live then collect the badge to remember your adventures!

Whether you're looking for the perfect addition to your next family holiday or a few hours of fun with friends; each trail can be completed in a few hours or extended with our activity suggestions in to a weekend or a week's worth of fun!

## PAWPRINT TALES

Pawprint Tales are fully illustrated stories that can be enjoyed by the whole family. Join Alfie (our fox-red Labrador) on his adventures around the UK – solving puzzles, turning detective and making new friends. With twists and turns, every tale is an opportunity to discover new places, people and history without needing to leave the comfort of your own home.

Enjoy Pawprint Tales alongside your Pawprint Trails or as a standalone adventure!

## PAWPRINT TRUST

Every brand in the Pawprint Family supports the Pawprint Trust with a percentage of profits from every sale providing grants to young people. We're passionate about enabling young people to access life changing adventures.

Share your adventures and join us over on our social channels for even more adventures and a nosy behind the scenes at Pawprint HQ!



@pawprintfamily



@pawprint\_family

# PAWPRINT BADGES

You can view the extended terms of use on our website  
**[www.pawprintfamily.com/terms-conditions](http://www.pawprintfamily.com/terms-conditions)**



# Craft

**PAWPRINT  
BADGES**



Make your own panda mask.

Here's an idea!

You could use a paper plate as the base for your mask and add paint or paper to make the black patches.



Make something with bamboo, i.e. a bug hotel.



Make a panda key ring or magnet.

For Leaders...

There are lots of ways you could create a keyring or a magnet and they needn't be expensive. You can buy rolls of magnetic tape fairly cheaply online or from your local craft store. Magnets can be built up using craft foam or for older groups you could try your hand at stitching a panda face from felt or fabric. You could even recycle old keyrings to save a few pennies (this is an easy collect from home activity).



Have a go at needle felting and make yourself a pocket sized panda.



Fold yourself an origami panda or have a go at origami.



Make an egg box panda.

How?

Use 3 'cups' from a pale coloured egg box. Placing one cup on the table, stick another on the top so that the open sides are together, creating a rectangular(ish) shape for the body of your panda. Stick the third cup on the top with the base of the cup facing forwards, this will be your panda's face. Use 2 of the spiky bits of the egg box (the bits between the cups) to make the back legs of your panda and add arms using card. Add eyes and features with a black felt tip pen and make a stalk of bamboo from a cocktail stick and some green tissue paper for leaves.



Create a panda face from iron-melt beads. Remember safety when using the iron.



Create your own pom pom panda.



Have a go at Chinese calligraphy or make Chinese lanterns. Did you know all Giant Pandas, like Paolo, belong to China?



Decorate a glass with panda eyes, ears, nose and mouth then when you fill it with milk it will look like one of Paolo's friends!





# Food

**PAWPRINT  
BADGES**

- Have a go at cooking with or eating bamboo shoots.
- Try eating some traditional Chinese food using chop sticks.
- Make your own traditional Chinese dim sum.
- Make a meal using only black and white foods. There aren't many black foods to choose from so you'll have to be creative!
- Decorate cakes or biscuits to look like panda faces.

## How?

There are many ways to decorate your cakes to look like panda faces, you can make them fluffy using royal icing and coconut (don't forget any allergies!) or you could use chocolate buttons to create the patches and ears.

Always remember that when doing anything with food, hygiene is important so remember to wash your hands before you start and after handling any raw meat/fish.

- Have a go at making your own traditional Asian dishes.
- Sushi is popular in Asia, have a go at making your own sushi dishes.
- Make sushi pandas.

## What?

When making sushi, chefs use sticky rice. You can shape the rice into different forms - even pandas! Use white rice to form the main body of your panda and use nori seaweed strips to create the patches. If you're unsure about rice and seaweed, why not have a go at making sweet sushi instead using rice puffs coated in melted marshmallow as an alternative to your sticky rice?!

- Taste test different Chinese foods. What do you think? How do they differ to foods traditionally eaten in this country?
- In small groups, do some research and find out what pandas eat, present your information in a fun way.
- Find out about the Giant Panda food chain; which animals hunt and eat Giant Pandas?
- Enjoy a traditional Chinese Meal and celebrate Chinese New Year with friends and family.



# Games

**PAWPRINT  
BADGES**

- Hold a water race using 'bamboo shoots'.

## For Leaders...

For 'bamboo shoots' use lengths of drain pipe, make these longer or shorter depending on the age group. Younger children would benefit from longer lengths so there is less transfer of water.

Each team needs: 2/3 lengths of drain pipe, a cup/scoop plus a bucket of water at one end of the course and a measuring jug/another bucket at the other end. The aim is to transfer as much water as you can from one end of the course to the other in a set time using only the equipment provided.

In this activity it's great to see how teams work together to either channel the water down the drain pipe or try and carry the water in the drain pipe (blocking the ends with their hands!) Either way - this is definitely an outdoor activity!

- Pin the nose on the panda.
- Play some chopstick games, i.e. how many sweets can you transfer from one bowl to another using only chopsticks.
- Research the traditional game 'Mahjong' and learn how to play. You could even make your own set of Mahjong tiles.
- Pandas are great at climbing trees and making dens. Try getting from one side of your meeting place to the other without your feet touching the floor. Alternatively have an evening making your own dens.

## How?

You could use a variety of equipment to stop your feet from touching the floor, maybe you have bricks and planks or old plant pots to stand on. Maybe you meet in a hall that has benches around the edge or chairs that you could walk on. Remember, don't climb too high and be careful when moving furniture around.

- Host your own panda 'beetle drive'.
- In small groups create a panda/bamboo themed game for others to try. You could invent a new game or you could adapt a game you already know well. You should teach your game to at least one other group.
- Ping pong is the most played recreational sport in China; have a game.
- Also known as diabolo, the Chinese Yo-yo is popular among children in China; make your own or have a go at using one.




# Other

**PAWPRINT**  
**BADGES**

-  Host a black and white themed party.







Here's an idea!

You could dress only in black and white clothes, paint your faces like pandas and play your panda themed games. Maybe you could invite your friends so they can see what your meetings are like or use this as a fundraiser and sell tickets to friends/family?!

-  Climb high in the trees and visit your local adventure trail.
-  Find out about life in China and hold a Chinese themed evening. In small groups you could research different aspects of Chinese life (food, culture, music, etc) and present your findings.
-  Pandas apparently like Kung Fu. Find out what Kung Fu is and have a go. Maybe you could invite a local expert to come and share their skills with you?
-  Did you know that almost every panda in the world is owned by China? Find out some more fun facts about pandas and share them with your friends.
-  In China, bamboo poles are used to construct scaffolding. Use pioneering poles as a replacement and have a go at building your own tower or construction.

Here's an idea!

Why not see how tall you can make a tower or see if you can make a bridge, walkway or stilts. Combine this activity with the climbing trees and making dens game to tick off two challenges in one go?!

-  Watch a panda themed film or read a panda themed story.
-  Plan and organise an event to raise awareness or raise funds for the World Wildlife Federation or another wildlife charity.
-  Adopt a panda at your local zoo.
-  Paolo is a Giant Panda but what other pandas are there? Find out!
-  The giant panda has been referred to as a living fossil, find out why and visit a museum or find some 'real-life' fossils of your own.
-  Giant pandas share characteristics with racoons; complete the Raccoon Challenge.

## Adventure Complete?

Reward your young adventurers with their Panda Challenge badge to mark their achievements! Head to the website to bag yours, download certificates and discover even more adventures!



## Create a Keepsake!

Experienced adventure? Made memories? Then it's time to create a keepsake! Our Pawprint Family camp blankets are the perfect place to sew your badges and look back on them for years to come.



## Personalise it!

Got your camp blanket? Then it's time to make it yours! Our alphabet badges are big, bright and bold...the perfect addition to your camp blanket, hoodies, bags and more. What will you personalise first?



## Even More Rewards!

We're all about added value here at Pawprint Family. In addition to the 1000s of free activity ideas and resources you'll find loyalty stickers in every order and you can claim Children's University learning hours too!



Subscribe to the **Tribe News** for all the latest adventures direct to your inbox!

Scan me!

