

Monkey Challenge



Meet Charlie, the cheeky chimp who loves to monkey around!
From swinging through trees to bananas galore, this challenge pack contains lots of activities to help you have some monkey themed fun!

For even more programme ideas check out our 'Monkey' board over on
www.Pinterest.com/PawprintFamily

#AdventureForAll
www.PawprintFamily.com

Meet the FAMILY

Hi there! We're Charlotte & Jamie, the husband and wife team behind the Pawprint Family and we believe in #AdventureForAll.

It's our mission to help leaders, teachers and parents save time by providing ideas and opportunities to help them deliver everyday adventure and skills for life. We do this through our family of brands; find out more below and head to the website for your next adventure!



PAWPRINT BADGES

Pawprint Badges provides thousands of free activity ideas and resources to help leaders, teachers and parents deliver fun and adventure.

Every activity helps you share skills for life and is linked to one of our pawesome embroidered badges. Build your collection and celebrate adventures, new skills and knowledge gained.

PAWPRINT TRAILS

Pawprint Trails are treasure-hunt style walks around locations in the UK. Solve puzzles, track down the answers and explore everything our great country has to offer.

From historical sights to popular culture discover something new or rediscover a love for where you live then collect the badge to remember your adventures!

Whether you're looking for the perfect addition to your next family holiday or a few hours of fun with friends; each trail can be completed in a few hours or extended with our activity suggestions in to a weekend or a week's worth of fun!

PAWPRINT TALES

Pawprint Tales are fully illustrated stories that can be enjoyed by the whole family. Join Alfie (our fox-red Labrador) on his adventures around the UK – solving puzzles, turning detective and making new friends. With twists and turns, every tale is an opportunity to discover new places, people and history without needing to leave the comfort of your own home.

Enjoy Pawprint Tales alongside your Pawprint Trails or as a standalone adventure!

PAWPRINT TRUST

Every brand in the Pawprint Family supports the Pawprint Trust with a percentage of profits from every sale providing grants to young people. We're passionate about enabling young people to access life changing adventures.

Share your adventures and join us over on our social channels for even more adventures and a nosy behind the scenes at Pawprint HQ!



@pawprintfamily



@pawprint_family

PAWPRINT BADGES

Age 3 - 5



Age 5 - 7



Age 7 - 11



Age 11 - 14



Age 14 - 18



Age 18+



Craft



Food



Games



Other



Award yourselves a badge for supporting your young adventurers in their activities!

- Adapt activities as necessary to meet your needs.
- Add your own activity ideas or develop them into projects.
- Use what you have; don't buy in lots of new materials/equipment.
- No need to send us evidence, responsible grown-ups decide when the badge has been earned.
- One challenge badge can take as long as you like; from a few hours to days or even a full term!

Please Do	You May Not
Use this resource with your young adventurers.	Redistribute or sell this resource in any way, shape or form.
Direct people to this resource online by sharing our website links.	Upload this resource to a website for download.
Tell your friends/family/colleagues about us!	Copy or modify any part of this resource to share with others either for free or for sale.
Share photos of you enjoying your adventures with us on social media.	Use any text, graphics, content or fonts without our written permission.

You can view the extended terms of use on our website
www.pawprintfamily.com/terms-conditions



Craft

**PAWPRINT
BADGES**



Make a monkey mask.

For Leaders...

For younger adventurers use a paper plate as a starting point. For older groups why not try stitching a mask using felt (a great craft fabric that doesn't fray)!



Make a monkey door hanger to keep all those mischievous chimps at bay! You can find templates on line or make your own.



The world's smallest monkey is the size of a hamster, make a tiny pipe cleaner monkey to cling to your pencils and pens.



Make your very own sock monkey.

How?

There are plenty of templates available online for making your sock monkey pal. Why not all make the same then personalise them with the colour of sock you use or by making outfits/accessories for them and giving them a name.



Make a monkey key ring for hanging around on your keys.



Build your own climbing frame or set of monkey bars using pioneering poles and rope.



Create a monkey mobile for your room. Why not include other jungle animals and leaves?



Turn your home or meeting place into a jungle hideout. Make a den or decorate using recycled materials.



Monkey is the 9th animal on the Chinese Zodiac. People born in the Year of the Monkey are said to be creative. Get creative and try a new craft of your choice.



Make banana shaped invites to invite your friends to a monkey themed party.



Make a 'Feed The Monkey' game based on a traditional side-show game. Paint or draw a wide-mouthed monkey friend and feed them monkey shaped bean bags.



Create a pom-pom monkey.



Food

**PAWPRINT
BADGES**

- 🌿 Make chocolate bananas on the campfire.
- 🌿 Mix up some banana pancakes; a favourite of Baby Pawprint!
- 🌿 Bake some banana bread which isn't usually a bread at all and much more cake-like!
- 🌿 Whiz up a banana milkshake.
- 🌿 Make your own 'Chunky Monkey Popcorn'.

How?

First make your own pop corn using plain popping corn (available in most supermarkets) following the instructions on the packet. Once popped, drizzle with chocolate and mix up with some 'monkey nuts' (peanuts) and slices of banana.

DON'T FORGET: check if anyone has a peanut allergy before tucking in!

- 🌿 One for the brave (and strong stomachs): Raw and cooked brain of dead monkey is widely eaten in China. Ask your butcher for some brains (most likely sheep) and try cooking with and eating them.
- 🌿 Mix up some Chunky Monkey milkshakes with chocolate ice cream, banana and peanut butter.
- 🌿 Find out about the nutritional value of fast food and have a go at making a healthier version.

Why?

"Uncle Fat" is a morbidly obese monkey in Thailand who gorged himself on junk food and fizzy pop that tourists had left behind.

- 🌿 There are 264 species of monkey, make 264 cakes and sell them to raise funds or to raise £264.
- 🌿 Monkeys in the wild eat a variety of fruit, flowers and insects. Try eating some edible flowers and insects, less adventurous groups try a variety of different fruits.
- 🌿 Decorate cakes to look like monkeys - maybe these could be the ones you sell to raise money?!
- 🌿 Use edible flowers to decorate a cake for a special celebration.



Games

**PAWPRINT
BADGES**

- Most monkeys have tails. Have a go at tail bowling.

How?

Place a tennis ball in the foot of one leg off a pair of tights - make one per team. This will act as a pendulum (or their bowling ball). Tie this round the waist of the first person in each team who should then try knocking over all their skittles (drinks bottles half filled with sand/rice) before the other teams. One point goes to the team who knocks all the skittles over first. The tails are then tied onto the next person in line and the race starts again. The winning team is the one with most points after all team members have had a go at 'bowling'.

- Some monkeys live on the ground, others in trees. Try getting from one side of your room/meeting place to the other without touching the floor. Leaders: give equipment suitable for age group and ability. Less equipment for older groups, and more for younger adventurers.
- Pin the tail on the monkey.
- See no evil, speak no evil, hear no evil. Obstacle course.

How To!







In teams of 3. One person is blind folded, they must negotiate the obstacle course. The second can only see the obstacle course and must gesture to the third person, who has their back to the obstacle course and can only describe what they see (gestures from player 2). The winning team is the first to successfully negotiate the obstacles.

- Monkey see, monkey do. Play Simon says. Players should copy instructions they see and do instructions that are spoken. Incorrect actions equals out!
- One for warmer weather: Hold a relay race over 'banana skins' (a tarpaulin covered in water and washing up liquid).
- "Uncle Fat" the Taiwanese monkey had subordinates to bring him goodies. Play a game of 'Bring Me'. Leaders shout an object, the team who brings that item first scores a point. The winning team has the most points after a set number of rounds.
- Play a game of musical vines. Based on musical chairs, hang green ribbons from the ceiling. When the music stops, players must grab a ribbon and those who don't are out. Remove some vines and repeat.
- Have a banana and spatula race (like egg and spoon).










Other

PAWPRINT
BADGES

-  Monkeys can understand written numbers and can even count. Learn to count in a language other than your own.
-  Learn to tie a Monkey's Fist knot. Why not make it into a key ring and count it as a 'Craft' challenge too?
-  Host a monkey themed party. Serve your guests some of your monkey food goodies and invite them with a banana shaped invite.
-  Visit a tree top adventure course and swing in the trees.
-  Read a monkey themed story.
-  Find out the story of Hanuman the Hindu monkey god. Re-enact the story for your group.

Here's an idea!

Why not use drama, song or a series of freeze-frames to tell the story?

-  Each year, about 55,000 primates are used as test animals in the U.S. and about 10,000 are used in Great Britain. Japan uses millions of primates. Find out about animal testing. Do you agree or disagree with it? Debate this as a group or with friends/family.
-  Female monkeys teach their babies to floss their teeth. Invite your local dental hygienist or dentist to speak to your group and learn about the importance of dental health.
-  The tip of a monkey's tail is bare and acts like a human finger tip to touch and feel. Find out some interesting finger print facts.
-  People born in the Chinese Zodiac Year of the Monkey are said to be intelligent. Find out your brain age and try out some memory tests/games.
-  Visit your local zoo or wildlife park and see some monkeys in real life. Find out some facts while you're there, why not speak to one of the keepers?
-  Discover what is threatening monkeys natural habitat and do something to raise awareness of the issue.
-  Adopt a monkey; raise money and adopt a monkey at your nearest zoo/safari park to support their conservation efforts.

Adventure Complete?

Reward your young adventurers with their Monkey Challenge badge to mark their achievements! Head to the website to bag yours, download certificates and discover even more adventures!



Create a Keepsake!

Experienced adventure? Made memories? Then it's time to create a keepsake! Our Pawprint Family camp blankets are the perfect place to sew your badges and look back on them for years to come.



Personalise it!

Got your camp blanket? Then it's time to make it yours! Our alphabet badges are big, bright and bold...the perfect addition to your camp blanket, hoodies, bags and more. What will you personalise first?



Even More Rewards!

We're all about added value here at Pawprint Family. In addition to the 1000s of free activity ideas and resources you'll find loyalty stickers in every order and you can claim Children's University learning hours too!



Subscribe to the **Tribe News** for all the latest adventures direct to your inbox!

Scan me!

