

# Ice Cream Challenge



**Ready for some frozen fun and a tasty fact or two?**

With origins as early as 550BC there's a lot to discover about our favourite frozen treat. Get ready to explore the chilly world of ice cream!

For even more programme ideas check out our 'Ice Cream' board over on [www.Pinterest.com/PawprintFamily](https://www.Pinterest.com/PawprintFamily)

**#AdventureForAll**  
[www.PawprintFamily.com](https://www.PawprintFamily.com)

# Meet the FAMILY

Hi there! We're Charlotte & Jamie, the husband and wife team behind the Pawprint Family and we believe in #AdventureForAll.

It's our mission to help leaders, teachers and parents save time by providing ideas and opportunities to help them deliver everyday adventure and skills for life. We do this through our family of brands; find out more below and head to the website for your next adventure!



## PAWPRINT BADGES

Pawprint Badges provides thousands of free activity ideas and resources to help leaders, teachers and parents deliver fun and adventure.

Every activity helps you share skills for life and is linked to one of our pawesome embroidered badges. Build your collection and celebrate adventures, new skills and knowledge gained.

## PAWPRINT TRAILS

Pawprint Trails are treasure-hunt style walks around locations in the UK. Solve puzzles, track down the answers and explore everything our great country has to offer.

From historical sights to popular culture discover something new or rediscover a love for where you live then collect the badge to remember your adventures!

Whether you're looking for the perfect addition to your next family holiday or a few hours of fun with friends; each trail can be completed in a few hours or extended with our activity suggestions in to a weekend or a week's worth of fun!

## PAWPRINT TALES

Pawprint Tales are fully illustrated stories that can be enjoyed by the whole family. Join Alfie (our fox-red Labrador) on his adventures around the UK – solving puzzles, turning detective and making new friends. With twists and turns, every tale is an opportunity to discover new places, people and history without needing to leave the comfort of your own home.

Enjoy Pawprint Tales alongside your Pawprint Trails or as a standalone adventure!

## PAWPRINT TRUST

Every brand in the Pawprint Family supports the Pawprint Trust with a percentage of profits from every sale providing grants to young people. We're passionate about enabling young people to access life changing adventures.

Share your adventures and join us over on our social channels for even more adventures and a nosy behind the scenes at Pawprint HQ!



@pawprintfamily



@pawprint\_family




# PAWPRINT BADGES

You can view the extended terms of use on our website  
**[www.pawprintfamily.com/terms-conditions](http://www.pawprintfamily.com/terms-conditions)**









# Craft

**PAWPRINT  
BADGES**

-  Design your own ice cream flavour and create the packaging/marketing to entice in your customers. Why not have a go at creating it for real for your food challenge?
-  Paint plant pots to look like ice cream cones. Why not use them to grow plants like mint or strawberries which are used to flavour ice cream?
-  Make an ice cream collage.





## What?

Get creative with materials of your choice and create a collaged ice cream picture. Maybe you'll add confetti to look like hundreds and thousands or create a 3D masterpiece from clay? Add colour and texture to create a visual feast for the eyes!

-  Get creative with a lolly stick craft. Why not recycle some from your favourite ice cream lollies?
-  Invent your own ice cream lolly and design the branding to go with. Get creative with the shape, flavours and toppings.
-  Decorate your own ice cream cone wrappers using our free resource.
-  Make yourself a super-sized papier-mâché ice cream prop. Why not use it in an ice cream van-style photo booth?
-  Create some sweet-filled ice cream cone gifts.
-  Sew/make your own soft-scoop themed soft furnishing!

## What?

From cushions and wall hangings to rugs and bean-bags, whatever you fancy making; make it ice cream themed! Worried about your sewing skills? Why not up-cycle an old item and revamp it with fabric paint?

-  Mould your own ice cream keyring from oven bake clay/similar.
-  Mix your own ice cream play dough and get scooping!
-  Use an ice cream cone to make a bird feeder; check out our Pinterest board for some ideas and suggestions.
-  Make some coloured pompoms and add paper cones to create your very own ice cream cone garland.





# Food

**PAWPRINT  
BADGES**

- Make your own ice cream flavour either using vanilla soft scoop as a base or churning your own flavour from scratch!
- Have a go at making your own waffle cones.

## What?

There's much debate about the origins of the ice cream cone with edible cones being mentioned in French cook books as early as 1825! One of the most commonly accepted stories is of the cone's invention at the 1904 St. Louis World's Fair. When ice cream vendor Arnold Fornachou ran out of paper cups he turned to his neighbouring vendor Ernest Hamwi who sold waffles. Fornachou purchased some of Hamwi's waffles and rolled them into cones to hold the ice cream.

- Make your own ice cream float (typically a fizzy drink with ice cream in it).
- In a 2021 poll the UK voted vanilla its favourite flavour. Use vanilla essence or a vanilla pod in a recipe of your choice.
- Bake cupcakes in ice cream cones to make cake ice creams!!
- Add chunks of your choice to ice cream.

## Why?

Ben (of the infamous Ben & Jerry's brand) has anosmia meaning he has no smell and almost no taste. This, according to the brand, is why their flavours contain such chunky chunks...to get Ben's taste buds partying!

- Make your own space ice cream (see Astronaut Adventures pack for recipe). According to NASA, ice cream is the number 1 food that's missed most by astronauts in space.
- Build your own ice cream sundae.
- Make your own shaved ice or sorbet. Some sources describe ice-cream like foods in Persia as far back as 550BC but others claim that the Roman Emperor Nero had the first sorbet produced mixing ice with honey and wine.
- Around 11 litres of whole milk is used to make 4.5 litres of ice cream. Compare different milks and discover how ice cream is made.
- New Zealand are the biggest fans of ice cream, enjoying more than 28 litres per person each year. By comparison, Brits enjoy 9 litres each year but what does that actually look like? Find out!



# Games

**PAWPRINT  
BADGES**

- On average it takes 50 licks to finish an ice cream cone...How many does it take you? Can you finish an ice cream in less than 50 licks?
- Hold an ice cream eating competition. How fast can you eat a scoop of ice cream? The world record is currently held by Isaac Harding-Davis of Australia who, in 2017, ate 806 grams of ice cream in 1 minute.
- Can you correctly guess the flavour? Have a blind-folded taste test and see how many flavours you can identify correctly.
- Pin the cherry on the sundae using our free resource.
- Have a ice cream cone toss using ping pong balls.

## How?

Set up a formation of flat-based ice cream cones at one end of a table. Bounce, throw and toss your ping pong balls trying to get them to land in the ice cream cones. For smaller adventurers you could use larger containers for your 'cones' and for older adventurers make it more challenging by increasing the distance or only using your non-dominant hand to throw.

- Race to build a sundae, using an ice cream scoop to carry and transfer balls in to a sundae glass or bowl.
- Roll a sundae...for real! Use our free resource to build your sundae, adding ingredients to your glass in the order in which you roll them. Got a sundae with no ice cream? That's the luck of the dice!
- Catch the scoops!

## What?

Make a paper ice cream cone and use it to catch the scoops of ice cream (balls of various sizes) that are being thrown your way. Score points for each scoop you catch. Optional: race to be the first team to catch 5 scoops of ice cream.

- With cones upside down, enjoy a game of ice cream cone hoopla.
- Have an ice cream themed scavenger hunt to find all the items and equipment you'll need to build a sundae.
- Blindfolded, build an ice cream cone complete with sauce and sprinkles.
- Run a cherry on a spoon race in an ice cream version of egg and spoon!



# Other

**PAWPRINT  
BADGES**

- Experiment and find the best method for getting rid of brain freeze. Of course to get rid of it you first need to get brain freeze and that means eating ice cream!!
- Celebrate Ice Cream Month in July or Ice Cream Day on 3rd Sunday (or should that be sundae) in July.
- In 2020, Magnum topped the charts as the number 1 'novelty' ice cream (ice cream in any form other than a scoop). Complete your own survey and see how your results compare.
- Visit an ice cream parlour. In 2019 La Casa Gelato in Vancouver, Canada, scooped the World Record for the most flavours of ice cream commercially available with 238 flavours on sale!
- King Charles I reportedly paid his chef £500/year to keep his ice cream recipe secret. Raise £500 for charity.
- Visit a dairy farm to see where the milk comes from that makes ice cream.
- Ice cream vans can only play their tunes from 12-7pm. Write your own ice cream van jingle and add lyrics about your favorite flavours.
- Discover some fun facts of your own about ice cream.
- Host an ice cream party and enjoy sharing your favourite flavours with friends and family.
- Men are statistically more likely to choose ice cream as a desert. Host a party and see if this theory is correct.
- See if you can take a ride in or have a visit from your local ice cream van.
- Check out the dairy free alternatives to ice cream; taste tests are optional but always tasty!
- The 8 original flavours of Ben & Jerry's ice cream were: Oreo Mint, French Vanilla, Chocolate Fudge, Wild Blueberry, Mocha Walnut, Maple Walnut, Honey Coffee and Honey Orange. None of them are in existence today. Think up your own crazy ice cream flavours or create some as a group by taking it in turns to name ingredients/flavours.
- Each waffle cone has an average of 259 little squares, try counting them!

## Adventure Complete?

Reward your young adventurers with their Ice Cream Challenge badge to mark their achievements! Head to the website to bag yours, download certificates and discover even more adventures!



## Create a Keepsake!

Experienced adventure? Made memories? Then it's time to create a keepsake! Our Pawprint Family camp blankets are the perfect place to sew your badges and look back on them for years to come.



## Personalise it!

Got your camp blanket? Then it's time to make it yours! Our alphabet badges are big, bright and bold...the perfect addition to your camp blanket, hoodies, bags and more. What will you personalise first?



## Even More Rewards!

We're all about added value here at Pawprint Family. In addition to the 1000s of free activity ideas and resources you'll find loyalty stickers in every order and you can claim Children's University learning hours too!



Subscribe to the **Tribe News** for all the latest adventures direct to your inbox!

Scan me!

