

Hedgehog Challenge



Meet the sharpest looking hedgehog on the block...Harrison!
He's been rustling around in the leaves and is ready for adventure so check under your bonfires and get ready for some happy hedgehog happenings!

For even more programme ideas check out our 'Hedgehog' board over on
www.Pinterest.com/PawprintFamily

#AdventureForAll
www.PawprintFamily.com

Meet the FAMILY

Hi there! We're Charlotte & Jamie, the husband and wife team behind the Pawprint Family and we believe in #AdventureForAll.

It's our mission to help leaders, teachers and parents save time by providing ideas and opportunities to help them deliver everyday adventure and skills for life. We do this through our family of brands; find out more below and head to the website for your next adventure!



PAWPRINT BADGES

Pawprint Badges provides thousands of free activity ideas and resources to help leaders, teachers and parents deliver fun and adventure.

Every activity helps you share skills for life and is linked to one of our pawesome embroidered badges. Build your collection and celebrate adventures, new skills and knowledge gained.

PAWPRINT TRAILS

Pawprint Trails are treasure-hunt style walks around locations in the UK. Solve puzzles, track down the answers and explore everything our great country has to offer.

From historical sights to popular culture discover something new or rediscover a love for where you live then collect the badge to remember your adventures!

Whether you're looking for the perfect addition to your next family holiday or a few hours of fun with friends; each trail can be completed in a few hours or extended with our activity suggestions in to a weekend or a week's worth of fun!

PAWPRINT TALES

Pawprint Tales are fully illustrated stories that can be enjoyed by the whole family. Join Alfie (our fox-red Labrador) on his adventures around the UK – solving puzzles, turning detective and making new friends. With twists and turns, every tale is an opportunity to discover new places, people and history without needing to leave the comfort of your own home.

Enjoy Pawprint Tales alongside your Pawprint Trails or as a standalone adventure!

PAWPRINT TRUST

Every brand in the Pawprint Family supports the Pawprint Trust with a percentage of profits from every sale providing grants to young people. We're passionate about enabling young people to access life changing adventures.

Share your adventures and join us over on our social channels for even more adventures and a nosy behind the scenes at Pawprint HQ!



@pawprintfamily



@pawprint_family

PAWPRINT BADGES

You can view the extended terms of use on our website
www.pawprintfamily.com/terms-conditions



Craft

**PAWPRINT
BADGES**

- 🍁 Make a pine cone hedgehog.
- 🍁 Create a cute, fluffy, pom-pom hedgehog.
- 🍁 Build a bug hotel.

Why?

Hedgehogs love eating bugs so why not build a bug hotel to attract them to your garden? You can use bamboo sticks and straws to create lots of little holes that bugs love...why not make this into an eco-friendly make and recycle plastic straws?

- 🍁 Go on a scavenger hunt and make a clay and twig hedgehog. Try only using materials that you have found/collected.
- 🍁 Make a hedgehog house and find it a home in your garden.
- 🍁 Create a hedgehog pin cushion.
- 🍁 Go on a nature walk and make a collage hedgehog. Snap some photos and share them with us on social media @PawprintFamily.
- 🍁 During hibernation a hedgehog's brain shuts down almost completely and yet it doesn't impair their memory. Humans forget things often; make a hedgehog memo board and use pegs as the spines so you don't forget anything!
- 🍁 For little ones: hand print or use a fork to make a hedgehog picture.
- 🍁 Make a cress head hedgehog.

How?

Using two small plant pots or a plastic cups for the body, shape air-dry clay to form the shape of the head, feet and body holding the two cups together. Paint on some eyes or use beads pressed into the clay. In your plant pots/cups place soil or cotton wool and sew some cress seeds...water and watch as your hedgehog comes to life.

- 🍁 Cut some lino and print your own hedgehog wrapping paper or greetings cards. Give one to a friend 'just because'... everyone needs a 'hedgehug' once in a while. REMEMBER: Lino cutting tools are sharp so take care when cutting.
- 🍁 Build a hedgehog feeding station in your garden.



Food


**PAWPRINT
BADGES**

 Make hedgehog bread.


How?

It's an old favourite so why not enjoy baking some of your own hedgehog bread? Only got an hour? There are plenty of 1 hour bread recipes that use yoghurt and baking powder to speed up the proving process. When you've found your recipe and made your dough, split it and make small ball shapes.

Form a point at one end for your hedgehog nose then use scissors to snip the dough on the body to make the hedgegie's spines! Let prove and bake!

 Hedgies are lactose intolerant - learn what that means and find out about other food allergies.

 Make something with a milk alternative.

 The best food for hedgehogs can be small dried cat or dog food. You could buy this from your local supermarket or if you wanted an extra challenge try getting the ingredients to make your own!

 Medieval bestiaries (book of animals) show hedgehogs collecting food with their spines. See how many marshmallows you can pick up and eat with a toothpick in 30 seconds. Have a competition.

 Bake a hedgehog cake and decorate with flakey chocolate bars for the spines.


 Make your own jelly worms and chocolate soil.

What?

You can make jelly worms using plastic straws and some ready mix jelly. Tie a bunch of plastic straws together and stand them on end in a glass. Mix your jelly and pour into the ends of the straws until they fill up. Once filled, stand in the fridge to set. When the jelly has set use some warm water to release your jelly worms from the straws and mix with your chocolate soil.

 Make an afternoon tea that Mrs Tiggy-Winkle would be proud of.

 Create your own chocolate or sugar mice, frogs or eggs. Hedgies like all these things in real life but remember the sugar versions are only for people!

 Speak to a wildlife rescue to find out more about the hedgehog diet and also about the hedgehog food web.



Games

**PAWPRINT
BADGES**

🦔 Play 'Hibernating Hedgehogs'.

How?

Based on the old favourite 'Sleeping Lions' all bar one or two players pretend to be hibernating hedgehogs curled up in a ball and try to stay as still as possible. The remaining players 'foxes' walk around the hedgehogs trying to get them to move. They cannot touch them only tell them things, i.e. jokes. If the hedgehog moves then they are out. The winner is the last hibernating hedgehog.

- 🦔 Play hedgehog hibernation hide and seek. Wherever you hide you must curl up into a ball.
- 🦔 Hedgehogs rely on their sense of smell. Blindfolded, see if you can sniff out sweet treats around your meeting place or identify things from just their smell.
- 🦔 Have a video games night playing some games including that famous blue hedgehog.
- 🦔 Get your jelly worms out of the chocolate soil without using your hands. Yep, that's right, you're going to have to use your nose!
- 🦔 Play blind man's buff or hedgehog tag.

What?

A variation on 'tag/tig' where the person who is 'it' is blindfolded and needs to rely on their hearing to catch people.

For Leaders...

With younger groups you can tie bells to those who are being caught.

- 🦔 Play Chinese Whispers to test out your hearing.
- 🦔 Complete an obstacle course on your hands and knees whilst blindfolded.
- 🦔 Hedgies have up to 7000 spines. Have a scavenger hunt to collect the spines (cocktail sticks). The winning group are the ones who find the most.
- 🦔 Hedgehogs like eating bugs - host a beetle drive. Why not use it as a fundraiser for your unit?
- 🦔 Hedgehogs roll themselves in to a ball when they are frightened or annoyed; have rolling races curling yourself up in to a ball like a hedgie.



Other

PAWPRINT
BADGES

- Build a hedgehog tunnel for the garden.
- Invite an animal handler to come and talk to you about hedgies - find out some fun facts and handle one for yourself.
- Find out about hibernation, what it is and why hedgehogs do.
- Design a game/activity to raise awareness of hedgehogs hibernating under bonfires.
- Read the tale of Mrs Tiggy-Winkle.
- Learn about road safety with the 'Arrive Alive' hedgehogs.
- Learn how to wash and iron.

Why?

Mrs Tiggy-Winkle is a famous Beatrix Potter character who does all the washing and ironing for the neighbouring animals. Washing and ironing are important skills for life that we need in order to become independent.

- Hedgehogs are nocturnal...take a night hike and see if you can spot any hedgies along your journey.
- Fancy a technical challenge? Set up a motion sensor camera in your garden and see if you can film any hedgehog happenings!
- Have your own mini-beast hunt to find some of the insects that hedgehogs like Harrison like to eat.
- Create a hedgehog sculpture from an old book by folding the pages. Kate Bufton is an artist and educator who runs workshops around the country doing just this. Drop her a line: info@katebufton.co.uk
- In Alice in Wonderland croquet is played with live hedgehog balls and flamingo mallets. Learn how to play croquet...but don't harm any hedgehogs in the process!
- Find out how to make your garden hedgehog friendly; you could get together with your neighbours to create a hedgehog highway through your gardens or green spaces.
- Debate keeping African pygmy hedgehogs as pets.

Adventure Complete?

Reward your young adventurers with their Hedgehog Challenge badge to **mark their achievements!** Head to the website to bag yours, download certificates and discover even more adventures!



Create a Keepsake!

Experienced **adventure**? Made **memories**? Then it's time to create a **keepsake**! Our Pawprint Family camp blankets are the perfect place to **sew your badges** and look back on them for years to come.



Personalise it!

Got your camp blanket? Then it's time to make it yours! Our alphabet badges are **big, bright and bold**...the perfect addition to your camp blanket, hoodies, bags and more. What will you personalise first?



Even More Rewards!

We're all about added value here at Pawprint Family. In addition to the 1000s of **free activity ideas** and resources you'll find **loyalty stickers** in every order and you can claim Children's University learning hours too!



Subscribe to the **Tribe News** for all the latest adventures direct to your inbox!

Scan me!

