

Harvest Festival Challenge



Giving thanks and celebrating all that comes from the Earth...
Harvest, Thanksgiving, Sukkot and Pongal; find out about all these and more as we travel the world looking at Harvest Festival traditions!

For even more programme ideas check out our 'Harvest Festival' board over on www.Pinterest.com/PawprintFamily

#AdventureForAll
www.PawprintFamily.com

Meet the FAMILY

Hi there! We're Charlotte & Jamie, the husband and wife team behind the Pawprint Family and we believe in #AdventureForAll.

It's our mission to help leaders, teachers and parents save time by providing ideas and opportunities to help them deliver everyday adventure and skills for life. We do this through our family of brands; find out more below and head to the website for your next adventure!



PAWPRINT BADGES

Pawprint Badges provides thousands of free activity ideas and resources to help leaders, teachers and parents deliver fun and adventure.

Every activity helps you share skills for life and is linked to one of our pawesome embroidered badges. Build your collection and celebrate adventures, new skills and knowledge gained.

PAWPRINT TRAILS

Pawprint Trails are treasure-hunt style walks around locations in the UK. Solve puzzles, track down the answers and explore everything our great country has to offer.

From historical sights to popular culture discover something new or rediscover a love for where you live then collect the badge to remember your adventures!

Whether you're looking for the perfect addition to your next family holiday or a few hours of fun with friends; each trail can be completed in a few hours or extended with our activity suggestions in to a weekend or a week's worth of fun!

PAWPRINT TALES

Pawprint Tales are fully illustrated stories that can be enjoyed by the whole family. Join Alfie (our fox-red Labrador) on his adventures around the UK – solving puzzles, turning detective and making new friends. With twists and turns, every tale is an opportunity to discover new places, people and history without needing to leave the comfort of your own home.

Enjoy Pawprint Tales alongside your Pawprint Trails or as a standalone adventure!

PAWPRINT TRUST

Every brand in the Pawprint Family supports the Pawprint Trust with a percentage of profits from every sale providing grants to young people. We're passionate about enabling young people to access life changing adventures.

Share your adventures and join us over on our social channels for even more adventures and a nosy behind the scenes at Pawprint HQ!



@pawprintfamily



@pawprint_family





PAWPRINT BADGES

You can view the extended terms of use on our website
www.pawprintfamily.com/terms-conditions






Craft

**PAWPRINT
BADGES**

-  Print with harvest vegetables, fruits or fallen leaves.
-  Make your own corn dollies (you can use paper craft straws if you can't get hold of any corn!)
-  Create a harvest picture with dried pasta, beans, peas or pulses.
-  Make a scarecrow for your garden, green space or allotment. Alternatively make one and enter it in your local scarecrow competition (if you have one).






Did You Know?

The first scarecrows were used in Egypt to protect wheat fields along the River Nile from flocks of quail.

-  Design a maze; look at some maize maze designs for inspiration.
-  Make a harvest headdress using dried flowers, corn, plaits and anything else you think of associated with harvest time.
-  Make a wand using materials of your choice.

Why?

During the Jewish harvest festival of Sukkot 'wands', otherwise known as Lulav, are shaken together. The wands are made up of willow, myrtle and palm and are shaken along with a large yellow citrus fruit (Etrog). Each represents a different part of the body used to serve God (etrog - the heart, palm - backbone, myrtle - eyes and willow - lips).

-  Create your own flower garlands like those used to decorate cattle during the Pongal festival (Hindu harvest festival).
-  Try willow weaving; during the Incwala holiday in the Kingdom of Eswatini (Swaziland) willow is cut and used to create a private sanctuary for the king.
-  Make a cornucopia and fill it with harvest fruits and vegetables.
-  Create a costume fit for a harvest queen; as part of the Vendimia (grape harvest festival) in Mendoza, Argentina there is a beauty contest to crown 'Queen of Vendimia'.
-  Make a musical instrument using rice. Rice is grown around the world and there are many festivals celebrating rice harvest, one of which is W Rice Harvest Festival in Bali, Indonesia.



Food

PAWPRINT
BADGES

- Pop your own popcorn and top it with your chosen toppings.
- Cook up a harvest themed menu and include as much harvest produce as you can.
- Where does your fruit and veg come from? Find out and find out where the countries/locations are on a map.
- Try apple bobbing or make your own toffee apples, traditional during Thanksgiving in the USA.
- Get creative with pumpkin and make soup, pie, biscuits or use the seeds to make pumpkin seed brittle.
- Try different nuts and seeds; what do they taste like? Can you tell which fruit, vegetable or plant they come from?
- Get creative with flour.

What?

During the Pongal festival in India rangoli patterns are made using flour. Try your hand at drawing with flour or create your own rangoli designs.

- Go blackberry picking and make something using your harvest.
- Blend your own harvest smoothies using fruits and vegetables. There are plenty of smoothies/juice recipes online but get inventive and create your own blends then share your favourites with us!
- Create your own fruit mandala designs inspired by all the exotic fruit and vegetables on offer at the Chanthaburi Fruit Festival in Thailand; alternatively create a celebration of fruit and try your hand at fruit carving.
- Make a rice based dish fit for Dewi Sri, the Balinese Goddess of rice who is celebrated during the Rice Harvest in Bali.
- Taste different types of olive or make an olive oil cake and celebrate all things olive as is done during Olivagando (a two-day festival in Italy celebrating the olive harvest).
- Make your own songpyeon (colourful rice cakes), traditional during Chuseok in Korea. Chuseok pays homage to the harvest moon.



Games

**PAWPRINT
BADGES**

- 🍁 Play a game of fruit or veg...

What?

How do you tell the difference between a fruit or a veg? Many people think of pumpkin as a vegetable when actually it's a fruit. Host your own quiz and see how many fruit and vegetables you can correctly identify.

- 🍁 Nut or not? Can you tell which is a nut and which isn't? Vote using your feet by opting for different sides of the room.
- 🍁 Match the seed to the fruit/veg. How many pairs can you correctly match? Could you tell which seeds went with which item?
- 🍁 Play a game of Needle in a Hay Stack

How?

Bran tub style, how many 'needles' (matchsticks) can you find among the hay? Compete as a family or between friends.

- 🍁 Olivagando is an Italian festival celebrating the olive harvest. The second day of the festival incorporates St. Clement's Day feasts, the patron saint of mariners. Play a game of Captain's Coming!
- 🍁 Play a game of Farmer, Farmer

How?

One person is on, they stand in the centre. Everyone else lines up at one end of the room and repeats the rhyme, "Farmer, farmer, may we cross your water to see your ugly daughter?" the person who is in the middle (the farmer) then says "Yes, but only if you're wearing....." and says a colour. The aim of the game is then for those who are wearing that colour to get to the other end of the room without being tug. Once tug you must join the middle. Continue until one person is left, they are the winner!

- 🍁 Have a game of harvest bingo using fruit and vegetables. There's a selection of bingo cards in our free resource.
- 🍁 Complete a harvest festival themed word search.
- 🍁 Hold some wheelbarrow races to gather in the harvest, the wheelbarrows collect the 'harvest' (beanbags/similar) and hold them under their chin before racing back.



Other

PAWPRINT
BADGES

- 🍁 Gather tinned/dried foods for your local food bank.
- 🍁 Attend a harvest festival or harvest festival service.
- 🍁 Sew and grow your own giant vegetables, you could even try and enter them in a local competition (or have your own between your group or friends).

Did You Know?

The World Record for the heaviest pumpkin ever grown is held by Mathias Willemijns from Germany who grew a pumpkin weighing 1,190.49kg (2,624.6lb).

- 🍁 Plant and grow your own fruit and vegetables from seed.
- 🍁 Visit a maize maze.
- 🍁 During the Jewish celebration of Sukkot, Jewish people build free standing, foliage-covered booths (designed to mimic the huts that the Israelites used as shelters during their migration). Make your own shelter or spend the night in a tent.
- 🍁 Find out about the Harvest (Barley) Moon and the Autumn Equinox. How are these things celebrated/marked in different countries or by different religions?
- 🍁 Write an acrostic poem using the word Harvest.

What?

Write a poem with each line starting with the letters of the word Harvest. i.e. First line begins with 'H', second with 'A', third with 'R' so that the poem reads 'Harvest' down the left hand side.

- 🍁 Investigate Harvest Festival celebrations around the world. We've covered some for you in this challenge pack but can you find any more?
- 🍁 Visit a farm and find out how growing crops has changed over time and how the methods for harvesting crops have changed.
- 🍁 Find out which are the most common crops grown in your area/county/country and in what volumes.
- 🍁 Give your time and volunteer at a soup kitchen or homeless shelter to share food with those less fortunate than you.

Adventure Complete?

Reward your young adventurers with their Harvest Festival Challenge badge to mark their achievements! Head to the website to bag yours, download certificates and discover even more adventures!



Create a Keepsake!

Experienced adventure? Made memories? Then it's time to create a keepsake! Our Pawprint Family camp blankets are the perfect place to sew your badges and look back on them for years to come.



Personalise it!

Got your camp blanket? Then it's time to make it yours! Our alphabet badges are big, bright and bold...the perfect addition to your camp blanket, hoodies, bags and more. What will you personalise first?



Even More Rewards!

We're all about added value here at Pawprint Family. In addition to the 1000s of free activity ideas and resources you'll find loyalty stickers in every order and you can claim Children's University learning hours too!



Subscribe to the **Tribe News** for all the latest adventures direct to your inbox!

Scan me!

