

**PAWPRINT
BADGES**

Global Challenge



Rik Bear is bringing you the 8th in the collection!

This Challenge Pack contains lots of fun activities to journey the world from the comfort of your meeting place or home. Let's go travelling!

For even more programme ideas check out our 'Global' board over on www.Pinterest.com/PawprintFamily

#AdventureForAll
www.PawprintFamily.com

Meet the FAMILY

Hi there! We're Charlotte & Jamie, the husband and wife team behind the Pawprint Family and we believe in #AdventureForAll.

It's our mission to help leaders, teachers and parents save time by providing ideas and opportunities to help them deliver everyday adventure and skills for life. We do this through our family of brands; find out more below and head to the website for your next adventure!



PAWPRINT BADGES

Pawprint Badges provides thousands of free activity ideas and resources to help leaders, teachers and parents deliver fun and adventure.

Every activity helps you share skills for life and is linked to one of our pawesome embroidered badges. Build your collection and celebrate adventures, new skills and knowledge gained.

PAWPRINT TRAILS

Pawprint Trails are treasure-hunt style walks around locations in the UK. Solve puzzles, track down the answers and explore everything our great country has to offer.

From historical sights to popular culture discover something new or rediscover a love for where you live then collect the badge to remember your adventures!

Whether you're looking for the perfect addition to your next family holiday or a few hours of fun with friends; each trail can be completed in a few hours or extended with our activity suggestions in to a weekend or a week's worth of fun!

PAWPRINT TALES

Pawprint Tales are fully illustrated stories that can be enjoyed by the whole family. Join Alfie (our fox-red Labrador) on his adventures around the UK – solving puzzles, turning detective and making new friends. With twists and turns, every tale is an opportunity to discover new places, people and history without needing to leave the comfort of your own home.

Enjoy Pawprint Tales alongside your Pawprint Trails or as a standalone adventure!

PAWPRINT TRUST

Every brand in the Pawprint Family supports the Pawprint Trust with a percentage of profits from every sale providing grants to young people. We're passionate about enabling young people to access life changing adventures.

Share your adventures and join us over on our social channels for even more adventures and a nosy behind the scenes at Pawprint HQ!



@pawprintfamily



@pawprint_family

PAWPRINT BADGES

You can view the extended terms of use on our website
www.pawprintfamily.com/terms-conditions





Craft

**PAWPRINT
BADGES**

-  Build a famous world landmark from newspaper or those old favourites spaghetti and marshmallows.





Here's an idea!

Why not test out different building materials or have a competition between groups? You could use building bricks, lolly sticks, sand, playing cards or recycled materials. Why not make a Taj Mahal from toilet roll tubes or an edible Eiffel Tower?

-  Make something using old maps.
-  Create your own Aboriginal painting.





How to!

Aboriginal art contains lots of symbols and many of the paintings are like maps. Find out what the different symbols mean and have a go at creating your own map or collection of symbols. Aboriginal art also uses lots of dots; cotton buds are great for this or you could use the end of a pencil instead.

-  Weave a God's Eye from Mexico using lolly sticks and yarn.
-  Paint your own Moroccan stained glass lantern using a jam jar.
-  Have a recycled fashion show creating traditional dress from around the world.
-  Make swaps to exchange at an international event.

What?

When Scouts and Guides from around the world get together at events they like to swap small items like badges and pins. Many people make things to swap that represent where they come from. What could you make?

-  Carve your own Easter Island faces from wood or breeze blocks (this is easier than you think!). REMEMBER: wear appropriate safety equipment to protect yourselves.
-  Make a memory box to store tickets, postcards etc. from your travels.
-  Fold a wallet from old maps or travel leaflets to store your foreign currency.
-  Design and create a luggage tag for your bags when travelling.






Food

**PAWPRINT
BADGES**

-  Invite someone from a different country to come and talk to your group about their culture and their traditional foods. Maybe they could show you how to make them or you could have a go yourself!
-  Try baking or tasting different foods from around the world.




Why?

Bread is a staple food around the world but it comes in hundreds of different shapes, sizes and flavours. There are lots available now in our local supermarkets but can you do some research to find out about others that you could make and try?

-  In small groups plan for a make foods from around the world then swap and taste them all.
-  Find out what lunch looks like around the world and create your own recipe book. You could sell copies to fundraise.
-  Street food is different in each country; in some it is more popular than others. Pick a country and do some research, then create a street food dish for others to try. Present your findings in a fun way and share with a group.

Here's an idea!

You could present your findings as a song or a dance! Why not tie this in with World Thinking Day celebrations and find out what life looks like in the country you are researching? There are lots of great websites to help you find out what a typical day in the life of a child looks like in different countries.

-  Sweets and desserts are very different around the world. Find out about different dishes and try some of them or have a go at making your own sweets.
-  Discover what food miles are and work out how many are in your dinner! How far (and how) has your food traveled to your plate, what impact has this had on the planet?
-  Find out about the journey of a cocoa bean and how the final retail price of a bar of chocolate is divided up.



For Leaders!

This is a great idea for talking about fair-trade and what that means. You can use chocolate buttons to represent percentages of the chocolate bar price (then eat them afterwards!)






Games

**PAWPRINT
BADGES**

-  Make paper aeroplanes and have a competition to see which one goes the furthest.
-  The Olympic Games are a world stage for sport- hold your own mini Olympics.

How?

You could hold running races, have a go at the long jump or the high jump, why not see if you could visit an athletics club and have a go at the hammer throw or javelin! Alternatively, have a go at horse riding, swimming, tennis or archery - there are over 30 different sport scheduled for the 2020 games so there's plenty to have a go at!

-  Find out about the World Games and have a go at one or more of the sports contested there.
-  Find some traditional games from around the world and have a go at playing a few of them.
-  Play a game of 'corners' using different countries or continents for the names of the corners.

For Leaders!

Make this more complicated by introducing other countries or continents or adapting the game to be more like 'port and starboard' with each area in the room being a different country/continent and all participants having to run between.

-  Play a game of Islands.


How To!

Each pair has a sheet of newspaper/'island' and must get themselves onto it when the leader shouts 'go!'. Each round the newspaper is folded in half to make the 'island' smaller.

-  Hold a 'Pigeon Drop' in your unit.

For Leaders!

This is an activity for older groups. Each small group is taken to a secret location and must make their way back to the meeting place without the use of a map - like homing pigeons.

-  Complete a jigsaw of a world map and use it in your activities while working on your Global Challenge badge.








Other

-  Plan a trip to 3 different destinations around the world, find out what there is to do in each destination and prepare a budget.





Take it further!

For older groups why not go on this trip? Plan your journey to take in different modes of transport and visit cultural or historical sights.

-  Find out how long it would take to travel around the world using different modes of transport: on foot, by plane/train/car/bicycle.
-  Make an international friend/pen-pal and write to them.
-  Pack a bag for a journey and discuss with an adult what you packed and why? First think about where you are going and what you might need to take, you could even make a list to help you next time you take a journey.
-  Find out about a day in the life of a child in different countries around the world. Create a short play to tell their story.
-  Attend an International Jamboree or visit a World Centre in the UK or abroad.

What?

International jamborees happen each year and are large camps which are attended by Scouts and Guides from all over the world. Do some research and you might well find one taking place near you that you could participate in or even visit for the day. Once every 4 years there is the World Scout Jamboree which takes place in a different country each time. We would encourage everyone to experience international Scouting/Guiding- it's life changing!

-  Hold a Global party, dress up in national costume from around the world, play games and try international food and complete all your activities in one go. Now there's a challenge!!
-  Research a celebration or religious festival from a country other than your own and celebrate it together with friends or family.
-  Find out about the 17 sustainable development goals from the United Nations. Do something to raise awareness of the goals and help make progress towards them.
-  Identify a global issue and debate it together with friends or family.

Reward your young adventurers with their Global Challenge badge to mark their achievements!
Head to the website to bag yours, download certificates and discover even more adventures!

