

**PAWPRINT
BADGES**

First Aid Challenge



Rik Bear is bringing you the 10th in the collection!

Rik Bear has donned his face mask and is ready for the First Aid Challenge!
Please remember to check up to date First Aid guidance for your location.

For even more programme ideas check out our 'First Aid' board over on
www.Pinterest.com/PawprintFamily

#AdventureForAll
www.PawprintFamily.com

Meet the FAMILY

Hi there! We're Charlotte & Jamie, the husband and wife team behind the Pawprint Family and we believe in #AdventureForAll.

It's our mission to help leaders, teachers and parents save time by providing ideas and opportunities to help them deliver everyday adventure and skills for life. We do this through our family of brands; find out more below and head to the website for your next adventure!



PAWPRINT BADGES

Pawprint Badges provides thousands of free activity ideas and resources to help leaders, teachers and parents deliver fun and adventure.

Every activity helps you share skills for life and is linked to one of our pawesome embroidered badges. Build your collection and celebrate adventures, new skills and knowledge gained.

PAWPRINT TRAILS

Pawprint Trails are treasure-hunt style walks around locations in the UK. Solve puzzles, track down the answers and explore everything our great country has to offer.

From historical sights to popular culture discover something new or rediscover a love for where you live then collect the badge to remember your adventures!

Whether you're looking for the perfect addition to your next family holiday or a few hours of fun with friends; each trail can be completed in a few hours or extended with our activity suggestions in to a weekend or a week's worth of fun!

PAWPRINT TALES

Pawprint Tales are fully illustrated stories that can be enjoyed by the whole family. Join Alfie (our fox-red Labrador) on his adventures around the UK – solving puzzles, turning detective and making new friends. With twists and turns, every tale is an opportunity to discover new places, people and history without needing to leave the comfort of your own home.

Enjoy Pawprint Tales alongside your Pawprint Trails or as a standalone adventure!

PAWPRINT TRUST

Every brand in the Pawprint Family supports the Pawprint Trust with a percentage of profits from every sale providing grants to young people. We're passionate about enabling young people to access life changing adventures.

Share your adventures and join us over on our social channels for even more adventures and a nosy behind the scenes at Pawprint HQ!



@pawprintfamily



@pawprint_family




PAWPRINT BADGES

You can view the extended terms of use on our website
www.pawprintfamily.com/terms-conditions












Craft

**PAWPRINT
BADGES**

-  Make a face mask.
-  Create a poster to display in your meeting place or local area sharing advice and tips on hand washing and hygiene.
-  Sew your own pouch or roll-up First Aid kit.

Here's an Idea!


Why not use old clothes or recycle fabrics to make your First Aid kit? There are plenty of patterns online and you can check out our Pinterest board for more ideas! For younger ones try using felt and learn how to hand sew a basic pouch and for older ones have a go at using a sewing machine.

-  Film your own 'How To Hand Wash' advert/video and if you like share it with friends/family and us at Pawprint!
-  Get messy and create your own artificial wounds and learn how to treat them.
-  Make a cardboard box ambulance and enjoy some role play activities. What has happened to your casualty? How will you treat them?
-  Put together a pocket First Aid kit...you could even turn this in to a Kim's Game and count it as your game activity too!
-  Pioneer a stretcher using broom handles/poles/branches and tarpaulin or jackets, an extremely useful skill for wilderness survival.
-  Invent your own board game based on First Aid. You could re-invent an existing game (like Snakes and Ladders) or you could get super creative and invent one from scratch!
-  Fold an emergency card containing your emergency numbers and some handy reminders of what to do in an emergency. Maybe you could make it look like a First Aid kit or use our free resource.
-  Together with friends, create a set of handy reminder/flash cards to help you cope with different First Aid scenarios, i.e. what to do with burns, how to treat shock, etc.
-  As well as traditional First Aid methods there are lots of natural and organic remedies you can try. Do some research and have a go at mixing some of your own. REMEMBER: some people have allergies to some ingredients so take care and seek advice if you're unsure.









Food

**PAWPRINT
BADGES**

-  Mix your own 'Plaster Salad' (that's pasta salad to you and me, it's just a fun play on words...no plasters need to be consumed as part of this challenge!).





Here's an Idea!

Not only is this a great play on words but it's a great activity for practicing safe knife skills. Chop up all your favourite salads and veggies and mix together with cooked pasta. If you like, add a splash of mayonnaise or salad dressing for extra flavour.

-  We can prevent the need for medical treatment by staying healthy. Find out about foods that keep us healthy and make a healthy meal; one, two or three courses? You decide!
-  Find out about foods with protective properties.
-  Another play on words for you...mix your own Lemon-Aid (or another fruit is fine)!
-  Whip up you own Thirst-Aid in the form of fruit smoothies, healthy and fun! What are your favourite fruit combinations? Share them with us on our social channels.
-  Romaine Calm! Make a salad using Romaine lettuce.
-  Learn about 'Sit, Chop and Chew', the safe eating practice to prevent choking incidents.

Did You Know?






140,000 people die each year in the UK in incidents where First Aid could have helped, including 900 people who choke to death.

-  Bake some heart beat biscuits, shaped like hearts and iced with lines to show the heart beat.
-  Make your own thermometer bread sticks. Dip the bread sticks in white chocolate and use red and black writing icing to create the thermometer's gauge.
-  Decorate your own plaster biscuits using pre-made rich tea fingers or bake your own.
-  Create your own severed hot dog sausage fingers with ketchup blood. You could cook them on a skewer and wrap them in bread dough bandages!











Games

**PAWPRINT
BADGES**

-  Play Kim's Game with the contents of a First Aid kit.
-  Hold relay races carrying your casualty using your home-made stretcher or a First Aid chair carry.
-  Have a game of First Aid BINGO!
-  Roll a First Aid Kit using our free resource.
-  Play the Immunisation Game.

How?














Two people are 'on', one plays the 'germ' and the other 'immunisation'. The game is based on tag. If you get caught by the germ, curl up on the floor, you cannot be immunised. If you are immunised then you cannot be tagged by the germ. This is a great way to demonstrate how immunisation works.

-  Have a game of corners labeling each one; Ambulance Service, Fire Service, Police and Mountain Rescue. The leader reads aloud a scenario and you must decide which emergency service you require.
-  Play the board game Operation.
-  Wrap the patient. Race to apply bandages to your patient. Use real bandages or toilet paper.
-  Pass the parcel but wrap it in bandages (or toilet paper). You could put a First Aid scenario between each layer and ask the unwrapper what they would do.
-  Play the Yes/No game. Leaders read out a First Aid scenario and you decide is the answer yes or no, i.e. There's glass in a wound, do you pull it out? Get the answer wrong, you're out of the game!
-  Spot the hazards. There are loads of these online, find the hazards in the picture and learn to manage risks at the same time.
-  See how fast germs can spread and why hand washing is so important. One person's hand is sprinkled with glitter (germs). They then walk around the room shaking hands at random. At the end of a minute see how many people have glitter on their hands/have caught the germs.
-  Play your own game created as your Craft challenge.



Other

PAWPRINT
BADGES

-  Learn how to call the emergency services. What number do you need to dial, what information will they need from you?
-  Organise a visit or speak to a nurse/doctor/paramedic to find out more about their role and how they help people.
-  Visit an ambulance station or see if you can organise a virtual tour to find out what equipment ambulances carry.
-  Find out how to complete a primary survey using 'DR ABC' (danger, response, airway, breathing, circulation). Find out more on-line from St John Ambulance at sja.org.uk
-  Complete an age appropriate First Aid course.
-  Learn how to do the Recovery Position. We find the saying, "Hey there cheeky! Fancy a knees up? Come on over!" really helpful when trying to remember how!
-  Find out about the history of St John Ambulance or the Red Cross. How did they start? What is their role? You could even invite one of their volunteers to speak to you/your group.
-  Discuss and debate what would you do in different First Aid scenarios. You can find scenario cards online.
-  Learn pet First Aid. Do you know what to do if your dog/cat stopped breathing? Find out! You could even organise a talk with a vet or speak to your local dog/cat rescue charity who will be happy to help.
-  Act out different accidents/scenarios and how you would deal with or treat them as the first person on the scene.
-  Discover other jobs within the medical profession, there are lots of different types of Nurses, Doctors and Paramedics and they all have very different roles. Share your findings in an interesting way.
-  What is normal body temperature for humans and how would we tell if someone was too hot/cold? What are the risks and what would we do to treat them?
-  Find out about different conditions like diabetes, epilepsy or allergies; how would you recognise them and how would you treat them?

Adventure Complete?

Reward your young adventurers with their First Aid Challenge badge to mark their achievements! Head to the website to bag yours, download certificates and discover even more adventures!



Create a Keepsake!

Experienced adventure? Made memories? Then it's time to create a keepsake! Our Pawprint Family camp blankets are the perfect place to sew your badges and look back on them for years to come.



Personalise it!

Got your camp blanket? Then it's time to make it yours! Our alphabet badges are big, bright and bold...the perfect addition to your camp blanket, hoodies, bags and more. What will you personalise first?



Even More Rewards!

We're all about added value here at Pawprint Family. In addition to the 1000s of free activity ideas and resources you'll find loyalty stickers in every order and you can claim Children's University learning hours too!



Subscribe to the **Tribe News** for all the latest adventures direct to your inbox!

Scan me!

