

Easter Challenge



Ready for another Easter adventure?

Our Easter chick has hatched just in time for some Easter adventures with you!
Prepare for more seasonal activities to keep the whole family entertained.

For even more programme ideas check out our 'Easter' board over on
www.Pinterest.com/PawprintFamily

#AdventureForAll
www.PawprintFamily.com

Meet the FAMILY

Hi there! We're Charlotte & Jamie, the husband and wife team behind the Pawprint Family and we believe in #AdventureForAll.

It's our mission to help leaders, teachers and parents save time by providing ideas and opportunities to help them deliver everyday adventure and skills for life. We do this through our family of brands; find out more below and head to the website for your next adventure!



PAWPRINT BADGES

Pawprint Badges provides thousands of free activity ideas and resources to help leaders, teachers and parents deliver fun and adventure.

Every activity helps you share skills for life and is linked to one of our pawesome embroidered badges. Build your collection and celebrate adventures, new skills and knowledge gained.

PAWPRINT TRAILS

Pawprint Trails are treasure-hunt style walks around locations in the UK. Solve puzzles, track down the answers and explore everything our great country has to offer.

From historical sights to popular culture discover something new or rediscover a love for where you live then collect the badge to remember your adventures!

Whether you're looking for the perfect addition to your next family holiday or a few hours of fun with friends; each trail can be completed in a few hours or extended with our activity suggestions in to a weekend or a week's worth of fun!

PAWPRINT TALES

Pawprint Tales are fully illustrated stories that can be enjoyed by the whole family. Join Alfie (our fox-red Labrador) on his adventures around the UK – solving puzzles, turning detective and making new friends. With twists and turns, every tale is an opportunity to discover new places, people and history without needing to leave the comfort of your own home.

Enjoy Pawprint Tales alongside your Pawprint Trails or as a standalone adventure!

PAWPRINT TRUST

Every brand in the Pawprint Family supports the Pawprint Trust with a percentage of profits from every sale providing grants to young people. We're passionate about enabling young people to access life changing adventures.

Share your adventures and join us over on our social channels for even more adventures and a nosy behind the scenes at Pawprint HQ!



@pawprintfamily



@pawprint_family

PAWPRINT BADGES

Age 3 - 5



Craft



Food



Games



Other



Award yourselves a badge for supporting your young adventurers in their activities!

- Adapt activities as necessary to meet your needs.
- Add your own activity ideas or develop them into projects.
- Use what you have; don't buy in lots of new materials/equipment.
- No need to send us evidence, responsible grown-ups decide when the badge has been earned.
- One challenge badge can take as long as you like; from a few hours to days or even a full term!

By downloading or purchasing this resource you agree to our terms of use as outlined below. As a husband and wife team we work hard to keep all of our resources and activity ideas available free of charge; we can only do this with your help.







Please Do	You May Not
Use this resource with your young adventurers.	Redistribute or sell this resource in any way, shape or form.
Direct people to this resource online by sharing our website links.	Upload this resource to a website for download.
Tell your friends/family/colleagues about us!	Copy or modify any part of this resource to share with others either for free or for sale.
Share photos of you enjoying your adventures with us on social media.	Use any text, graphics, content or fonts without our written permission.

You can view the extended terms of use on our website
www.pawprintfamily.com/terms-conditions








Craft

**PAWPRINT
BADGES**

-  Make an Easter themed mosaic; you could use squares of painted card or traditional mosaic tiles.
-  Get crafty with a fork and paint your own fluffy Easter chick using the fork as a stamp.
-  Decorate a jam jar to look like a chick and then use it as a vase for some cheerful Spring daffodils.
-  Create your own Easter cards with little finger print chicks on the front.
-  Make your own split pin chick with wings that flap.
-  Paint and decorate the cups off an egg box to look like chicks and bunnies then use them for your game of draughts/bunnies and chicks (see the Games section).



Food

-  Bake some 'boiled egg' biscuits.
- What?**
Rather like a jam sandwich biscuit, these have 2 (egg shaped) biscuits sandwiched together with lemon curd. The top biscuit has a small hole cut out to resemble the yolk.
-  Make deviled eggs and decorate them with pepper shapes and Nigella seed eyes.
 -  Pretzels were associated with Easter (see original pack). Make pretzel chicks filling the holes with yellow coloured white chocolate. See our Pinterest board for some ideas!
 -  Bake macaroons and decorate them to look like chicks and bunnies.
 -  Make some savoury Easter chick cheese balls.



Games

**PAWPRINT
BADGES**



Have an Easter egg and spoon race with a difference.

How?

Holding your spoon in your mouth, transfer as many egg shaped sweets from one bowl to another in a given time.



Play a game of bunnies and chicks (naughts and crosses) or draughts (checkers) with your home made egg box bunny and chicks.



Try your luck with Easter egg bowling. Use hard boiled eggs to try knocking down your skittles. Alternatively use hollow plastic eggs (often found in supermarkets for egg hunts) filled with rice and sealed well!



Place a lolly stick in your mouth and race against your friends/family to balance 6 jelly beans on your stick. Jelly beans are the sweet of choice at Easter in America (see original pack).



Other



Tell some cracking Easter jokes.



Have a go at creating some Easter nail art.



Put on a play or a puppet show to tell an Easter story in your own words. You could make sock puppets and count them as your craft activity.



Make music with your own musical instruments in the form of egg shakers using hollow plastic eggs and dried fillings of your choice.



Get snappy with some Easter photo booth props.



Decorate a t-shirt or have a go at tie-dye and wear your creation on Easter Sunday.



Take part in a virtual egg hunt.

Adventure Complete?

Reward your young adventurers with their Easter Challenge badge to **mark their achievements!** Head to the website to bag yours, download certificates and discover even more adventures!



Create a Keepsake!

Experienced **adventure**? Made **memories**? Then it's time to create a **keepsake**! Our Pawprint Family camp blankets are the perfect place to **sew your badges** and look back on them for years to come.



Personalise it!

Got your camp blanket? Then it's time to make it yours! Our alphabet badges are **big, bright and bold**...the perfect addition to your camp blanket, hoodies, bags and more. What will you personalise first?



Even More Rewards!

We're all about added value here at Pawprint Family. In addition to the 1000s of **free activity ideas** and resources you'll find **loyalty stickers** in every order and you can claim Children's University learning hours too!



Subscribe to the **Tribe News** for all the latest adventures direct to your inbox!

Scan me!

