

Easter Challenge



Hop, skip and jump in! It's time to celebrate Easter...

Did you know in Sweden Easter is celebrated with witches and wizards? It's time to find out some egg-citing facts as you enjoy an Easter adventure!

For even more programme ideas check out our 'Easter' board over on www.Pinterest.com/PawprintFamily

#AdventureForAll
www.PawprintFamily.com

Meet the FAMILY

Hi there! We're Charlotte & Jamie, the husband and wife team behind the Pawprint Family and we believe in #AdventureForAll.

It's our mission to help leaders, teachers and parents save time by providing ideas and opportunities to help them deliver everyday adventure and skills for life. We do this through our family of brands; find out more below and head to the website for your next adventure!



PAWPRINT BADGES

Pawprint Badges provides thousands of free activity ideas and resources to help leaders, teachers and parents deliver fun and adventure.

Every activity helps you share skills for life and is linked to one of our pawesome embroidered badges. Build your collection and celebrate adventures, new skills and knowledge gained.

PAWPRINT TRAILS

Pawprint Trails are treasure-hunt style walks around locations in the UK. Solve puzzles, track down the answers and explore everything our great country has to offer.

From historical sights to popular culture discover something new or rediscover a love for where you live then collect the badge to remember your adventures!

Whether you're looking for the perfect addition to your next family holiday or a few hours of fun with friends; each trail can be completed in a few hours or extended with our activity suggestions in to a weekend or a week's worth of fun!

PAWPRINT TALES

Pawprint Tales are fully illustrated stories that can be enjoyed by the whole family. Join Alfie (our fox-red Labrador) on his adventures around the UK – solving puzzles, turning detective and making new friends. With twists and turns, every tale is an opportunity to discover new places, people and history without needing to leave the comfort of your own home.

Enjoy Pawprint Tales alongside your Pawprint Trails or as a standalone adventure!

PAWPRINT TRUST

Every brand in the Pawprint Family supports the Pawprint Trust with a percentage of profits from every sale providing grants to young people. We're passionate about enabling young people to access life changing adventures.

Share your adventures and join us over on our social channels for even more adventures and a nosy behind the scenes at Pawprint HQ!



@pawprintfamily



@pawprint_family

PAWPRINT BADGES

You can view the extended terms of use on our website
www.pawprintfamily.com/terms-conditions



Craft

**PAWPRINT
BADGES**

- Test your construction skills and build the tallest tower you can to support an egg. The tallest chocolate Easter egg measured 10.39m, that's a REALLY big egg!
- Pysanka is the traditional art of egg painting. Try blowing an egg and decorating the shell with paint.
- Create a paper mache Easter basket.

For Leaders...

This is a great activity that you can complete over a couple of weeks or you can use the express method. Using flour and water glue and a cling film lined dish, use a microwave to dry each layer of mache for 20-30 seconds on a medium setting. Keep opening the microwave to let out the steam and dry the microwave plate.

- Try your hand at origami and fold an Easter basket or a bunny.
- Cut and fold carrot shaped boxes to hold your Easter treats.
- Make a mechanical egg or a model egg using materials of your choice.

Why?




In 2007, an egg covered in diamonds sold for almost £9 million. It is mechanical with a cockerel that pops up each hour, flaps its wings and nods it's head.

- Easter is the festival celebrating the resurrection of Jesus. The Lily flower symbolises resurrection. Make paper flowers or have a go at flower arranging.
- Go pom-pom mad and create yourself a little pom-pom pal in the form of an Easter chick, bunny or lamb.
- Make an Easter tree decoration and hang them in your meeting place or at home.
- Create an Easter wreath using plastic eggs and handmade pom-poms.
- Decorate an Easter bonnet and hold your own Easter bonnet parade. Who's was best?
- Turn an Easter egg in to an Easter bunny and get creative using materials of your choice.






Food

**PAWPRINT
BADGES**

-  The first chocolate Easter egg was made by Fry's in 1873. Have a go at making your own chocolate eggs.
-  The tallest egg measured 10.39m. Collect Easter eggs and line them up end to end to measure or beat 10.39m. Donate the eggs to your local food bank and make someone's Easter.
-  Bake your own hot cross bunnies (hot cross buns) by shaping your traditional Easter buns in to bunnies.






Did You Know?

The cross on top of hot cross buns represents the crucifixion of Jesus, while the spices signify those used to embalm his body after death.

-  The sweet of choice at Easter time in America is jelly beans with a reported 16 billion being consumed each year. Taste test jelly beans and see if you can guess the flavours.
-  Pretzels were originally associated with Easter and were made by German monks to symbolise arms folded in prayer. Have a go at making your own or try them.
-  Make your own tasty Easter basket treats.

For Leaders...

A firm favourite with all ages, make crispy cakes by melting chocolate and mixing in a cereal of your choice. Top with some edible eggs.

-  Easter is linked to Passover, celebrated by many Jewish families. Kosher food is eaten in the Jewish religion, find out what makes it Kosher and what food is traditionally eaten at Passover.
-  Bake a simnel cake and find out what the 11 balls of marzipan, that are traditionally used to decorate the top, symbolise.
-  Bake your own Italian Easter bread rings, baked around eggs.
-  In America peeps are commonly eaten at Easter. Brightly coloured, marshmallow shaped in to chicks or bunnies; have a go at making your own or alternatively use meringue to create the same shapes.
-  Use icing and turn a creme or caramel egg in to an edible Easter bunny.



Games

**PAWPRINT
BADGES**

- Take an Easter twist on a traditional game, swapping 'Duck, duck, goose' for 'Bunny, bunny, chick'!
- Bend like a pretzel and play Twister.
- Hold your own Easter egg roll.

What?

Annually on Easter Monday, the President of the United States and the First Lady host an Easter egg roll on the laws of the White House.

- Have an egg throwing contest. In pairs take it in turns to throw and catch the egg, increasing the distance between them each time.
- In Sweden, Easter is celebrated by children dressing up as witches and wizards. Play the wizard game.

How?

Like rock, paper, scissors. Giants- stand on tip toes, hands high in the air and make a menacing noise, Wizards- crouch slightly, waving hands out in front as though making a magic spell, Elves- crouch down with hands cupped behind their ears and make a high pitched giggling noise.

Giants beat elves as they "squash" them. Elves beat wizards because they outsmart them. Wizards beat giants because they zap them with a spell.

- Hold your own egg and spoon races. Make it more interesting with water bombs instead of eggs!
- How fast can you bunny hop? Hold races and race in relay.
- Jelly beans are popular in USA at Easter. Play the 'Bean Game'

How?

Caller shouts and the last person to do the action is out.

Broad bean - stand with legs wide apart and arms out

String bean - hands together held up high above your head

Runner bean - run on the spot

Jelly bean - pretend to wobble like jelly

Baked bean - lie on your back with hands and feet in the air





French bean - say "ooh, la, la!"

- Hold a bunny beetle drive.














Other

**PAWPRINT
BADGES**

-  Easter changes date depending on the lunar calendar. Go stargazing and learn about the cycle of the moon.
-  Learn about Passover, invite a Rabi to visit your meeting place.
-  Plant Spring bulbs or tend to a garden.
-  Hold an Easter egg hunt. Perhaps you could run it as a fund raiser for your group and invite people to join in and sell tickets.

Did You Know?

The Easter bunny can be traced back to 13th Century when people worshipped different Gods and Goddesses. The Goddess Eostre (of Spring and fertility) was symbolised by a rabbit. The first story of the Easter bunny was published in 1680.

-  Plan a visit and find out about Easter Island. How would you get there? How much would it cost? What would you see while you were there?
-  Grow your own cress egg head!
-  Burning Easter fires is traditional in some EU countries. Have an Easter campfire.
-  Test out some science and try walking on eggs (in their shells).
-  Visit a local Church and learn about Easter.
-  Find out about Easter traditions around the world.
-  Dying eggs is a craft and can be done with natural dyes. Try it yourself and find out which plants, vegetables and fruits make which colours. You could even try scavenging to find your ingredients.
-  Complete an Easter scavenger hunt.
-  Play pin the tail on the rabbit using cotton wool balls.
-  Take a walk in the countryside and see if you can spot any wild rabbits or hares...shhhh! you'll have to be very quiet!
-  Visit a petting zoo, pet shop or animal rescue to learn about rabbits and how to care for them. If you have a pet rabbit at home learn more about them and how to identify common illnesses/injuries.

Adventure Complete?

Reward your young adventurers with their Easter Bunny Challenge badge to mark their achievements! Head to the website to bag yours, download certificates and discover even more adventures!



Create a Keepsake!

Experienced adventure? Made memories? Then it's time to create a keepsake! Our Pawprint Family camp blankets are the perfect place to sew your badges and look back on them for years to come.



Personalise it!

Got your camp blanket? Then it's time to make it yours! Our alphabet badges are **big, bright and bold**...the perfect addition to your camp blanket, hoodies, bags and more. What will you personalise first?



Even More Rewards!

We're all about added value here at Pawprint Family. In addition to the 1000s of **free activity ideas** and resources you'll find **loyalty stickers** in every order and you can claim Children's University learning hours too!



Subscribe to the **Tribe News** for all the latest adventures direct to your inbox!

Scan me!

