

























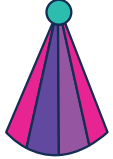

Roll a Clown

You will need:

- 1. A copy of this sheet per group (or each if you prefer)
- 2. A pen/pencil each
- 3. Plain paper; one per person.
- 4. Dice: 1 per group. We recommend groups of no more than 4.

To play:

- 1. Each player takes it in turns to roll the dice.
- 2. Roll a 6 to start. Draw your clown face.
- 3. The winner is the first person to ‘collect’ all the parts and complete their clown. Draw the parts on your clown as you collect them.
- 4. Example: Roll a 6, draw a clown face, roll a 2, select and draw chosen mouth, roll a 1, draw one eye, roll a 4, select and draw chosen hair, roll a 1, draw other eye...all items completed!

Dice Number	No. Required	Choose			
 Eyes	2	 Draw 1 per roll	 Draw 1 per roll	 Draw 1 per roll	 Draw 1 per roll
 Mouth	1				
 Bow Tie	1				
 Hair	1				
 Hat	1				
 Head	1	