

Circus Adventures



Welcome to the Circus... The Greatest Show on Earth!!

No matter what your age the Circus is full of wonder and amazement, so roll up, roll up and come on inside the Big Top to enjoy your very own Circus Adventure!

For even more programme ideas check out our 'Circus' board over on www.Pinterest.com/PawprintFamily

#AdventureForAll
www.PawprintFamily.com

Meet the FAMILY

Hi there! We're Charlotte & Jamie, the husband and wife team behind the Pawprint Family and we believe in #AdventureForAll.

It's our mission to help leaders, teachers and parents save time by providing ideas and opportunities to help them deliver everyday adventure and skills for life. We do this through our family of brands; find out more below and head to the website for your next adventure!



PAWPRINT BADGES

Pawprint Badges provides thousands of free activity ideas and resources to help leaders, teachers and parents deliver fun and adventure.

Every activity helps you share skills for life and is linked to one of our pawesome embroidered badges. Build your collection and celebrate adventures, new skills and knowledge gained.

PAWPRINT TRAILS

Pawprint Trails are treasure-hunt style walks around locations in the UK. Solve puzzles, track down the answers and explore everything our great country has to offer.

From historical sights to popular culture discover something new or rediscover a love for where you live then collect the badge to remember your adventures!

Whether you're looking for the perfect addition to your next family holiday or a few hours of fun with friends; each trail can be completed in a few hours or extended with our activity suggestions in to a weekend or a week's worth of fun!

PAWPRINT TALES

Pawprint Tales are fully illustrated stories that can be enjoyed by the whole family. Join Alfie (our fox-red Labrador) on his adventures around the UK – solving puzzles, turning detective and making new friends. With twists and turns, every tale is an opportunity to discover new places, people and history without needing to leave the comfort of your own home.

Enjoy Pawprint Tales alongside your Pawprint Trails or as a standalone adventure!

PAWPRINT TRUST

Every brand in the Pawprint Family supports the Pawprint Trust with a percentage of profits from every sale providing grants to young people. We're passionate about enabling young people to access life changing adventures.

Share your adventures and join us over on our social channels for even more adventures and a nosy behind the scenes at Pawprint HQ!



@pawprintfamily



@pawprint_family

PAWPRINT BADGES

You can view the extended terms of use on our website
www.pawprintfamily.com/terms-conditions



Craft

**PAWPRINT
BADGES**



Make your own stilts, Diablo or rhythm sticks.

What?

Diablo is an hourglass shaped object which can be spun and caught on a string between two hand sticks. Rhythm sticks (also known as Devil Sticks) consist of two hand sticks (coated in rubber or silicone) and a middle stick which can be manipulated hundreds of different ways. Sometimes the middle stick has tassels on the ends so that it moves more slowly through the air so tricks can be learned more easily.



Make your own pinata.



Make your own circus fancy dress.

Who?

There are so many options for Circus fancy dress. Traditionally Circuses had animals in them including lions, elephants and seals along with acts such as bearded ladies, tattooed men and human cannon balls. More commonly clowns, trapeze artists, strong men and horse back riders are seen. Take your pick and create your own Greatest Show on Earth!



Make yourself a set of juggling balls. Using balloons filled with rice has always worked well for us; fill them with flour and they also double up nicely as stress balls!



Create your own Circus sideshows, i.e. Hoopla. Use recycled materials and compete in teams then enjoy all the fun of the Circus in your meeting place.



Make and decorate your own clown hat.



Make your own ticket shaped invites to a Circus themed party.



Use pioneering poles to create something you would see at the circus, i.e. a swing, seesaw or Ferris wheel.



Make your own set of poi balls using a pair of tights and tennis balls.

What?

Poi is a weighted object suspended by a rope or chain which can swing in many directions. Put the tennis balls in the foot end of the tights and tie them in with a knot.









Make and decorate a colourful pinwheel like the one on your Circus Adventures badge. There's a free download on the website to help you, just search 'Catherine Wheel'.












Food

PAWPRINT
BADGES

-  Create some 'Big Top' meringue kisses with red and white stripes.
-  Every clowns make-up is different. Decorate clown face biscuits and make sure each design is different.
-  Decorate a clown hat (upside down ice cream cone).
-  Have a go at making your own candy floss. Take care with hot sugar!
-  Dip your own toffee apples. Ask for help with the toffee as it's HOT!
-  Make your own ice cream.

For Leaders...

This is a great activity for all ages, simply get a tub of basic ice cream, allow it to soften and mix in your choice of flavourings. Choose from your favourite sweets, chocolates or even nuts and sprinkles. Freeze to firm again before serving. Tip: Vanilla is a good all rounder, strawberry is best for fruity flavours and chocolate goes well with damn near anything in our opinion!

-  Pop your own corn and add your favourite flavours to make your own unique brand of popcorn! Try each other's and vote for the best.
-  Decorate pizzas to look like clown faces.
-  Build your own hot dogs and try some new toppings...who knows, chocolate spread could be the undiscovered 8th wonder of the world!
-  Make and decorate a Big Top celebration cake for a circus themed party.
-  Make your own strong man dumbbell skewers...then toast them on a campfire if you fancy?
-  Design your own Big Top half-time treats, sure popcorn and ice cream are great but let your imagination run wild!
-  Clowns make great balloon animals - create your own menagerie using grapes and cocktail sticks.
-  Have a go at making your own colourful candy lollipops. Why not visit a sweetshop?
-  Dip some clown nose cake pops in red-coloured white chocolate!



Games

**PAWPRINT
BADGES**



Have a go at the Clown Trouser Ball Throw.

What?

One person wears a pair of clown trousers with a hooped waist. You must throw as many balls into the trousers as you can in one minute. Make this more competitive between teams by scoring points for each ball that makes it in and taking off points for each one that misses!



Pin the nose on the clown...how close can you get?



Have a custard pie fight!



Play sleeping lions.



Have a go at your own tin can alley or play your side show games that you made for your Craft challenge!



Make your own and have a go at Hoopla.

How?

Get a number of paper plates and cut out the centre. Gather together a selection of small prizes like bars of chocolate. Throw your hoops from a distance to hoop your prize!



Play some parachute games. Create a mushroom by sitting inside the parachute and imagining you're inside a Big Top!



Hold a clown face beetle drive; drawing the face shape when you roll a 6, adding a nose for a 1, eyes for two 2s, a mouth for a 3, hat for a 4 and hair for a 5. Why not sell tickets and use it as a fundraiser for your unit?



Try some target practice with a balloon popping game. Inflate balloons and put prizes inside then pin them to a board. Pop the balloons to win the prizes inside!



In pairs race to see who can pop 10 balloons the fastest without using your hands and feet- get creative!



Jump through your own flaming hoop. Tie ribbon tissue paper onto a hula hoop then try jumping through without touching the flames. Crash mats may be needed for a soft/injury free landing!












Try your hand a hook a duck, possibly our favourite side show.



Other







**PAWPRINT
BADGES**

-  Learn some Circus Skills from some real life circus performers!
-  Have a go at slack lining or tight rope walking.
-  Try painting your face to look like a clown. Make this more difficult by only using your 'wrong' hand.
-  Paint your face on an egg. Each clowns makeup is different. Professional clowns can apply to have their unique facial makeup painted on an egg which is kept by Clowns International.
-  Have a go at fire eating.
-  Try unicycling.
-  Try your hand at balloon modeling be brave!
-  Put on your own Circus/Talent show and sell tickets as a fundraiser for your unit/group.
-  Do the 'Big Top Twirl'.

What?

To the tune of the Hokey Cokey. You put your clown foot in, your clown foot out, in, out, in, out, you shake it all about, you do the Big Top Twirl and you turn around. That's what it's all about! Woaaaaaahh do the Big Top Twirl, woaaaaaah do the Big Top Twirl. Woaaaaaah do the Big Top Twirl, knees bend, arms stretch, rah rah rah!

Follow with monkey tail, elephant trunk and balancing pole and any others of your choice with appropriate actions for each.

-  Have a Circus themed film night to experience the Greatest Show!
-  The Circus celebrates peoples differences and unique qualities. Complete some activities that get your group celebrating each other's uniqueness!
-  Visit a real-life Circus.
-  Learn how to do a magic trick.
-  Make a human pyramid or learn some acrobatics. Why not visit a gym and learn some gymnastics?
-  Take it further; visit the Clowns' Gallery at Trinity Church in London.

Adventure Complete?

Reward your young adventurers with their Circus Adventures Challenge badge to **mark their achievements!** Head to the website to bag yours, download certificates and discover even more adventures!



Create a Keepsake!

Experienced **adventure**? Made **memories**? Then it's time to create a **keepsake**! Our Pawprint Family camp blankets are the perfect place to **sew your badges** and look back on them for years to come.



Personalise it!

Got your camp blanket? Then it's time to make it yours! Our alphabet badges are **big, bright and bold**...the perfect addition to your camp blanket, hoodies, bags and more. What will you personalise first?



Even More Rewards!

We're all about added value here at Pawprint Family. In addition to the 1000s of **free activity ideas** and resources you'll find **loyalty stickers** in every order and you can claim Children's University learning hours too!



Subscribe to the **Tribe News** for all the latest adventures direct to your inbox!

Scan me!

