

**PAWPRINT  
BADGES**

# Christmas Challenge



**Rik Bear is bringing you the 3rd in the collection!**

This Challenge Pack contains lots of fun activities to get you feeling and being festive. So get your wrapping paper at the ready as it's time to get Christmassy!

For even more programme ideas check out our 'Christmas' board over on [www.Pinterest.com/PawprintFamily](https://www.Pinterest.com/PawprintFamily)

**#AdventureForAll**  
[www.PawprintFamily.com](https://www.PawprintFamily.com)

# Meet the FAMILY

Hi there! We're Charlotte & Jamie, the husband and wife team behind the Pawprint Family and we believe in #AdventureForAll.

It's our mission to help leaders, teachers and parents save time by providing ideas and opportunities to help them deliver everyday adventure and skills for life. We do this through our family of brands; find out more below and head to the website for your next adventure!



## PAWPRINT BADGES

Pawprint Badges provides thousands of free activity ideas and resources to help leaders, teachers and parents deliver fun and adventure.

Every activity helps you share skills for life and is linked to one of our pawesome embroidered badges. Build your collection and celebrate adventures, new skills and knowledge gained.

## PAWPRINT TRAILS

Pawprint Trails are treasure-hunt style walks around locations in the UK. Solve puzzles, track down the answers and explore everything our great country has to offer.

From historical sights to popular culture discover something new or rediscover a love for where you live then collect the badge to remember your adventures!

Whether you're looking for the perfect addition to your next family holiday or a few hours of fun with friends; each trail can be completed in a few hours or extended with our activity suggestions in to a weekend or a week's worth of fun!

## PAWPRINT TALES

Pawprint Tales are fully illustrated stories that can be enjoyed by the whole family. Join Alfie (our fox-red Labrador) on his adventures around the UK – solving puzzles, turning detective and making new friends. With twists and turns, every tale is an opportunity to discover new places, people and history without needing to leave the comfort of your own home.

Enjoy Pawprint Tales alongside your Pawprint Trails or as a standalone adventure!

## PAWPRINT TRUST

Every brand in the Pawprint Family supports the Pawprint Trust with a percentage of profits from every sale providing grants to young people. We're passionate about enabling young people to access life changing adventures.

Share your adventures and join us over on our social channels for even more adventures and a nosy behind the scenes at Pawprint HQ!



@pawprintfamily



@pawprint\_family

# PAWPRINT BADGES

You can view the extended terms of use on our website  
**[www.pawprintfamily.com/terms-conditions](http://www.pawprintfamily.com/terms-conditions)**










# Craft

**PAWPRINT  
BADGES**

-  Using old jam jars - make your own snow globes creating a fun Christmas snow scene with glitter.

## Here's an Idea!

You could buy a Christmas cake topper (plastic ones) to use to make your snow globe - alternatively why not make something for inside your snow globe with oven bake clay?

-  Decorate some Teddy Bear themed Christmas cards.
-  Make a Santa hat/outfit for your Teddy Bear.
-  Create a marshmallow snowman/Teddy Bear.
-  Use hand painting to create a Christmas wreath.
-  Make a salt dough Christmas ornament for your tree/door or fire place - don't forget to make it individual and unique.
-  Make your own advent calendar - be as creative as you like! You could make and fill paper bags with treats and challenges or try sewing your own calendar with pockets for each day.
-  Fill your own clear glass baubles to make a unique decoration.

## How to!




Buy yourself some clear glass baubles (you can find these cheaply online) and fill them with anything you like: pompoms, glitter, small buttons, ribbon etc.

Leaders: this is a great way of using up odds and ends of craft materials!

-  Make some scented bath bombs as a gift to give.

## How?

Measure out 300g Bicarbonate of Soda and 100g Citric Acid into a mixing bowl. Choose a seasonal bubble bath and add a little at a time until the mixture can be moulded. Add to a mould and leave to dry out.

-  Make some simple sweets and put them in pretty packaging to give as a gift.
-  Cut your own paper snow flakes and get creative with different patterns, there are lots online or check out our Pinterest board for some more ideas.
-  Choose another Christmas craft to make and give.





# Food

**PAWPRINT  
BADGES**

-  Either buy a kit or make your own gingerbread house and decorate it with sweets/icing.

-  Make some Chocolate truffles to give as a gift.

Here's an Idea!

Why not roll your truffles in hundreds and thousands, cocoa powder, edible glitter or desiccated coconut to make them look super professional!?

-  Make or decorate a Chocolate yule log.

Question?

Do you know where the yule log comes from? Can you find out and share what you found out with your group?

-  Make chocolate dipped spoons for a super tasty Christmas hot chocolate.

Here's an Idea!

Why not try making chocolate dipped spoons with different kinds of chocolate: maybe milk, white or dark. OR you could try making them with Chocolate Orange or adding a sprinkle of popping candy or fudge pieces to your spoon just before the chocolate goes hard!

-  Make a snowman on a stick using marshmallows. Why not enjoy eating them with a chocolate fountain?

Question?

Have you ever built a snowman? How big was it? There are lots of fun ways to make a snowman with food - why not do some research and make some others for example melted snowmen biscuits?!

-  Make some mince pies! You can also make 'chocolate pies' in the same way replacing the mincemeat with chocolate spread!

Here's an idea!

Instead of putting a full top on your mince pies, try cutting out stars or holly leaves to cover the top instead!

-  Make reindeer biscuits or decorate cupcakes to look like Rudolf you can use a gingerbread man upside down to make Rudolf biscuits - have a go!



# Games


**PAWPRINT  
BADGES**

 Complete a Christmas themed word search.

 Play the Christmas card game.

How?

Collect the fronts off old Christmas cards and cut each one up into several pieces - you need one card per team. Divide into teams and give each team one piece of one design, place the rest of the designs face down, jumbled up in the centre of the room. As a race, see which team can complete their 'jigsaw' first. Each person can only collect/return one piece of puzzle at a time. For Rainbows and younger Brownies leave the designs facing upwards.

 Play 'Fruit Salad' but swap the fruits for: Holly, Snowmen, Robins and Santas and for 'Fruit Salad' shout 'Christmas'. Alternatively play the game and make up your own names.

 Have your own eco-friendly indoor snowball fight with balls of old recycled newspaper.

 Have a race to make your own Toilet Paper Snowmen.

How?


Using rolls of toilet paper in small groups wrap one member up so they have a snowman body. Cut some circles of card for buttons and wrap a scarf around their neck. Finally put on a hat. The first team to 'build a snowman' wins! What other games could you play or what crafts could you do to use up the toilet paper? Could you have a 'snowball' fight or make a snow themed collage?

 Complete an Christmas Quiz.

 Have a snowman/Santa themed beetle drive.

How?

A beetle drive is when you roll a dice and each number represents a different body part, you then have to draw that body part on a piece of paper until you have the whole body: for example in a snowman beetle drive you may have to roll a 6 to start and that means you draw a body, a 1 may then be a head, 2 for arms, 3 for eyes and mouth, 4 for buttons and a 5 for scarf and hat. If you're unsure - look it up online or ask a leader.

 Make some Christmas themed pairs cards and see who can match all the pairs the quickest or play snap. You could match gifts, wrapping paper, baubles...anything you like!




# Other

**PAWPRINT**  
**BADGES**

-  Hold a Christmas concert in your group with each member participating in some way. Working as an individual? Get together with friends and family!




Here's an Idea!

Why not use your concert to raise some money for your unit by selling tickets or refreshments - you could even do a raffle and get prizes donated by local businesses. Also - why not use the concert as a chance to work towards a badge - you could do magic, sing, dance or tell some jokes!?

-  Get an advent calender for your unit and have a different person or group open the doors each week?


Here's an idea!

Why not make your own advent calender and count it towards the craft element of this challenge badge!?

-  Read the Christmas story.
-  Go carol singing locally around your area - why not see if you can visit a residential home - the residents will love to hear you singing?!
-  Take part in the Samaritan's Operation Christmas Child.




How?

Send a shoebox packed with love to a child who won't otherwise receive a gift this Christmas. Find out more at: <http://www.samaritans-purse.org.uk/what-we-do/operation-christmas-child/>

-  Think about someone who's not as fortunate as you at Christmas - why not raise money as a unit to purchase a goat/similar from Oxfam.

How?

Find out more about gifts that change lives from Oxfam online at: <http://www.oxfam.org.uk/shop/>

-  Find out which other faiths celebrate 'Christmas' and 'New Year'.
-  Find out about why we celebrate Christmas and tell others.
-  Discover how Christmas is celebrated around the world in a country other than your own.

## Adventure Complete?

Reward your young adventurers with their Christmas Challenge badge to **mark their achievements!** Head to the website to bag yours, download certificates and discover even more adventures!



## Create a Keepsake!

Experienced **adventure**? Made **memories**? Then it's time to create a **keepsake**! Our Pawprint Family camp blankets are the perfect place to **sew your badges** and look back on them for years to come.



## Personalise it!

Got your camp blanket? Then it's time to make it yours! Our alphabet badges are **big, bright and bold**...the perfect addition to your camp blanket, hoodies, bags and more. What will you personalise first?



## Even More Rewards!

We're all about added value here at Pawprint Family. In addition to the 1000s of **free activity ideas** and resources you'll find **loyalty stickers** in every order and you can claim Children's University learning hours too!



Subscribe to the **Tribe News** for all the latest adventures direct to your inbox!

Scan me!

