

Cake Challenge



From cupcakes to multi-tiered masterpieces...

Cake was originally an adaptation of bread but now takes many forms around the world. So, are you ready to eat cake? Let's get baking!

For even more programme ideas check out our 'Cake' board over on www.Pinterest.com/PawprintFamily

#AdventureForAll
www.PawprintFamily.com

Meet the FAMILY

Hi there! We're Charlotte & Jamie, the husband and wife team behind the Pawprint Family and we believe in #AdventureForAll.

It's our mission to help leaders, teachers and parents save time by providing ideas and opportunities to help them deliver everyday adventure and skills for life. We do this through our family of brands; find out more below and head to the website for your next adventure!



PAWPRINT BADGES

Pawprint Badges provides thousands of free activity ideas and resources to help leaders, teachers and parents deliver fun and adventure.

Every activity helps you share skills for life and is linked to one of our pawesome embroidered badges. Build your collection and celebrate adventures, new skills and knowledge gained.

PAWPRINT TRAILS

Pawprint Trails are treasure-hunt style walks around locations in the UK. Solve puzzles, track down the answers and explore everything our great country has to offer.

From historical sights to popular culture discover something new or rediscover a love for where you live then collect the badge to remember your adventures!

Whether you're looking for the perfect addition to your next family holiday or a few hours of fun with friends; each trail can be completed in a few hours or extended with our activity suggestions in to a weekend or a week's worth of fun!

PAWPRINT TALES

Pawprint Tales are fully illustrated stories that can be enjoyed by the whole family. Join Alfie (our fox-red Labrador) on his adventures around the UK – solving puzzles, turning detective and making new friends. With twists and turns, every tale is an opportunity to discover new places, people and history without needing to leave the comfort of your own home.

Enjoy Pawprint Tales alongside your Pawprint Trails or as a standalone adventure!

PAWPRINT TRUST

Every brand in the Pawprint Family supports the Pawprint Trust with a percentage of profits from every sale providing grants to young people. We're passionate about enabling young people to access life changing adventures.

Share your adventures and join us over on our social channels for even more adventures and a nosy behind the scenes at Pawprint HQ!



@pawprintfamily



@pawprint_family





PAWPRINT BADGES

You can view the extended terms of use on our website
www.pawprintfamily.com/terms-conditions









Craft

**PAWPRINT
BADGES**

-  Re-purpose an old cake tin or baking tin. What could you make?
-  Craft your own fondant flowers.
-  Make some non-edible cakes for play time. You could use different coloured sponges for the cake and 'ice' them with felt or other materials.
-  Build a multi-tiered cardboard box cake.





Here's an idea!

Make coloured holes in your 'cake' and match the candle colour to the hole or develop fine-motor skills by placing the candles in the holes. Perfect for our littlest adventurers!

-  Use cake to build a structure; will you need to reinforce your cake? If so, with what? Materials such as PVC pipe and metal/wire frames are used by professionals to help support their cakes.
-  Make models using sugar paste and create your own cake topper.
-  Use cupcake cases/liners and transform them in to something amazing. From garlands to funky fairy lights and wreaths there are so many ideas out there. Check out our Pinterest board for some ideas.
-  Create some mini bunting to top a celebration cake.
-  Make your own cupcake toppers/mini flags.
-  Design your perfect cake for a celebration or other occasion.

Why?

Cakes have been used for special occasions and celebrations for thousands of years. In Ancient Rome a cake of wheat or barley was broken over the bride's head to bring good fortune to the couple. What traditions could you associate with your cake?

-  Paper cut a cake topper which says the recipients name or occasion. Think about your use of different fonts and typography.
-  Make cakes from toys; can you build a cake from building blocks?
-  Do some DIY and make your own cake stand. You could up-cycle some old plates or start from scratch with materials of your choice.
-  Decorate or make your own apron for baking.



Food

**PAWPRINT
BADGES**



Make an allergen/intolerance friendly cake.



Ice or bake a celebration cake for a wedding, birthday, etc.



Bake an illusion cake, made to look like something else.

What?

From books to roast dinners illusion cakes come in all shapes and sizes. Check out our Pinterest board for some inspiration!



Make or try Chinese Mooncake, traditionally eaten during the Mid-Autumn festival, often containing a full egg yolk in the centre to represent the moon.



Cake for breakfast? Try Ciambella Allo Yogurt, an Italian favourite and made using your yogurt pot as a measure!



Bake a traditional Dundee Cake from Scotland; a rich fruit cake decorated with almonds.



Make and decorate your own Bûche de Noël or yule log.



Bake a classic Mexican tres leches cake (milk cake); so known for the three types of milk used in the recipe.



Create an upside down cake using fruit of your choice to create the decoration on the top...or is that the bottom?



Make a traditional Christmas cake.



Decorate your own cake pops on a theme of your choice.



Bake a Sachertorte from Austria, invented by Franz Sacher in Vienna.



Soak dried fruits in rum and wine and bake a traditional Rum Cake from Jamaica. Some say to soak the fruits for up to a year while others are happy with 3-4 months...how long will you soak yours for?



Layer up a Schwarzwälder Kirschtorte (Black Forest gateau) from Germany.



Make your own Turkish Revani cake with semolina and citrus flavours.



Discover another cake from around the world and have a go at making it yourself. Maybe you could create a world map of cake?!



Games

PAWPRINT
BADGES



Name that flavour in a blind cake taste test.



Match the cake to the country of origin; can you correctly guess where the cake comes from and find the location on a map?



Guess the ingredient by touch, smell or taste alone.

How?

Blindfolded touch, taste or smell a range of cake ingredients and see if you can guess them correctly. From flour to flavourings there are so many textures and tastes to discover and not all of them tasty!



Make a model using icing but use only your less dominant hand or together with a partner with one of you only using your left hand and the other only using their right hand.



Model a cake topper whilst blindfolded. Can your friends and family guess what you were trying to model in this crazy twist on Pictionary?



Always arguing about which cake is best? Create your own set of Trump Cards for different types of cake and rate them all before enjoying games with friends/family. Use our free Trump Card resource to help.



Roll a cupcake using our free resource.



Have a recipe relay or scavenger hunt to see who can gather all their cake ingredients first.



Try a mystery bag guessing game.

How?

As a small group or individuals; place a number of baking utensils in a pillowcase. Take it in turns to reach in to the bag and grab a utensil. With your hand in the bag and without looking, take a guess at what you've grabbed then reveal to see if you're correct. Alternatively, name a utensil and see how quickly you can find it without looking. For large groups, make up 2 identical pillow cases. A caller shouts out a utensil and one person from each team races to be the first to find the correct utensil and hold it in the air.



Play Kim's Game and test your memory with baking equipment.



Wear oven mitts for a throwing/catching game.




Complete our free cake-themed word search.



Other

PAWPRINT
BADGES

-  Discover some cake-based World Records.
-  Hold a cake sale for charity and take a look at the Depressed Cake Shop pop-ups, started by Emma Thomas in 2013.
-  Debate your 'Dessert Island Discs' - which 3 desserts/cakes would you choose as your top 3 and why?
-  Discover the science behind a good cake and test out the theory with a few bakes. What happens if you add too much baking powder, too little flour, another egg?
-  Visit a bakery and compare it to your home kitchen. What are the differences when baking on a large scale? What are the similarities?
-  Research which is your family/group's favourite cake flavour? Share your results in a fun way.
-  Create an edible timeline of cake showing how recipes, ingredients and decorations have changed over time.
-  Visit a flour mill, chicken farm or dairy farm and see where your cake ingredients come from.
-  Take part in a baking workshop and learn a new technique.
-  Watch an episode or two of the Great British Bake Off from cake week. Why not have a go at the technical bakes?
-  Watch Matilda, the 1996 film featuring Danny DeVito and Pam Ferris, could you eat all of Bruce's special chocolate cake?
-  Write and illustrate your own recipes. Check out they-draw.com and [@theydrawandcook](https://www.instagram.com/theydrawandcook) on Instagram for some inspiration.
-  Celebrate National Cake Day, held annually on 26th November.
-  Find alternatives to using flour/eggs/milk/other allergens when baking.
-  Bake a cake and share it with your neighbours.
-  Write a review of a local bakery for your local paper or magazine.
-  Award yourself a Star Baker badge for all your baking efforts and triumphs!

Adventure Complete?

Reward your young adventurers with their Cake Challenge badge to mark their achievements! Head to the website to bag yours, download certificates and discover even more adventures!



Create a Keepsake!

Experienced adventure? Made memories? Then it's time to create a keepsake! Our Pawprint Family camp blankets are the perfect place to sew your badges and look back on them for years to come.



Personalise it!

Got your camp blanket? Then it's time to make it yours! Our alphabet badges are big, bright and bold...the perfect addition to your camp blanket, hoodies, bags and more. What will you personalise first?



Even More Rewards!

We're all about added value here at Pawprint Family. In addition to the 1000s of free activity ideas and resources you'll find loyalty stickers in every order and you can claim Children's University learning hours too!



Subscribe to the **Tribe News** for all the latest adventures direct to your inbox!

Scan me!

