

**PAWPRINT
BADGES**

Autumn Challenge



Rik Bear is bringing you the 2nd in the collection!

This Challenge Pack contains lots of fun activities to get you in the autumnal spirit. So get your hat and scarf at the ready as it's time to get outside!

For even more programme ideas check out our 'Autumn' board over on www.Pinterest.com/PawprintFamily

#AdventureForAll
www.PawprintFamily.com

Meet the FAMILY

Hi there! We're Charlotte & Jamie, the husband and wife team behind the Pawprint Family and we believe in #AdventureForAll.

It's our mission to help leaders, teachers and parents save time by providing ideas and opportunities to help them deliver everyday adventure and skills for life. We do this through our family of brands; find out more below and head to the website for your next adventure!



PAWPRINT BADGES

Pawprint Badges provides thousands of free activity ideas and resources to help leaders, teachers and parents deliver fun and adventure.

Every activity helps you share skills for life and is linked to one of our pawesome embroidered badges. Build your collection and celebrate adventures, new skills and knowledge gained.

PAWPRINT TRAILS

Pawprint Trails are treasure-hunt style walks around locations in the UK. Solve puzzles, track down the answers and explore everything our great country has to offer.

From historical sights to popular culture discover something new or rediscover a love for where you live then collect the badge to remember your adventures!

Whether you're looking for the perfect addition to your next family holiday or a few hours of fun with friends; each trail can be completed in a few hours or extended with our activity suggestions in to a weekend or a week's worth of fun!

PAWPRINT TALES

Pawprint Tales are fully illustrated stories that can be enjoyed by the whole family. Join Alfie (our fox-red Labrador) on his adventures around the UK – solving puzzles, turning detective and making new friends. With twists and turns, every tale is an opportunity to discover new places, people and history without needing to leave the comfort of your own home.

Enjoy Pawprint Tales alongside your Pawprint Trails or as a standalone adventure!

PAWPRINT TRUST

Every brand in the Pawprint Family supports the Pawprint Trust with a percentage of profits from every sale providing grants to young people. We're passionate about enabling young people to access life changing adventures.

Share your adventures and join us over on our social channels for even more adventures and a nosy behind the scenes at Pawprint HQ!



@pawprintfamily



@pawprint_family

PAWPRINT BADGES

Age 3 - 5



Age 5 - 7



Age 7 - 11



Age 11 - 14



Age 14 - 18



Age 18+



Craft



Food



Games



Other



Award yourselves a badge for supporting your young adventurers in their activities!

- 🐾 Adapt activities as necessary to meet your needs.
- 🐾 Add your own activity ideas or develop them into projects.
- 🐾 Use what you have; don't buy in lots of new materials/equipment.
- 🐾 No need to send us evidence, responsible grown-ups decide when the badge has been earned.
- 🐾 One challenge badge can take as long as you like; from a few hours to days or even a full term!

Please Do	You May Not
Use this resource with your young adventurers.	Redistribute or sell this resource in any way, shape or form.
Direct people to this resource online by sharing our website links.	Upload this resource to a website for download.
Tell your friends/family/colleagues about us!	Copy or modify any part of this resource to share with others either for free or for sale.
Share photos of you enjoying your adventures with us on social media.	Use any text, graphics, content or fonts without our written permission.

You can view the extended terms of use on our website
www.pawprintfamily.com/terms-conditions










Craft

**PAWPRINT
BADGES**

-  Carve pumpkins to look like a Teddy Bear or cut a pumpkin shape out of orange card and give it a face using black pen.

Here's an idea!

If you're aged 5-7 make your pumpkin out of card, if you're aged 7-11 why not make your pumpkin's face cutting shapes out of black card and if you're aged 11+ why not carve a real pumpkin in your patrol?!

-  Make a Halloween costume for your teddy bear.
-  Make a God's Eye Weaving with twigs you've found/collected.
-  Make creatures using leaves/acorns or other found Autumn objects.
-  Do some leaf rubbings and find out which trees the leaves are from.
-  Make an Autumn mobile using twigs, leaves, pine cones and other things you can find. Perhaps you could go on an Autumn walk to gather your materials?
-  Make a campfire for Bonfire Night either an artificial one indoors or a real one outdoors.
-  Make a pine cone bird feeder (see how to below).



How to!

Tie a piece of string to the top of a pine cone. Cover the pine cone in peanut butter (chunky or smooth) then roll in birdseed. This craft can be very messy but the results look really pretty!

-  Make a big art creation on an Autumn/Bear theme.

Here's an idea!


Why not gather Autumn leaves that have dropped from trees near your meeting place or use beans, pulses and pasta to create a 'big art' creation on the floor. When you're done take a photo of your piece from above to see the final result.

-  Make an Autumn garland by stringing together pine cones, acorns or other collected items. Hang it around your home or meeting place.
-  Use potato printing and leaf printing to make patterned wrapping paper or greeting cards. Could you use Autumnal colours too to represent the season?



Food

**PAWPRINT
BADGES**

-  To celebrate Halloween make yourself an edible witches hat by decorating an upside-down ice cream cone.

-  Make s'mores.


Here's an Idea!

Why not make your s'mores on the campfire you built for your Craft challenge and complete two clauses of the Autumn Challenge at once!? Using t-lights is a safer option for those with smaller hands.

-  Blindfolded, try different flavours of apples and see if you can guess which is which.

Question?

Can you think of any other autumnal foods to try? If you can why not try them some others blindfolded?

-  Make edible spiders using biscuits and licorice laces as a less scary and much tastier option to the real thing.

Here's an Idea!

There are lots of Halloween themed foody crafts you could try like making marshmallow ghosts or jelly worms - why not do some research and create something of your own design. Alternatively find out a little more about Halloween and why we celebrate it.

-  Make toffee apples, treacle toffee or honeycomb ready for Bonfire Night!

Question?

Do you know why we celebrate Bonfire Night? Can you find out why and think of any other foods that you like to eat at that time of year? Why not ask your Leader if you can make some?

-  Make a pumpkin pie or another pumpkin flavoured recipe with your carved pumpkin leftovers - not just fun but eco-friendly too!

Here's an idea!

Can you find a teddy bear or pumpkin shaped mould/pie tin? Then you could have a teddy bear-tastic or pumpkin-perfect pie!

-  Make an edible Bonfire using chocolate sticks for logs and jelly laces/sweets for flames.



Games


**PAWPRINT
BADGES**

 Complete an Autumn themed word-search.

 Play 'Squirrel in a Tree'.

How?

One person is the squirrel, another is the fox. Everyone else gets into pairs to make the trees. The pairs spread themselves around the room making archways/'trees', these are the safe-havens for the squirrel. Essentially it is a game of 'tag' where the squirrel is being chased by the fox, however when the squirrel runs through/waits in one of the 'trees' they are safe and cannot be tug. The squirrel cannot be in a tree for more than 5 seconds.

 Play 'Fruit Salad' but swap the fruits for: Oak, Beech, Horse Chestnut, Elm and for 'Fruit Salad' shout 'Autumn Leaves'. Alternatively play the game with a Bonfire theme and make up your own names.

 Play a traditional game of conkers, maybe you could have a tournament in your unit - remember to be careful as it can hurt!

 Make your own Glow in the Dark Bowling Alley.

How?


Using glow sticks, fill large fizzy pop bottles with water and place different coloured glow sticks in each bottle! Line up your bottles or put them in the traditional bowling pin formation, then use a football/tennis ball to bowl and knock over the pins. Remember to turn out the lights! Why not have a tournament in your unit? This is a fun activity for when the nights are dark - perfect for an alternative Halloween themed evening.

 Complete an Autumn Quiz or word search.

 Have a 'pumpkin and broom' race.

How?

Much like an egg and spoon race each team will need a small-medium sized pumpkin and a sturdy stick/broom. In relay take it in turns to push the pumpkin to the other end of the room and back. As the pumpkins are not perfectly round you will need plenty of space and be prepared for a little madness!

 Have an 'over-under' pumpkin relay - passing it over your heads and between your legs alternately. Instead of a pumpkin you could use other harvest foods such as squashes, root vegetables or bags of grain.



Other

PAWPRINT
BADGES

-  Hold a sponsored scavenger hunt. Get sponsored per item to collect a list of objects decided by your leaders.


Here's an Idea!

Use the sponsorship money to help a local charity or to raise funds for your unit, why not have a competition to see who can raise the most money or who can collect the most items? The items should be found, not picked/removed purposefully.

-  Collect fallen leaves from home/around your meeting place then find out what kind of trees they have come from?

Here's an idea!

Why not use these activities towards another badge or challenge!?

-  Read a Autumn themed story or create puppets from natural materials to tell your own story about Autumn.

-  Play the 'Match Box Challenge'.

How?

Each group has a matchbox. They must FIND as many whole items as they can to fit in their box. Our record is 53 items!

-  Have a go at apple bobbing.

-  Make camp fire dough-nuts.

How?

Make yourself a jam sandwich, dip in whisked egg, fry in a frying pan with some butter then dip in sugar!

-  Do some camp fire singing around your indoor/outdoor campfire.

-  Find out about hibernation and which animals hibernate - do an activity on this theme.

-  Complete Harrison's Hedgehog Challenge for more Autumnal/hibernation themed activities.

-  Discover some Autumnal celebrations and festivals from a culture other than your own.

Adventure Complete?

Reward your young adventurers with their Autumn Challenge badge to **mark their achievements!** Head to the website to bag yours, download certificates and discover even more adventures!



Create a Keepsake!

Experienced **adventure**? Made **memories**? Then it's time to create a **keepsake**! Our Pawprint Family camp blankets are the perfect place to **sew your badges** and look back on them for years to come.



Personalise it!

Got your camp blanket? Then it's time to make it yours! Our alphabet badges are **big, bright and bold**...the perfect addition to your camp blanket, hoodies, bags and more. What will you personalise first?



Even More Rewards!

We're all about added value here at Pawprint Family. In addition to the 1000s of **free activity ideas** and resources you'll find **loyalty stickers** in every order and you can claim Children's University learning hours too!



Subscribe to the **Tribe News** for all the latest adventures direct to your inbox!

Scan me!

